

Activity 13

Flapping Red Kite

Resources: (to make one kite)

One long, thin, straight stick, pencil or straw

Two pipe cleaners, approx 10 cm long

Photocopy of cut out on paper

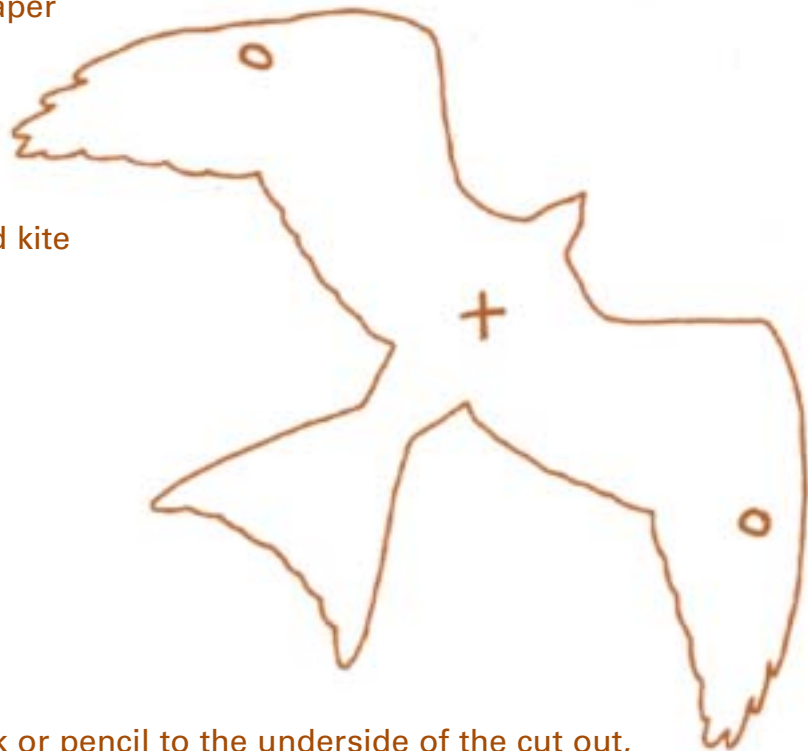
Coloured pencils

Sellotape or Blu-Tack

Scissors

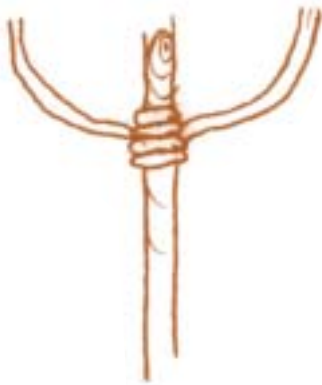
What to do

Colour in the top of the red kite and cut it out



X – attach a long thin stick or pencil to the underside of the cut out, using Sellotape or Blu-Tack.

O – attach the end of a pipe cleaner using Sellotape



Wrap the free ends of the two pipe cleaners around the stick.

Push the 'knot' of pipe cleaners up and down the stick making the wings flap.


Finger Puppet

Resources:

Photocopies of the finger puppet
Coloured pencils
Scissors
Sellotape
Glue

What to do

- This is probably best if the children work in pairs.
- Colour in both pieces of the red kite puppet and cut around them.
- Cut out the small finger strip. Wrap it around your finger and Sellotape the ends together.
- Line up the cut-out with the wings and glue onto the piece on your finger so that the wings are in the right place.



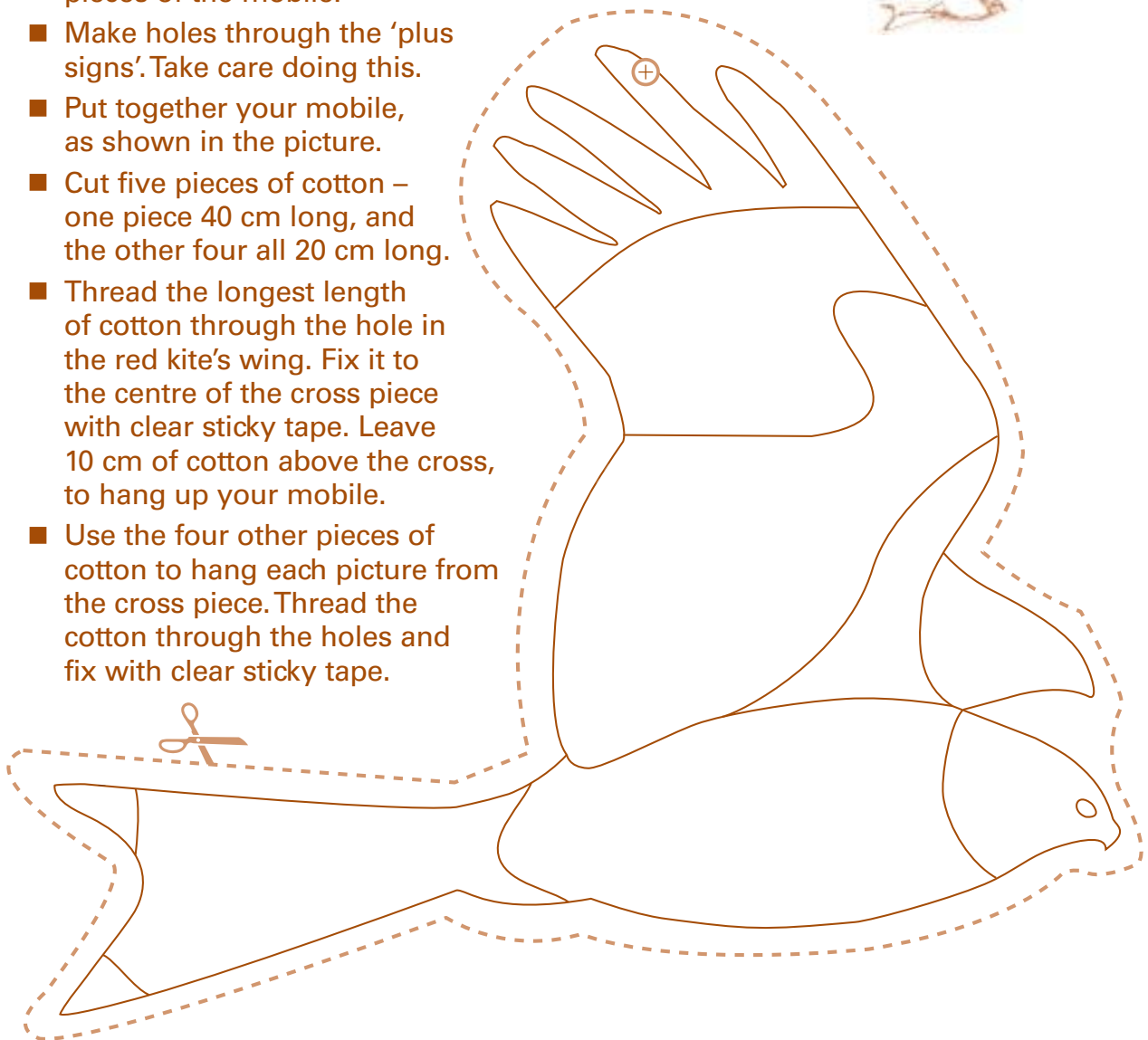
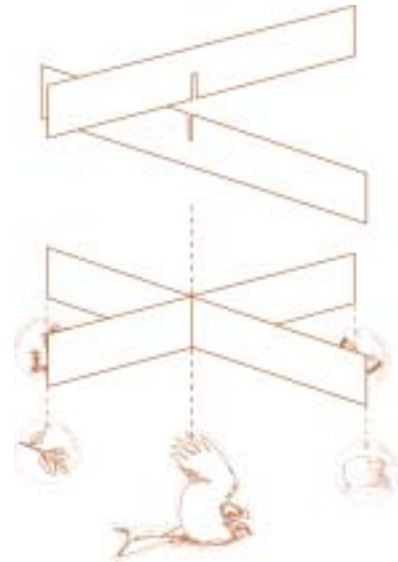
Red Kite Mobile

Resources:

Photocopies of the mobile
Coloured pencils
Scissors
Cotton
Sellotape

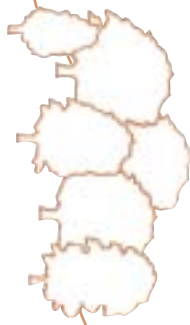
What to do

- Colour in both sides of the red kite and other parts of the mobile.
- Cut along the dotted lines.
- Stick together the matching pieces of the mobile.
- Make holes through the 'plus signs'. Take care doing this.
- Put together your mobile, as shown in the picture.
- Cut five pieces of cotton – one piece 40 cm long, and the other four all 20 cm long.
- Thread the longest length of cotton through the hole in the red kite's wing. Fix it to the centre of the cross piece with clear sticky tape. Leave 10 cm of cotton above the cross, to hang up your mobile.
- Use the four other pieces of cotton to hang each picture from the cross piece. Thread the cotton through the holes and fix with clear sticky tape.



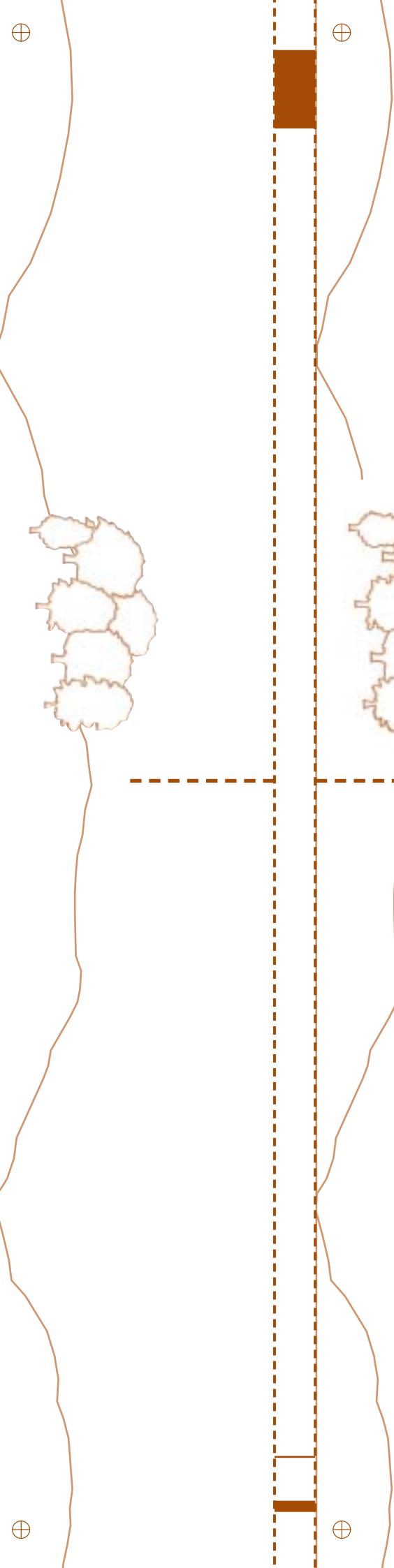
Activity 15

Red Kite Mobile



Activity 15

Red Kite Mobile



Red Kite Mobile

Note to teacher:

Make two copies of this page.



Voles have dark brown fur.

The wings of the **wood white butterfly** are white and delicate.

The flowers of the **bird's-foot trefoil** are yellow.

Oak leaves are green.

Red Kite Mobile

