

**K&M TRAFFIC SURVEYS
HERITAGE HOUSE
79-80 HIGH STREET
GRAVESEND
KENT
DA11 0BH**

TELEPHONE : 01474 567990

FAX : 01474 566644

EMAIL : kmtrafficsurveys@supanet.com

MOBILES : 07860 806258/9

LOCATION OF SURVEY :

HENHURST RD, COBHAM, KENT.

**THURSDAY 9th FEBRUARY 2006
00-2400**

**TRAFFIC SURVEY
ODYSSEY CE**



K&M TRAFFIC SURVEYS




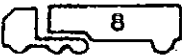

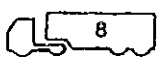




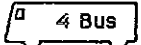

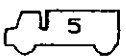

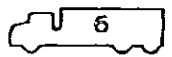

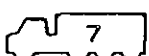

GRCS - 2

Classification - Type, name and description

- Class 1** Motorcycles
- Two or three-wheeled vehicles. This category includes motorcycles, motor scooters, mopeds, motorpowered bicycles and three-wheel motorcycles
- Class 2** Passenger Cars
- Saloons, Coupes and Estate cars manufactured primarily for the purpose of carrying passengers and including those passenger cars pulling recreational or other light vehicles.
- Class 3** Light Goods Vehicles
- Two axle, four tire vehicles, other than passenger cars. Included in this classification are pick ups, panels, vans and other vehicles such as camper, motor homes ambulances, hearses and carry-alls. All two-axle, four tire unit vehicles pulling recreational or other light trailers.
- Class 4** Buses
- Passenger-carrying buses with two axles and six tires or three or more axles. This category includes only traditional buses (including school buses) functioning as passenger carrying vehicles. All two-axle, four-tire single unit vehicles pulling recreational or other light trailers.
- Class 5** Two axle, six tyre, single unit trucks
- Vehicles on a single frame including trucks, camping and recreational vehicles, motor homes etc. having two axles.
- Class 6** Three axle single unit trucks
- Vehicles on a single frame including trucks, camping and recreational vehicles, motor homes etc. having three axles.
- Class 7** Four or more axle single truck trailers
- Trucks on a single frame with four or more axles.
- Class 8** Four or less axle single trailer trucks
- Vehicles with four or less axles consisting of two units, one of which is a tractor or straight truck power unit.
- Class 9** Five axle single trailer trucks
- Five axle vehicles consisting of two units, one of which is a tractor or straight truck power unit.
- Class 10** Six or more axle single trailer trucks
- Vehicles with six or more axles consisting of two units, one of which is a tractor or straight truck power unit.
- Class 11** Five or less axle multi-trailer trucks
- Vehicles with five or less axles consisting of three or more units, one of which is a tractor or straight power unit.
- Class 12** Six Axle multi-trailer trucks
- Six-axle vehicles consisting of three or more units, one of which is a tractor or straight power unit.
- Class 13** Seven or more axle multi-trailer trucks and unclassified vehicles
- Vehicles with seven or more axles consisting of three or more units, one of which is a tractor or straight truck power unit.

K&M TRAFFIC SURVEYS

FHWA CLASSIFICATION TABLE

Class No.	Vehicle Description	Class No.	Vehicle Description
1	Motorcycles 	8	Four or less axle single trailer trucks 
2	Passenger Cars 	8	Four or less axle single trailer trucks 
2	Passenger Cars 	8	Four or less axle single trailer trucks 
2	Passenger Cars 	9	Five axle single trailer trucks 
3	Light Goods Vehicles 	9	Five axle single trailer trucks 
4	Buses 	10	Six or more axle single trailer trucks 
5	Two axle, six tyre, single unit trucks 	11	Five or less axle multi-trailer trucks 
6	Three axle single unit trucks 	12	Six Axle multi-trailer trucks 
7	Four or more axle single truck trailers 	13	Seven or more axle multi-trailer trucks 

DATE : 9th FEBRUARY 2006

DAY : THURSDAY

LOCATION : HENHURST RD

ATC SITED : NORTH OF CHURCH RD



K&M TRAFFIC SURVEYS

LOCATION HENHURST RD (north of Church Rd), SOUTHBOUND, KENT

DATE : 9th FEBRUARY 2005

DAY THURSDAY

DIRECTION SOUTHBOUND

CLASSIFICATION ALL VEHICLES

Table with columns: TIME, TOTAL, and 50+ vehicle type categories (e.g., 00:00, 00:15, ..., 23:45). The table contains traffic count data for each 15-minute interval and a summary row at the bottom.

K&M TRAFFIC SURVEYS

LOCATION HENHURST RD (north of Church Rd). KENT

DATE 9th FEBRUARY 2006

DAY THURSDAY

DIRECTION SOUTHBOUND

TIME	Total	VEHICLE CLASSIFICATION (see class sheet)												
		1	2	3	4	5	6	7	8	9	10	11	12	13
0600-0700	8	0	7	1	0	0	0	0	0	0	0	0	0	0
0700-0800	1	0	1	0	0	0	0	0	0	0	0	0	0	0
0800-0900	0	0	0	0	0	0	0	0	0	0	0	0	0	0
0900-1000	5	0	4	1	0	0	0	0	0	0	0	0	0	0
1000-1100	1	0	1	0	0	0	0	0	0	0	0	0	0	0
1100-1200	10	0	9	1	0	0	0	0	0	0	0	0	0	0
1200-1300	25	0	23	2	0	0	0	0	0	0	0	0	0	0
1300-1400	96	0	88	8	0	0	0	0	0	0	0	0	0	0
1400-1500	141	0	136	5	0	0	0	0	0	0	0	0	0	0
1500-1600	75	0	70	5	0	0	0	0	0	0	0	0	0	0
1600-1700	68	0	65	2	0	1	0	0	0	0	0	0	0	0
1700-1800	67	0	62	5	0	0	0	0	0	0	0	0	0	0
1800-1900	71	0	67	3	0	0	0	0	0	0	0	0	0	0
1900-2000	59	1	56	2	0	0	0	0	0	0	0	0	0	0
2000-2100	84	0	77	6	0	1	0	0	0	0	0	0	0	0
2100-2200	123	0	121	2	0	0	0	0	0	0	0	0	0	0
2200-2300	126	1	122	3	0	0	0	0	0	0	0	0	0	0
2300-0000	105	0	102	3	0	0	0	0	0	0	0	0	0	0
TOTAL	1339	4	1268	61	0	3	3	0	0	0	0	0	0	0
12h : 0700-1900	1102	2	1050	47	0	3	0	0	0	0	0	0	0	0
16h : 0800-2200	1271	4	1210	53	0	3	1	0	0	0	0	0	0	0
18h : 0600-2400	1314	4	1246	58	0	3	3	0	0	0	0	0	0	0
24h : 0600-2400	1339	4	1268	61	0	3	3	0	0	0	0	0	0	0

DATE : 9th FEBRUARY 2006

DAY : THURSDAY

LOCATION : HENHURST RD

ATC SITED : SOUTH OF CHURCH RD



K&M TRAFFIC SURVEYS

LOCATION : HENHURST RD (south of Church Rd), KENT

DATE : 9th FEBRUARY 2006

DAY : THURSDAY

DIRECTION : NORTHBOUND

TIME	Total	VEHICLE CLASSIFICATION (see class sheet)												
		1	2	3	4	5	6	7	8	9	10	11	12	13
0000-0015	2	0	2	0	0	0	0	0	0	0	0	0	0	0
0015-0030	2	0	2	0	0	0	0	0	0	0	0	0	0	0
0030-0045	0	0	0	0	0	0	0	0	0	0	0	0	0	0
0045-0100	2	0	1	0	0	1	0	0	0	0	0	0	0	0
0100-0115	0	0	0	0	0	0	0	0	0	0	0	0	0	0
0115-0130	1	0	1	0	0	0	0	0	0	0	0	0	0	0
0130-0145	0	0	0	0	0	0	0	0	0	0	0	0	0	0
0145-0200	0	0	0	0	0	0	0	0	0	0	0	0	0	0
0200-0215	0	0	0	0	0	0	0	0	0	0	0	0	0	0
0215-0230	0	0	0	0	0	0	0	0	0	0	0	0	0	0
0230-0245	1	0	1	0	0	0	0	0	0	0	0	0	0	0
0245-0300	0	0	0	0	0	0	0	0	0	0	0	0	0	0
0300-0315	0	0	0	0	0	0	0	0	0	0	0	0	0	0
0315-0330	1	0	1	0	0	0	0	0	0	0	0	0	0	0
0330-0345	1	0	1	0	0	0	0	0	0	0	0	0	0	0
0345-0400	0	0	0	0	0	0	0	0	0	0	0	0	0	0
0400-0415	1	0	1	0	0	0	0	0	0	0	0	0	0	0
0415-0430	0	0	0	0	0	0	0	0	0	0	0	0	0	0
0430-0445	1	0	1	0	0	0	0	0	0	0	0	0	0	0
0445-0500	0	0	0	0	0	0	0	0	0	0	0	0	0	0
0500-0515	0	0	0	0	0	0	0	0	0	0	0	0	0	0
0515-0530	1	0	1	0	0	0	0	0	0	0	0	0	0	0
0530-0545	5	0	5	0	0	0	0	0	0	0	0	0	0	0
0545-0600	4	0	4	0	0	0	0	0	0	0	0	0	0	0
0600-0615	0	0	0	0	0	0	0	0	0	0	0	0	0	0
0615-0630	11	1	8	2	0	0	0	0	0	0	0	0	0	0
0630-0645	6	0	6	0	0	0	0	0	0	0	0	0	0	0
0645-0700	6	0	5	1	0	0	0	0	0	0	0	0	0	0
0700-0715	12	0	11	1	0	0	0	0	0	0	0	0	0	0
0715-0730	11	0	9	2	0	0	0	0	0	0	0	0	0	0
0730-0745	24	0	21	3	0	0	0	0	0	0	0	0	0	0
0745-0800	18	0	18	0	0	0	0	0	0	0	0	0	0	0
0800-0815	19	1	18	0	0	0	0	0	0	0	0	0	0	0
0815-0830	41	0	41	0	0	0	0	0	0	0	0	0	0	0
0830-0845	29	0	28	1	0	0	0	0	0	0	0	0	0	0
0845-0900	36	0	32	3	0	0	0	1	0	0	0	0	0	0
0900-0915	42	0	42	0	0	0	0	0	0	0	0	0	0	0
0915-0930	22	0	20	2	0	0	0	0	0	0	0	0	0	0
0930-0945	20	0	18	1	0	1	0	0	0	0	0	0	0	0
0945-1000	12	0	10	2	0	0	0	0	0	0	0	0	0	0
1000-1015	10	0	9	1	0	0	0	0	0	0	0	0	0	0
1015-1030	15	0	14	0	0	1	0	0	0	0	0	0	0	0
1030-1045	11	0	11	0	0	0	0	0	0	0	0	0	0	0
1045-1100	15	0	14	1	0	0	0	0	0	0	0	0	0	0
1100-1115	11	0	11	0	0	0	0	0	0	0	0	0	0	0
1115-1130	12	0	11	1	0	0	0	0	0	0	0	0	0	0
1130-1145	20	0	20	0	0	0	0	0	0	0	0	0	0	0
1145-1200	30	0	29	1	0	0	0	0	0	0	0	0	0	0
1200-1215	16	0	14	2	0	0	0	0	0	0	0	0	0	0
1215-1230	13	0	13	0	0	0	0	0	0	0	0	0	0	0
1230-1245	20	0	18	2	0	0	0	0	0	0	0	0	0	0
1245-1300	16	0	15	1	0	0	0	0	0	0	0	0	0	0
1300-1315	13	0	12	1	0	0	0	0	0	0	0	0	0	0
1315-1330	16	0	16	0	0	0	0	0	0	0	0	0	0	0
1330-1345	18	0	18	0	0	0	0	0	0	0	0	0	0	0
1345-1400	19	1	17	1	0	0	0	0	0	0	0	0	0	0
1400-1415	18	0	16	2	0	0	0	0	0	0	0	0	0	0
1415-1430	20	0	19	1	0	0	0	0	0	0	0	0	0	0
1430-1445	19	0	16	3	0	0	0	0	0	0	0	0	0	0
1445-1500	11	0	11	0	0	0	0	0	0	0	0	0	0	0
1500-1515	11	0	11	0	0	0	0	0	0	0	0	0	0	0
1515-1530	39	0	36	3	0	0	0	0	0	0	0	0	0	0
1530-1545	28	0	27	1	0	0	0	0	0	0	0	0	0	0
1545-1600	28	0	28	0	0	0	0	0	0	0	0	0	0	0
1600-1615	23	0	21	2	0	0	0	0	0	0	0	0	0	0
1615-1630	24	0	22	2	0	0	0	0	0	0	0	0	0	0
1630-1645	35	0	33	2	0	0	0	0	0	0	0	0	0	0
1645-1700	26	0	24	1	0	0	1	0	0	0	0	0	0	0
1700-1715	29	0	26	2	0	0	1	0	0	0	0	0	0	0
1715-1730	29	0	27	2	0	0	0	0	0	0	0	0	0	0
1730-1745	32	0	32	0	0	0	0	0	0	0	0	0	0	0
1745-1800	33	0	32	1	0	0	0	0	0	0	0	0	0	0
1800-1815	15	0	15	0	0	0	0	0	0	0	0	0	0	0
1815-1830	19	0	19	0	0	0	0	0	0	0	0	0	0	0
1830-1845	19	0	17	2	0	0	0	0	0	0	0	0	0	0
1845-1900	15	0	15	0	0	0	0	0	0	0	0	0	0	0
1900-1915	13	0	12	1	0	0	0	0	0	0	0	0	0	0
1915-1930	9	0	9	0	0	0	0	0	0	0	0	0	0	0
1930-1945	14	0	14	0	0	0	0	0	0	0	0	0	0	0
1945-2000	9	0	9	0	0	0	0	0	0	0	0	0	0	0
2000-2015	11	0	10	1	0	0	0	0	0	0	0	0	0	0
2015-2030	8	0	8	0	0	0	0	0	0	0	0	0	0	0
2030-2045	2	0	2	0	0	0	0	0	0	0	0	0	0	0
2045-2100	14	3	9	0	0	0	0	0	0	2	0	0	0	0
2100-2115	8	0	8	0	0	0	0	0	0	0	0	0	0	0
2115-2130	4	0	4	0	0	0	0	0	0	0	0	0	0	0
2130-2145	5	0	5	0	0	0	0	0	0	0	0	0	0	0
2145-2200	8	0	8	0	0	0	0	0	0	0	0	0	0	0
2200-2215	5	0	5	0	0	0	0	0	0	0	0	0	0	0
2215-2230	8	0	8	0	0	0	0	0	0	0	0	0	0	0
2230-2245	7	0	7	0	0	0	0	0	0	0	0	0	0	0
2245-2300	4	0	4	0	0	0	0	0	0	0	0	0	0	0
2300-2315	3	0	3	0	0	0	0	0	0	0	0	0	0	0
2315-2330	6	0	6	0	0	0	0	0	0	0	0	0	0	0
2330-2345	3	0	3	0	0	0	0	0	0	0	0	0	0	0
2345-0000	1	0	1	0	0	0	0	0	0	0	0	0	0	0
1201	6	1132	55	0	3	2	0	1	0	2	0	0	0	0

K&M TRAFFIC SURVEYS

LOCATION: HENHURST RD (south of Church Rd), KENT

DATE: 9th FEBRUARY 2005

DAY: THURSDAY

DIRECTION: NORTHBOUND

TIME	Total	VEHICLE CLASSIFICATION (see class sheet)												
		1	2	3	4	5	6	7	8	9	10	11	12	13
0000-0100	5	0	5	0	0	1	0	0	0	0	0	0	0	0
0100-0200	1	0	1	0	0	0	0	0	0	0	0	0	0	0
0200-0300	1	0	1	0	0	0	0	0	0	0	0	0	0	0
0300-0400	2	0	2	0	0	0	0	0	0	0	0	0	0	0
0400-0500	2	0	2	0	0	0	0	0	0	0	0	0	0	0
0500-0600	10	0	10	0	0	0	0	0	0	0	0	0	0	0
0600-0700	23	1	19	3	0	0	0	0	0	0	0	0	0	0
0700-0800	65	0	59	6	0	0	0	0	0	0	0	0	0	0
0800-0900	125	1	119	4	0	0	0	0	1	0	0	0	0	0
0900-1000	96	0	90	5	0	1	0	0	0	0	0	0	0	0
1000-1100	51	0	48	2	0	1	0	0	0	0	0	0	0	0
1100-1200	73	0	71	2	0	0	0	0	0	0	0	0	0	0
1200-1300	65	0	60	5	0	0	0	0	0	0	0	0	0	0
1300-1400	66	1	63	2	0	0	0	0	0	0	0	0	0	0
1400-1500	68	0	62	6	0	0	0	0	0	0	0	0	0	0
1500-1600	106	0	102	4	0	0	0	0	0	0	0	0	0	0
1600-1700	108	0	100	7	0	0	1	0	0	0	0	0	0	0
1700-1800	123	0	117	5	0	0	1	0	0	0	0	0	0	0
1800-1900	68	0	66	2	0	0	0	0	0	0	0	0	0	0
1900-2000	45	0	44	1	0	0	0	0	0	0	0	0	0	0
2000-2100	35	3	29	1	0	0	0	0	0	2	0	0	0	0
2100-2200	25	0	25	0	0	0	0	0	0	0	0	0	0	0
2200-2300	24	0	24	0	0	0	0	0	0	0	0	0	0	0
2300-0000	13	0	13	0	0	0	0	0	0	0	0	0	0	0
TOTAL	1201	6	1132	56	0	3	2	0	1	0	2	0	0	0
12h : 0700-1900	1014	2	957	50	0	2	2	0	1	0	0	0	0	0
16h : 0600-2200	1142	6	1074	55	0	2	2	0	1	0	2	0	0	0
18h : 0600-2400	1179	6	1111	55	0	2	2	0	1	0	2	0	0	0
24h : 0000-2400	1201	6	1132	55	0	3	2	0	1	0	2	0	0	0