

Direct Production - GB Despatch Unit Prices

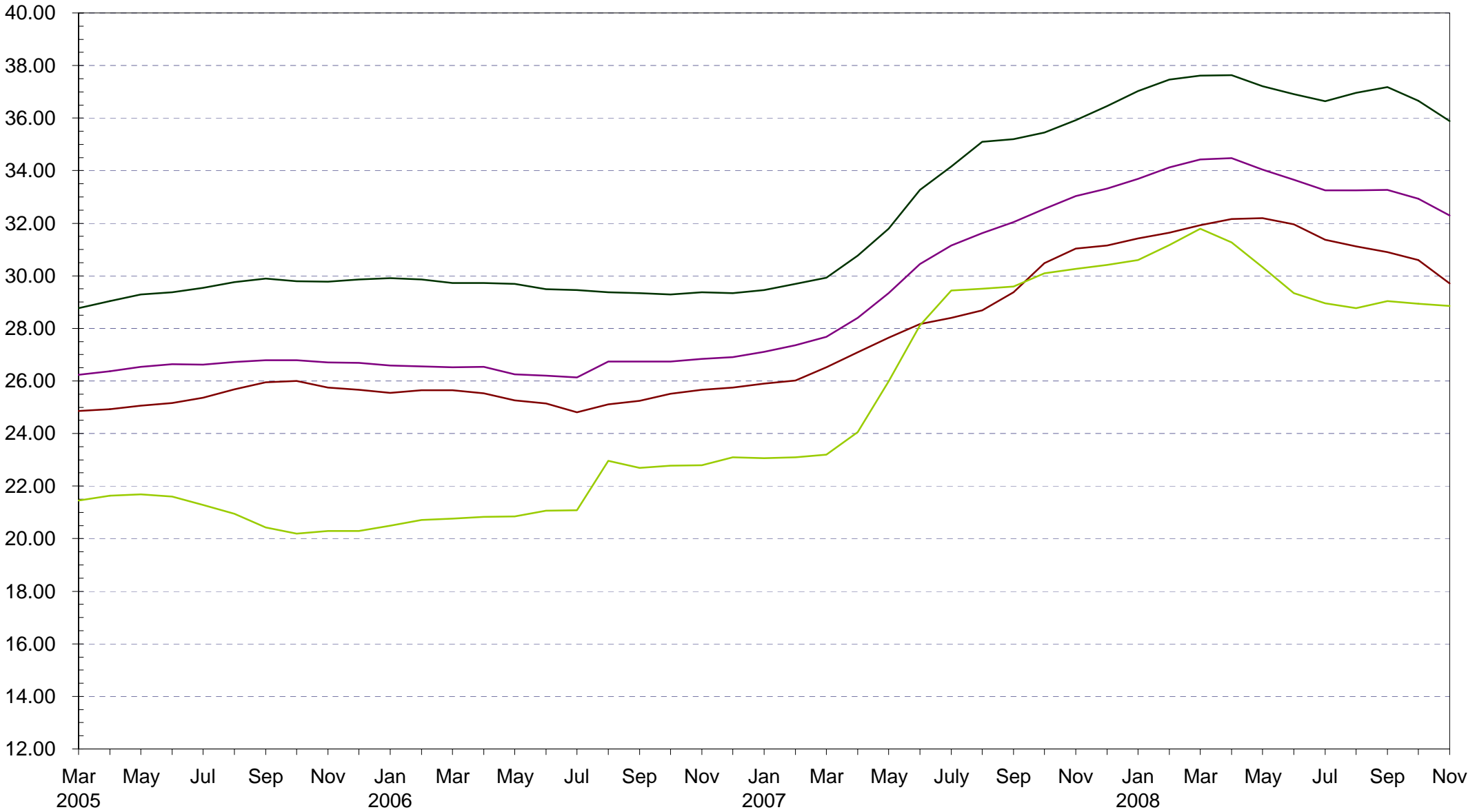
Green			Unit Price	Short Green			Unit Price
			m3ub				m3ub
1/11/05	to	31/01/06	29.92	1/11/05	to	31/01/06	20.49
1/12/05	to	28/02/06	29.85	1/12/05	to	28/02/06	20.71
1/01/06	to	31/03/06	29.73	1/01/06	to	31/03/06	20.77
1/02/06	to	30/04/06	29.73	1/02/06	to	30/04/06	20.82
1/03/06	to	31/05/06	29.69	1/03/06	to	31/05/06	20.85
1/04/06	to	30/06/06	29.49	1/04/06	to	30/06/06	21.07
1/05/06	to	31/07/06	29.46	1/05/06	to	31/07/06	21.08
1/06/06	to	31/08/06	29.38	1/06/06	to	31/08/06	22.96
1/07/06	to	30/09/06	29.34	1/07/06	to	30/09/06	22.69
1/08/06	to	31/10/06	29.29	1/08/06	to	31/10/06	22.78
1/09/06	to	30/11/06	29.38	1/09/06	to	30/11/06	22.79
1/10/06	to	31/12/06	29.35	1/10/06	to	31/12/06	23.10
1/11/06	to	31/01/07	29.45	1/11/06	to	31/01/07	23.05
1/12/06	to	28/02/07	29.70	1/12/06	to	28/02/07	23.10
1/01/07	to	31/03/07	29.93	1/01/07	to	31/03/07	23.19
1/02/07	to	30/04/07	30.77	1/02/07	to	30/04/07	24.05
1/03/07	to	31/05/07	31.80	1/03/07	to	31/05/07	25.99
1/04/07	to	30/06/07	33.27	1/04/07	to	30/06/07	28.11
1/05/07	to	31/07/07	34.17	1/05/07	to	31/07/07	29.44
1/06/07	to	31/08/07	35.11	1/06/07	to	31/08/07	29.50
1/07/07	to	30/09/07	35.20	1/07/07	to	30/09/07	29.59
1/08/07	to	31/10/07	35.45	1/08/07	to	31/10/07	30.09
1/09/07	to	30/11/07	35.92	1/09/07	to	30/11/07	30.26
1/10/07	to	31/12/07	36.46	1/10/07	to	31/12/07	30.42
1/11/07	to	31/01/08	37.02	1/11/07	to	31/01/08	30.60
1/12/07	to	29/02/08	37.47	1/12/07	to	29/02/08	31.17
1/01/08	to	31/03/08	37.61	1/01/08	to	31/03/08	31.79
1/02/08	to	30/04/08	37.64	1/02/08	to	30/04/08	31.28
1/03/08	to	31/05/08	37.21	1/03/08	to	31/05/08	30.33
1/04/08	to	30/06/08	36.92	1/04/08	to	30/06/08	29.34
1/05/08	to	31/07/08	36.65	1/05/08	to	31/07/08	28.95
1/06/08	to	31/08/08	36.96	1/06/08	to	31/08/08	28.77
1/07/08	to	30/09/08	37.18	1/07/08	to	30/09/08	29.03
1/08/08	to	31/10/08	36.67	1/08/08	to	31/10/08	28.94
1/09/08	to	30/11/08	35.88	1/09/08	to	30/11/08	28.86

Red			Unit Price	Summary for All			Unit Price
			m3ub				m3ub
1/11/05	to	31/01/06	25.55	1/11/05	to	31/01/06	26.59
1/12/05	to	28/02/06	25.64	1/12/05	to	28/02/06	26.56
1/01/06	to	31/03/06	25.65	1/01/06	to	31/03/06	26.52
1/02/06	to	30/04/06	25.54	1/02/06	to	30/04/06	26.54
1/03/06	to	31/05/06	25.27	1/03/06	to	31/05/06	26.25
1/04/06	to	30/06/06	25.15	1/04/06	to	30/06/06	26.20
1/05/06	to	31/07/06	24.81	1/05/06	to	31/07/06	26.13
1/06/06	to	31/08/06	25.10	1/06/06	to	31/08/06	26.74
1/07/06	to	30/09/06	25.24	1/07/06	to	30/09/06	26.73
1/08/06	to	31/10/06	25.51	1/08/06	to	31/10/06	26.74
1/09/06	to	30/11/06	25.66	1/09/06	to	30/11/06	26.84
1/10/06	to	31/12/06	25.74	1/10/06	to	31/12/06	26.90
1/11/06	to	31/01/07	25.91	1/11/06	to	31/01/07	27.11
1/12/06	to	28/02/07	26.02	1/12/06	to	28/02/07	27.35
1/01/07	to	31/03/07	26.52	1/01/07	to	31/03/07	27.69
1/02/07	to	30/04/07	27.09	1/02/07	to	30/04/07	28.40
1/03/07	to	31/05/07	27.65	1/03/07	to	31/05/07	29.35
1/04/07	to	30/06/07	28.17	1/04/07	to	30/06/07	30.45
1/05/07	to	31/07/07	28.40	1/05/07	to	31/07/07	31.16
1/06/07	to	31/08/07	28.69	1/06/07	to	31/08/07	31.63
1/07/07	to	30/09/07	29.37	1/07/07	to	30/09/07	32.04
1/08/07	to	31/10/07	30.48	1/08/07	to	31/10/07	32.55
1/09/07	to	30/11/07	31.04	1/09/07	to	30/11/07	33.04
1/10/07	to	31/12/07	31.15	1/10/07	to	31/12/07	33.31
1/11/07	to	31/01/08	31.43	1/11/07	to	31/01/08	33.68
1/12/07	to	29/02/08	31.64	1/12/07	to	29/02/08	34.13
1/01/08	to	31/03/08	31.92	1/01/08	to	31/03/08	34.43
1/02/08	to	30/04/08	32.16	1/02/08	to	30/04/08	34.47
1/03/08	to	31/05/08	32.20	1/03/08	to	31/05/08	34.05
1/04/08	to	30/06/08	31.96	1/04/08	to	30/06/08	33.66
1/05/08	to	31/07/08	31.37	1/05/08	to	31/07/08	33.25
1/06/08	to	31/08/08	31.11	1/06/08	to	31/08/08	33.25
1/07/08	to	30/09/08	30.90	1/07/08	to	30/09/08	33.26
1/08/08	to	31/10/08	30.60	1/08/08	to	31/10/08	32.94
1/09/08	to	30/11/08	29.72	1/09/08	to	30/11/08	32.29

GB

Sawlog Despatch Prices from March 2005

£ / m3



Green Red Short Green Summary

Direct Production - ENGLAND Despatch Unit Prices

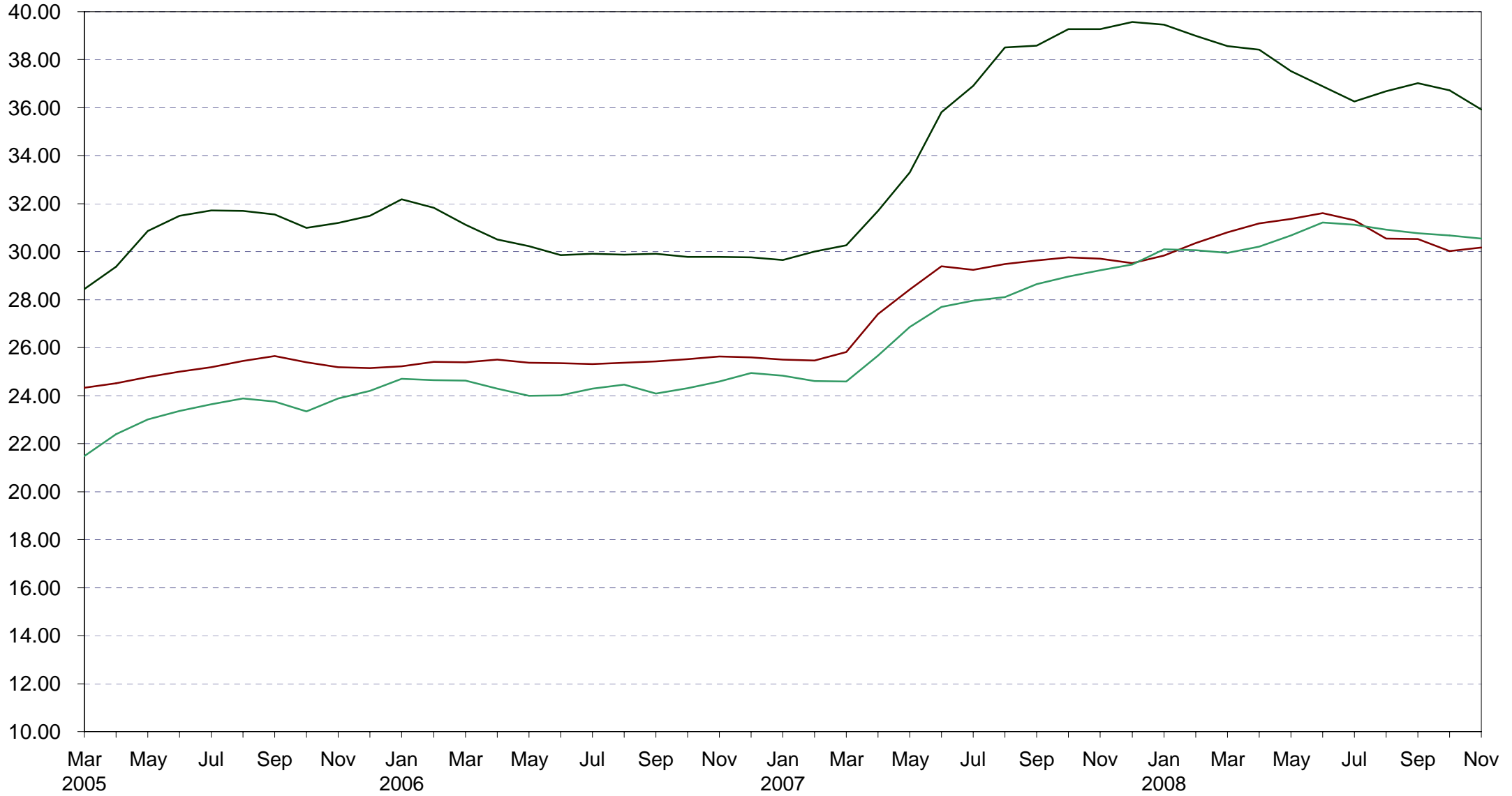
Green			Unit Price	Short Green A			Unit Price
			m3ub				m3ub
1/11/05	to	31/01/06	32.19	1/11/05	to	31/01/06	25.42
1/12/05	to	28/02/06	31.83	1/12/05	to	28/02/06	25.52
1/01/06	to	31/03/06	31.13	1/01/06	to	31/03/06	25.16
1/02/06	to	30/04/06	30.50	1/02/06	to	30/04/06	24.30
1/03/06	to	31/05/06	30.24	1/03/06	to	31/05/06	23.99
1/04/06	to	30/06/06	29.87	1/04/06	to	30/06/06	24.01
1/05/06	to	31/07/06	29.92	1/05/06	to	31/07/06	24.29
1/06/06	to	31/08/06	29.88	1/06/06	to	31/08/06	24.46
1/07/06	to	30/09/06	29.92	1/07/06	to	30/09/06	24.09
1/08/06	to	31/10/06	29.79	1/08/06	to	31/10/06	24.30
1/09/06	to	30/11/06	29.78	1/09/06	to	30/11/06	24.60
1/10/06	to	31/12/06	29.76	1/10/06	to	31/12/06	24.94
1/11/06	to	31/01/07	29.65	1/11/06	to	31/01/07	24.84
1/12/06	to	28/02/07	30.00	1/12/06	to	28/02/07	24.60
1/01/07	to	31/03/07	30.27	1/01/07	to	31/03/07	24.59
1/02/07	to	30/04/07	31.71	1/02/07	to	30/04/07	25.67
1/03/07	to	31/05/07	33.30	1/03/07	to	31/05/07	26.85
1/04/07	to	30/06/07	35.81	1/04/07	to	30/06/07	27.69
1/05/07	to	31/07/07	36.90	1/05/07	to	31/07/07	27.95
1/06/07	to	31/08/07	38.51	1/06/07	to	31/08/07	28.10
1/07/07	to	30/09/07	38.58	1/07/07	to	30/09/07	28.64
1/08/07	to	31/10/07	39.27	1/08/07	to	31/10/07	28.96
1/09/07	to	30/11/07	39.28	1/09/07	to	30/11/07	29.23
1/10/07	to	31/12/07	39.58	1/10/07	to	31/12/07	29.47
1/11/07	to	31/01/08	39.46	1/11/07	to	31/01/08	30.10
1/12/07	to	29/02/08	39.00	1/12/07	to	29/02/08	30.07
1/01/08	to	31/03/08	38.57	1/01/08	to	31/03/08	29.96
1/02/08	to	30/04/08	38.42	1/02/08	to	30/04/08	30.21
1/03/08	to	31/05/08	37.52	1/03/08	to	31/05/08	30.67
1/04/08	to	30/06/08	36.88	1/04/08	to	30/06/08	31.22
1/05/08	to	31/07/08	36.27	1/05/08	to	31/07/08	31.13
1/06/08	to	31/08/08	36.69	1/06/08	to	31/08/08	30.92
1/07/08	to	30/09/08	37.03	1/07/08	to	30/09/08	30.76
1/08/08	to	31/10/08	36.73	1/08/08	to	31/10/08	30.67
1/09/08	to	30/11/08	35.93	1/09/08	to	30/11/08	30.55

Red			Unit Price	Summary for All			Unit Price
			m3ub				m3ub
1/11/05	to	31/01/06	25.23	1/11/05	to	31/01/06	29.13
1/12/05	to	28/02/06	25.40	1/12/05	to	28/02/06	28.80
1/01/06	to	31/03/06	25.39	1/01/06	to	31/03/06	28.32
1/02/06	to	30/04/06	25.50	1/02/06	to	30/04/06	28.12
1/03/06	to	31/05/06	25.37	1/03/06	to	31/05/06	27.54
1/04/06	to	30/06/06	25.36	1/04/06	to	30/06/06	27.47
1/05/06	to	31/07/06	25.32	1/05/06	to	31/07/06	27.59
1/06/06	to	31/08/06	25.38	1/06/06	to	31/08/06	27.52
1/07/06	to	30/09/06	25.42	1/07/06	to	30/09/06	27.37
1/08/06	to	31/10/06	25.52	1/08/06	to	31/10/06	27.24
1/09/06	to	30/11/06	25.63	1/09/06	to	30/11/06	27.37
1/10/06	to	31/12/06	25.59	1/10/06	to	31/12/06	27.32
1/11/06	to	31/01/07	25.51	1/11/06	to	31/01/07	27.27
1/12/06	to	28/02/07	25.47	1/12/06	to	28/02/07	27.55
1/01/07	to	31/03/07	25.82	1/01/07	to	31/03/07	27.93
1/02/07	to	30/04/07	27.41	1/02/07	to	30/04/07	29.38
1/03/07	to	31/05/07	28.43	1/03/07	to	31/05/07	30.75
1/04/07	to	30/06/07	29.39	1/04/07	to	30/06/07	32.51
1/05/07	to	31/07/07	29.24	1/05/07	to	31/07/07	33.20
1/06/07	to	31/08/07	29.49	1/06/07	to	31/08/07	34.02
1/07/07	to	30/09/07	29.63	1/07/07	to	30/09/07	34.00
1/08/07	to	31/10/07	29.77	1/08/07	to	31/10/07	34.12
1/09/07	to	30/11/07	29.71	1/09/07	to	30/11/07	34.11
1/10/07	to	31/12/07	29.52	1/10/07	to	31/12/07	34.13
1/11/07	to	31/01/08	29.84	1/11/07	to	31/01/08	34.58
1/12/07	to	29/02/08	30.35	1/12/07	to	29/02/08	34.81
1/01/08	to	31/03/08	30.81	1/01/08	to	31/03/08	34.90
1/02/08	to	30/04/08	31.18	1/02/08	to	30/04/08	35.00
1/03/08	to	31/05/08	31.36	1/03/08	to	31/05/08	34.51
1/04/08	to	30/06/08	31.61	1/04/08	to	30/06/08	34.23
1/05/08	to	31/07/08	31.31	1/05/08	to	31/07/08	33.96
1/06/08	to	31/08/08	30.55	1/06/08	to	31/08/08	34.08
1/07/08	to	30/09/08	30.52	1/07/08	to	30/09/08	34.16
1/08/08	to	31/10/08	30.02	1/08/08	to	31/10/08	33.73
1/09/08	to	30/11/08	30.18	1/09/08	to	30/11/08	33.28

ENGLAND

Sawlog Despatch Prices from March 2005

£ / m3



— GL

— RL

— SGA

Direct Production - WALES Despatch Unit Prices

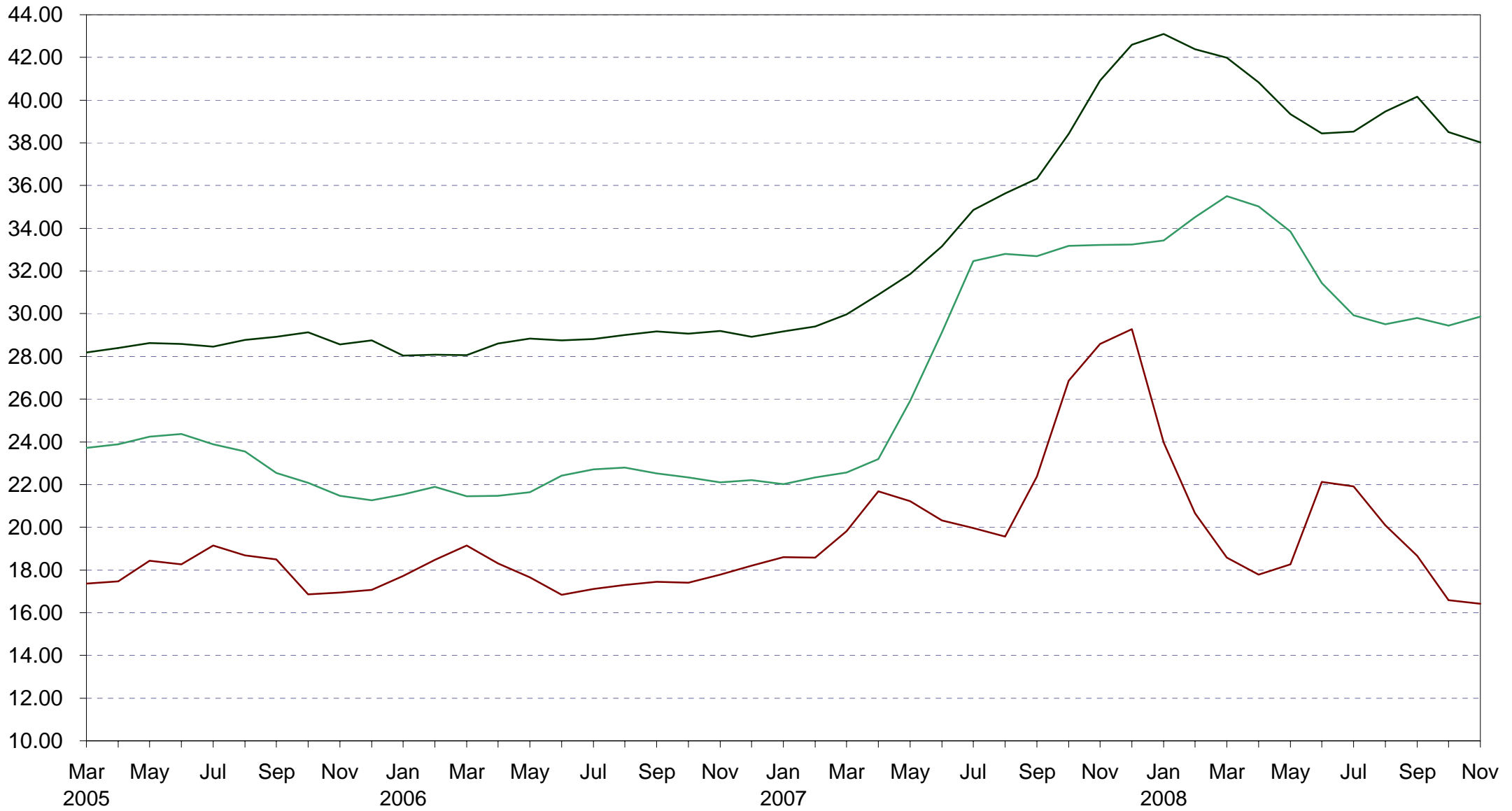
Green			Unit Price	Short Green A			Unit Price
			m3ub				m3ub
1/11/05	to	31/01/06	28.03	1/11/05	to	31/01/06	21.53
1/12/05	to	28/02/06	28.08	1/12/05	to	28/02/06	21.90
1/01/06	to	31/03/06	28.07	1/01/06	to	31/03/06	21.46
1/02/06	to	30/04/06	28.60	1/02/06	to	30/04/06	21.47
1/03/06	to	31/05/06	28.84	1/03/06	to	31/05/06	21.64
1/04/06	to	30/06/06	28.75	1/04/06	to	30/06/06	22.42
1/05/06	to	31/07/06	28.81	1/05/06	to	31/07/06	22.71
1/06/06	to	31/08/06	28.99	1/06/06	to	31/08/06	22.80
1/07/06	to	30/09/06	29.17	1/07/06	to	30/09/06	22.53
1/08/06	to	31/10/06	29.07	1/08/06	to	31/10/06	22.33
1/09/06	to	30/11/06	29.19	1/09/06	to	30/11/06	22.10
1/10/06	to	31/12/06	28.91	1/10/06	to	31/12/06	22.21
1/11/06	to	31/01/07	29.17	1/11/06	to	31/01/07	22.03
1/12/06	to	28/02/07	29.41	1/12/06	to	28/02/07	22.33
1/01/07	to	31/03/07	29.98	1/01/07	to	31/03/07	22.57
1/02/07	to	30/04/07	30.88	1/02/07	to	30/04/07	23.19
1/03/07	to	31/05/07	31.85	1/03/07	to	31/05/07	25.92
1/04/07	to	30/06/07	33.16	1/04/07	to	30/06/07	29.13
1/05/07	to	31/07/07	34.86	1/05/07	to	31/07/07	32.47
1/06/07	to	31/08/07	35.62	1/06/07	to	31/08/07	32.81
1/07/07	to	30/09/07	36.33	1/07/07	to	30/09/07	32.70
1/08/07	to	31/10/07	38.41	1/08/07	to	31/10/07	33.17
1/09/07	to	30/11/07	40.92	1/09/07	to	30/11/07	33.21
1/10/07	to	31/12/07	42.60	1/10/07	to	31/12/07	33.24
1/11/07	to	31/01/08	43.09	1/11/07	to	31/01/08	33.42
1/12/07	to	29/02/08	42.37	1/12/07	to	29/02/08	34.53
1/01/08	to	31/03/08	41.99	1/01/08	to	31/03/08	35.50
1/02/08	to	30/04/08	40.82	1/02/08	to	30/04/08	35.02
1/03/08	to	31/05/08	39.35	1/03/08	to	31/05/08	33.85
1/04/08	to	30/06/08	38.45	1/04/08	to	30/06/08	31.44
1/05/08	to	31/07/08	38.53	1/05/08	to	31/07/08	29.92
1/06/08	to	31/08/08	39.48	1/06/08	to	31/08/08	29.51
1/07/08	to	30/09/08	40.17	1/07/08	to	30/09/08	29.81
1/08/08	to	31/10/08	38.51	1/08/08	to	31/10/08	29.45
1/09/08	to	30/11/08	38.03	1/09/08	to	30/11/08	29.86

Red			Unit Price	Summary for All			Unit Price
			m3ub				m3ub
1/11/05	to	31/01/06	17.72	1/11/05	to	31/01/06	25.30
1/12/05	to	28/02/06	18.48	1/12/05	to	28/02/06	25.48
1/01/06	to	31/03/06	19.15	1/01/06	to	31/03/06	25.06
1/02/06	to	30/04/06	18.31	1/02/06	to	30/04/06	25.30
1/03/06	to	31/05/06	17.66	1/03/06	to	31/05/06	25.63
1/04/06	to	30/06/06	16.85	1/04/06	to	30/06/06	25.93
1/05/06	to	31/07/06	17.11	1/05/06	to	31/07/06	26.08
1/06/06	to	31/08/06	17.31	1/06/06	to	31/08/06	25.96
1/07/06	to	30/09/06	17.46	1/07/06	to	30/09/06	25.67
1/08/06	to	31/10/06	17.40	1/08/06	to	31/10/06	25.21
1/09/06	to	30/11/06	17.78	1/09/06	to	30/11/06	25.38
1/10/06	to	31/12/06	18.20	1/10/06	to	31/12/06	25.70
1/11/06	to	31/01/07	18.60	1/11/06	to	31/01/07	26.22
1/12/06	to	28/02/07	18.58	1/12/06	to	28/02/07	26.82
1/01/07	to	31/03/07	19.81	1/01/07	to	31/03/07	27.36
1/02/07	to	30/04/07	21.69	1/02/07	to	30/04/07	28.19
1/03/07	to	31/05/07	21.22	1/03/07	to	31/05/07	29.33
1/04/07	to	30/06/07	20.31	1/04/07	to	30/06/07	30.35
1/05/07	to	31/07/07	19.96	1/05/07	to	31/07/07	31.87
1/06/07	to	31/08/07	19.56	1/06/07	to	31/08/07	32.38
1/07/07	to	30/09/07	22.38	1/07/07	to	30/09/07	33.21
1/08/07	to	31/10/07	26.87	1/08/07	to	31/10/07	34.99
1/09/07	to	30/11/07	28.59	1/09/07	to	30/11/07	36.48
1/10/07	to	31/12/07	29.28	1/10/07	to	31/12/07	37.61
1/11/07	to	31/01/08	23.96	1/11/07	to	31/01/08	36.95
1/12/07	to	29/02/08	20.66	1/12/07	to	29/02/08	37.06
1/01/08	to	31/03/08	18.57	1/01/08	to	31/03/08	37.59
1/02/08	to	30/04/08	17.78	1/02/08	to	30/04/08	37.54
1/03/08	to	31/05/08	18.27	1/03/08	to	31/05/08	36.85
1/04/08	to	30/06/08	22.11	1/04/08	to	30/06/08	35.59
1/05/08	to	31/07/08	21.91	1/05/08	to	31/07/08	34.94
1/06/08	to	31/08/08	20.09	1/06/08	to	31/08/08	35.08
1/07/08	to	30/09/08	18.67	1/07/08	to	30/09/08	35.50
1/08/08	to	31/10/08	16.58	1/08/08	to	31/10/08	34.61
1/09/08	to	30/11/08	16.43	1/09/08	to	30/11/08	34.27

WALES

Sawlog Despatch Prices from March 2005

£ / m³



— GL

— RL

— SGA

Direct Production - SCOTLAND Despatch Unit Prices

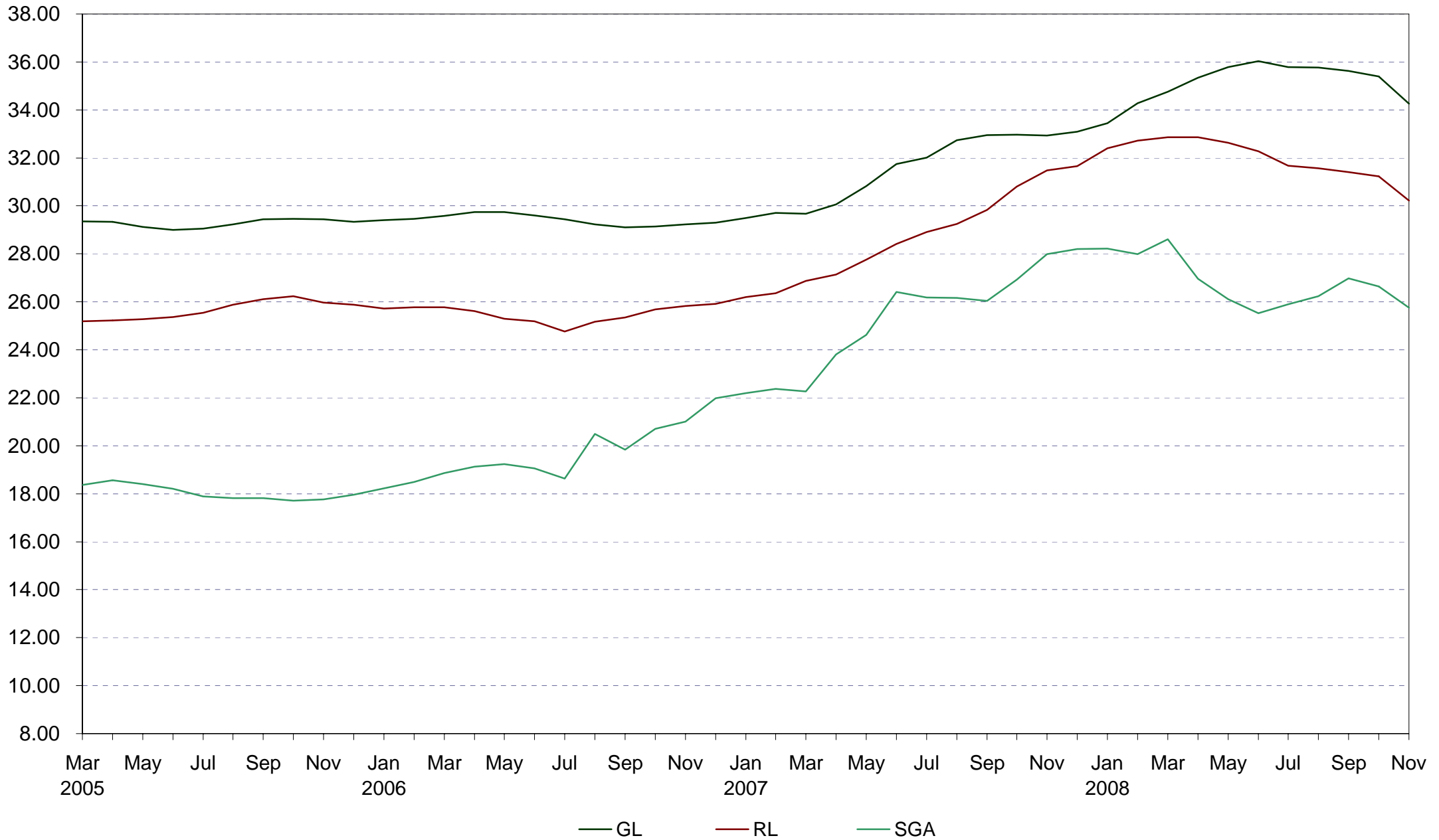
Green			Unit Price	Short Green			Unit Price
			m3ub				m3ub
1/11/05	to	31/01/06	29.40	1/11/05	to	31/01/06	18.22
1/12/05	to	28/02/06	29.46	1/12/05	to	28/02/06	18.48
1/01/05	to	31/03/05	29.59	1/01/05	to	31/03/05	18.85
1/02/06	to	30/04/06	29.74	1/02/06	to	30/04/06	19.13
1/03/06	to	31/05/06	29.73	1/03/06	to	31/05/06	19.23
1/04/06	to	30/06/06	29.60	1/04/06	to	30/06/06	19.06
1/05/06	to	31/07/06	29.45	1/05/06	to	31/07/06	18.63
1/06/06	to	31/08/06	29.23	1/06/06	to	31/08/06	20.50
1/07/06	to	30/09/06	29.11	1/07/06	to	30/09/06	19.83
1/08/06	to	31/10/06	29.14	1/08/06	to	31/10/06	20.71
1/09/06	to	30/11/06	29.23	1/09/06	to	30/11/06	21.00
1/10/06	to	31/12/06	29.31	1/10/06	to	31/12/06	21.98
1/11/06	to	31/01/07	29.50	1/11/06	to	31/01/07	22.20
1/12/06	to	28/02/07	29.70	1/12/06	to	28/02/07	22.36
1/01/07	to	31/03/07	29.66	1/01/07	to	31/03/07	22.26
1/02/07	to	30/04/07	30.06	1/02/07	to	30/04/07	23.80
1/03/07	to	31/05/07	30.82	1/03/07	to	31/05/07	24.62
1/04/07	to	30/06/07	31.75	1/04/07	to	30/06/07	26.41
1/05/07	to	31/07/07	32.01	1/05/07	to	31/07/07	26.19
1/06/07	to	31/08/07	32.74	1/06/07	to	31/08/07	26.16
1/07/07	to	30/09/07	32.96	1/07/07	to	30/09/07	26.04
1/08/07	to	31/10/07	32.97	1/08/07	to	31/10/07	26.92
1/09/07	to	30/11/07	32.94	1/09/07	to	30/11/07	27.99
1/10/07	to	31/12/07	33.08	1/10/07	to	31/12/07	28.20
1/11/07	to	31/01/08	33.45	1/11/07	to	31/01/08	28.21
1/12/07	to	29/02/08	34.27	1/12/07	to	29/02/08	27.99
1/01/08	to	31/03/08	34.76	1/01/08	to	31/03/08	28.61
1/02/08	to	30/04/08	35.34	1/02/08	to	30/04/08	26.95
1/03/08	to	31/05/08	35.78	1/03/08	to	31/05/08	26.10
1/04/08	to	30/06/08	36.03	1/04/08	to	30/06/08	25.52
1/05/08	to	31/07/08	35.78	1/05/08	to	31/07/08	25.91
1/06/08	to	31/08/08	35.76	1/06/08	to	31/08/08	26.24
1/07/08	to	30/09/08	35.63	1/07/08	to	30/09/08	26.98
1/08/08	to	31/10/08	35.40	1/08/08	to	31/10/08	26.64
1/09/08	to	30/11/08	34.26	1/09/08	to	30/11/08	25.76

Red			Unit Price	Summary for All			Unit Price
			m3ub				m3ub
1/11/05	to	31/01/06	25.71	1/11/05	to	31/01/06	25.80
1/12/05	to	28/02/06	25.77	1/12/05	to	28/02/06	25.83
1/01/05	to	31/03/05	25.78	1/01/05	to	31/03/05	26.06
1/02/06	to	30/04/06	25.61	1/02/06	to	30/04/06	26.17
1/03/06	to	31/05/06	25.29	1/03/06	to	31/05/06	25.92
1/04/06	to	30/06/06	25.18	1/04/06	to	30/06/06	25.80
1/05/06	to	31/07/06	24.76	1/05/06	to	31/07/06	25.51
1/06/06	to	31/08/06	25.17	1/06/06	to	31/08/06	26.61
1/07/06	to	30/09/06	25.35	1/07/06	to	30/09/06	26.75
1/08/06	to	31/10/06	25.68	1/08/06	to	31/10/06	26.94
1/09/06	to	30/11/06	25.83	1/09/06	to	30/11/06	27.01
1/10/06	to	31/12/06	25.92	1/10/06	to	31/12/06	27.06
1/11/06	to	31/01/07	26.20	1/11/06	to	31/01/07	27.35
1/12/06	to	28/02/07	26.36	1/12/06	to	28/02/07	27.48
1/01/07	to	31/03/07	26.86	1/01/07	to	31/03/07	27.71
1/02/07	to	30/04/07	27.14	1/02/07	to	30/04/07	28.04
1/03/07	to	31/05/07	27.76	1/03/07	to	31/05/07	28.75
1/04/07	to	30/06/07	28.41	1/04/07	to	30/06/07	29.59
1/05/07	to	31/07/07	28.91	1/05/07	to	31/07/07	29.98
1/06/07	to	31/08/07	29.25	1/06/07	to	31/08/07	30.37
1/07/07	to	30/09/07	29.83	1/07/07	to	30/09/07	30.87
1/08/07	to	31/10/07	30.80	1/08/07	to	31/10/07	31.46
1/09/07	to	30/11/07	31.47	1/09/07	to	30/11/07	31.86
1/10/07	to	31/12/07	31.65	1/10/07	to	31/12/07	32.01
1/11/07	to	31/01/08	32.40	1/11/07	to	31/01/08	32.50
1/12/07	to	29/02/08	32.72	1/12/07	to	29/02/08	33.02
1/01/08	to	31/03/08	32.87	1/01/08	to	31/03/08	33.35
1/02/08	to	30/04/08	32.86	1/02/08	to	30/04/08	33.41
1/03/08	to	31/05/08	32.63	1/03/08	to	31/05/08	33.16
1/04/08	to	30/06/08	32.28	1/04/08	to	30/06/08	32.92
1/05/08	to	31/07/08	31.68	1/05/08	to	31/07/08	32.45
1/06/08	to	31/08/08	31.57	1/06/08	to	31/08/08	32.36
1/07/08	to	30/09/08	31.42	1/07/08	to	30/09/08	32.22
1/08/08	to	31/10/08	31.23	1/08/08	to	31/10/08	32.06
1/09/08	to	30/11/08	30.22	1/09/08	to	30/11/08	31.12

SCOTLAND

Sawlog Despatch Prices from March 2005

£ / m³



STANDING SALES - GB DESPATCH UNIT PRICES

Thinning (Weight)		Unit Price	Clearfell (Weight)		Unit Price
		Tonne			Tonne
1/11/05	to 31/01/06	6.03	1/11/05	to 31/01/06	10.17
1/12/05	to 28/02/06	6.24	1/12/05	to 28/02/06	10.52
1/01/06	to 31/03/06	6.49	1/01/06	to 31/03/06	10.69
1/02/06	to 30/04/06	6.55	1/02/06	to 30/04/06	10.57
1/03/06	to 31/05/06	6.92	1/03/06	to 31/05/06	10.41
1/04/06	to 30/06/06	7.33	1/04/06	to 30/06/06	10.34
1/05/06	to 31/07/06	7.62	1/05/06	to 31/07/06	9.99
1/06/06	to 31/08/06	7.26	1/06/06	to 31/08/06	9.56
1/07/06	to 30/09/06	6.90	1/07/06	to 30/09/06	9.23
1/08/06	to 31/10/06	6.91	1/08/06	to 31/10/06	9.16
1/09/06	to 30/11/06	7.06	1/09/06	to 30/11/06	9.90
1/10/06	to 31/12/06	7.00	1/10/06	to 31/12/06	10.41
1/11/06	to 31/01/07	7.04	1/11/06	to 31/01/07	11.32
1/12/06	to 28/02/07	7.37	1/12/06	to 28/02/07	11.57
1/01/07	to 31/03/07	7.64	1/01/07	to 31/03/07	11.75
1/02/07	to 30/04/07	7.73	1/02/07	to 30/04/07	11.68
1/03/07	to 31/05/07	7.66	1/03/07	to 31/05/07	11.63
1/04/07	to 30/06/07	7.58	1/04/07	to 30/06/07	11.64
1/05/07	to 31/07/07	7.79	1/05/07	to 31/07/07	11.80
1/06/07	to 31/08/07	9.34	1/06/07	to 31/08/07	12.25
1/07/07	to 30/09/07	11.94	1/07/07	to 30/09/07	12.90
1/08/07	to 31/10/07	13.17	1/08/07	to 31/10/07	13.62
1/09/07	to 30/11/07	13.01	1/09/07	to 30/11/07	14.28
1/10/07	to 31/12/07	13.02	1/10/07	to 31/12/07	14.30
1/11/07	to 31/01/08	13.47	1/11/07	to 31/01/08	14.70
1/12/07	to 29/02/08	14.23	1/12/07	to 29/02/08	15.03
1/01/08	to 31/03/08	14.61	1/01/08	to 31/03/08	14.87
1/02/08	to 30/04/08	14.91	1/02/08	to 30/04/08	15.06
1/03/08	to 31/05/08	15.37	1/03/08	to 31/05/08	15.44
1/04/08	to 30/06/08	15.68	1/04/08	to 30/06/08	16.09
1/05/08	to 31/07/08	15.28	1/05/08	to 31/07/08	16.10
1/06/08	to 31/08/08	14.39	1/06/08	to 31/08/08	16.10
1/07/08	to 30/09/08	13.34	1/07/08	to 30/09/08	16.14
1/08/08	to 31/10/08	12.35	1/08/08	to 31/10/08	15.58
1/09/08	to 30/11/08	11.93	1/09/08	to 30/11/08	14.58

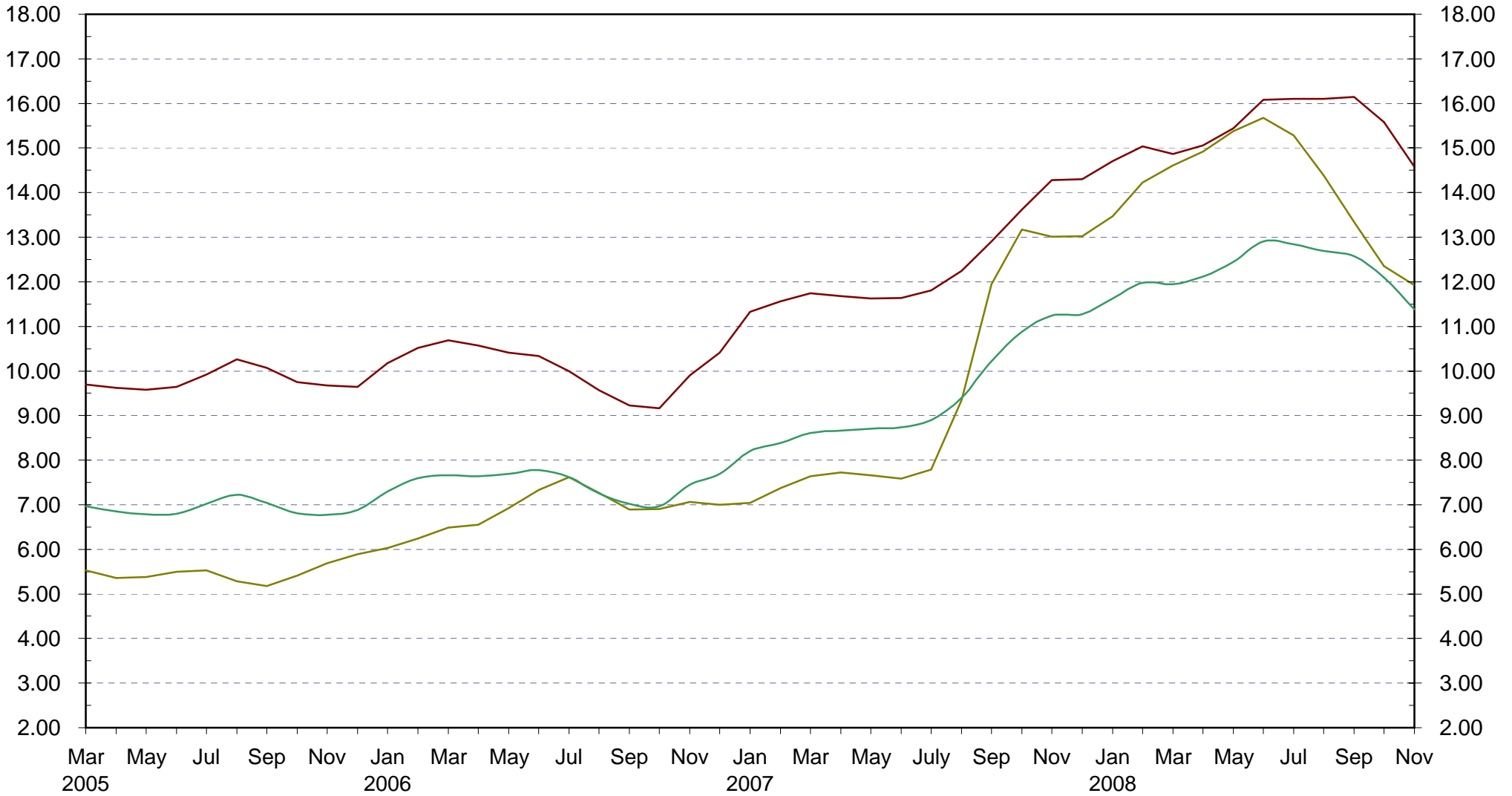
Summary		Unit Price
		(£/m3obs)
1/11/05	to 31/01/06	7.30
1/12/05	to 28/02/06	7.59
1/01/06	to 31/03/06	7.66
1/02/06	to 30/04/06	7.64
1/03/06	to 31/05/06	7.70
1/04/06	to 30/06/06	7.78
1/05/06	to 31/07/06	7.61
1/06/06	to 31/08/06	7.26
1/07/06	to 30/09/06	7.02
1/08/06	to 31/10/06	6.97
1/09/06	to 30/11/06	7.45
1/10/06	to 31/12/06	7.69
1/11/06	to 31/01/07	8.21
1/12/06	to 28/02/07	8.39
1/01/07	to 31/03/07	8.61
1/02/07	to 30/04/07	8.66
1/03/07	to 31/05/07	8.71
1/04/07	to 30/06/07	8.74
1/05/07	to 31/07/07	8.90
1/06/07	to 31/08/07	9.40
1/07/07	to 30/09/07	10.22
1/08/07	to 31/10/07	10.88
1/09/07	to 30/11/07	11.24
1/10/07	to 31/12/07	11.27
1/11/07	to 31/01/08	11.62
1/12/07	to 29/02/08	11.98
1/01/08	to 31/03/08	11.95
1/02/08	to 30/04/08	12.12
1/03/08	to 31/05/08	12.44
1/04/08	to 30/06/08	12.90
1/05/08	to 31/07/08	12.84
1/06/08	to 31/08/08	12.69
1/07/08	to 30/09/08	12.58
1/08/08	to 31/10/08	12.09
1/09/08	to 30/11/08	11.38

GB

SS unit price (£ tonne / m3) from March 2005

£/Tonne

£ / m3 obs



— Thinning (Weight) — Clearfell (Weight) — Summary (m3 obs)

STANDING SALES - ENGLAND DESPATCH UNIT PRICES

Thinning (Weight)		Unit Price	Clearfell (Weight)		Unit Price
		Tonne			Tonne
1/11/05	to 31/01/06	5.76	1/11/05	to 31/01/06	11.23
1/12/05	to 28/02/06	6.46	1/12/05	to 28/02/06	11.65
1/01/06	to 31/03/06	6.97	1/01/06	to 31/03/06	12.39
1/02/06	to 30/04/06	7.22	1/02/06	to 30/04/06	13.11
1/03/06	to 31/05/06	7.62	1/03/06	to 31/05/06	13.57
1/04/06	to 30/06/06	8.28	1/04/06	to 30/06/06	13.51
1/05/06	to 31/07/06	8.53	1/05/06	to 31/07/06	12.92
1/06/06	to 31/08/06	7.98	1/06/06	to 31/08/06	12.23
1/07/06	to 30/09/06	7.09	1/07/06	to 30/09/06	11.77
1/08/06	to 31/10/06	7.33	1/08/06	to 31/10/06	10.54
1/09/06	to 30/11/06	7.92	1/09/06	to 30/11/06	10.93
1/10/06	to 31/12/06	8.24	1/10/06	to 31/12/06	11.33
1/11/06	to 31/01/07	8.03	1/11/06	to 31/01/07	13.16
1/12/06	to 28/02/07	8.26	1/12/06	to 28/02/07	14.05
1/01/07	to 31/03/07	8.45	1/01/07	to 31/03/07	14.37
1/02/07	to 30/04/07	8.61	1/02/07	to 30/04/07	14.55
1/03/07	to 31/05/07	8.59	1/03/07	to 31/05/07	14.67
1/04/07	to 30/06/07	8.65	1/04/07	to 30/06/07	15.23
1/05/07	to 31/07/07	9.00	1/05/07	to 31/07/07	15.57
1/06/07	to 31/08/07	11.84	1/06/07	to 31/08/07	15.87
1/07/07	to 30/09/07	14.98	1/07/07	to 30/09/07	16.76
1/08/07	to 31/10/07	16.34	1/08/07	to 31/10/07	18.02
1/09/07	to 30/11/07	15.81	1/09/07	to 30/11/07	18.81
1/10/07	to 31/12/07	15.46	1/10/07	to 31/12/07	18.76
1/11/07	to 31/01/08	15.29	1/11/07	to 31/01/08	18.50
1/12/07	to 29/02/08	16.13	1/12/07	to 29/02/08	18.44
1/01/08	to 31/03/08	17.12	1/01/08	to 31/03/08	17.99
1/02/08	to 30/04/08	18.61	1/02/08	to 30/04/08	18.32
1/03/08	to 31/05/08	19.87	1/03/08	to 31/05/08	18.38
1/04/08	to 30/06/08	19.82	1/04/08	to 30/06/08	19.22
1/05/08	to 31/07/08	18.65	1/05/08	to 31/07/08	19.33
1/06/08	to 31/08/08	16.99	1/06/08	to 31/08/08	19.95
1/07/08	to 30/09/08	16.04	1/07/08	to 30/09/08	20.54
1/08/08	to 31/10/08	14.55	1/08/08	to 31/10/08	20.15
1/09/08	to 30/11/08	13.59	1/09/08	to 30/11/08	18.71

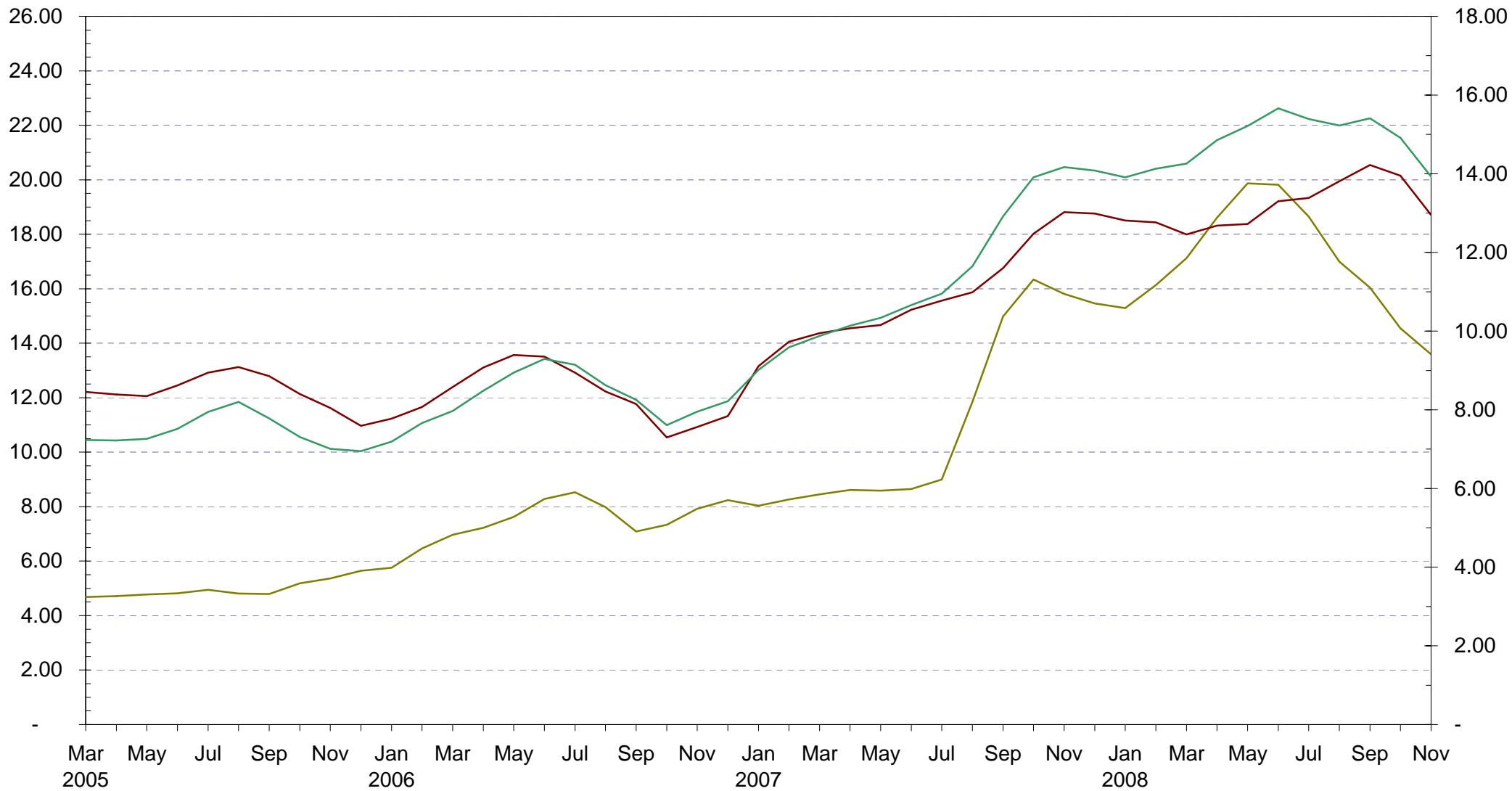
Summary		Unit Price
		(£/m3obs)
1/11/05	to 31/01/06	7.19
1/12/05	to 28/02/06	7.67
1/01/06	to 31/03/06	7.97
1/02/06	to 30/04/06	8.49
1/03/06	to 31/05/06	8.94
1/04/06	to 30/06/06	9.29
1/05/06	to 31/07/06	9.14
1/06/06	to 31/08/06	8.63
1/07/06	to 30/09/06	8.25
1/08/06	to 31/10/06	7.61
1/09/06	to 30/11/06	7.95
1/10/06	to 31/12/06	8.22
1/11/06	to 31/01/07	9.02
1/12/06	to 28/02/07	9.59
1/01/07	to 31/03/07	9.87
1/02/07	to 30/04/07	10.14
1/03/07	to 31/05/07	10.34
1/04/07	to 30/06/07	10.66
1/05/07	to 31/07/07	10.95
1/06/07	to 31/08/07	11.65
1/07/07	to 30/09/07	12.92
1/08/07	to 31/10/07	13.91
1/09/07	to 30/11/07	14.17
1/10/07	to 31/12/07	14.08
1/11/07	to 31/01/08	13.91
1/12/07	to 29/02/08	14.13
1/01/08	to 31/03/08	14.26
1/02/08	to 30/04/08	14.85
1/03/08	to 31/05/08	15.21
1/04/08	to 30/06/08	15.66
1/05/08	to 31/07/08	15.39
1/06/08	to 31/08/08	15.22
1/07/08	to 30/09/08	15.41
1/08/08	to 31/10/08	14.91
1/09/08	to 30/11/08	13.93

ENGLAND

SS unit price (£ tonne / m3) from March 2005

£ / tonne

£ / m3 obs



— Thinning (Weight) — Clearfell (Weight) — Summary (m3 obs)

STANDING SALES - WALES DESPATCH UNIT PRICES

Thinning (Weight)		Unit Price	Clearfell (Weight)	Unit Price	
		Tonne			
1/11/05	to 31/01/06	5.80	1/11/05	to 31/01/06	8.53
1/12/05	to 28/02/06	5.40	1/12/05	to 28/02/06	8.34
1/01/06	to 31/03/06	5.11	1/01/06	to 31/03/06	7.88
1/02/06	to 30/04/06	5.01	1/02/06	to 30/04/06	7.26
1/03/06	to 31/05/06	5.31	1/03/06	to 31/05/06	7.15
1/04/06	to 30/06/06	5.85	1/04/06	to 30/06/06	7.15
1/05/06	to 31/07/06	6.88	1/05/06	to 31/07/06	7.26
1/06/06	to 31/08/06	7.53	1/06/06	to 31/08/06	7.02
1/07/06	to 30/09/06	7.79	1/07/06	to 30/09/06	6.83
1/08/06	to 31/10/06	6.87	1/08/06	to 31/10/06	6.96
1/09/06	to 30/11/06	5.81	1/09/06	to 30/11/06	8.30
1/10/06	to 31/12/06	5.22	1/10/06	to 31/12/06	9.23
1/11/06	to 31/01/07	5.57	1/11/06	to 31/01/07	10.24
1/12/06	to 28/02/07	5.81	1/12/06	to 28/02/07	10.62
1/01/07	to 31/03/07	6.03	1/01/07	to 31/03/07	11.46
1/02/07	to 30/04/07	5.88	1/02/07	to 30/04/07	11.44
1/03/07	to 31/05/07	5.94	1/03/07	to 31/05/07	10.48
1/04/07	to 30/06/07	5.88	1/04/07	to 30/06/07	9.15
1/05/07	to 31/07/07	6.72	1/05/07	to 31/07/07	8.58
1/06/07	to 31/08/07	7.09	1/06/07	to 31/08/07	10.06
1/07/07	to 30/09/07	7.74	1/07/07	to 30/09/07	12.12
1/08/07	to 31/10/07	7.70	1/08/07	to 31/10/07	14.02
1/09/07	to 30/11/07	9.02	1/09/07	to 30/11/07	14.77
1/10/07	to 31/12/07	11.21	1/10/07	to 31/12/07	15.49
1/11/07	to 31/01/08	13.63	1/11/07	to 31/01/08	16.95
1/12/07	to 29/02/08	13.63	1/12/07	to 29/02/08	18.09
1/01/08	to 31/03/08	12.71	1/01/08	to 31/03/08	18.14
1/02/08	to 30/04/08	12.24	1/02/08	to 30/04/08	17.92
1/03/08	to 31/05/08	12.87	1/03/08	to 31/05/08	19.20
1/04/08	to 30/06/08	13.81	1/04/08	to 30/06/08	20.33
1/05/08	to 31/07/08	14.52	1/05/08	to 31/07/08	21.51
1/06/08	to 31/08/08	14.83	1/06/08	to 31/08/08	21.48
1/07/08	to 30/09/08	14.43	1/07/08	to 30/09/08	22.04
1/08/08	to 31/10/08	13.19	1/08/08	to 31/10/08	21.83
1/09/08	to 30/11/08	11.99	1/09/08	to 30/11/08	21.19

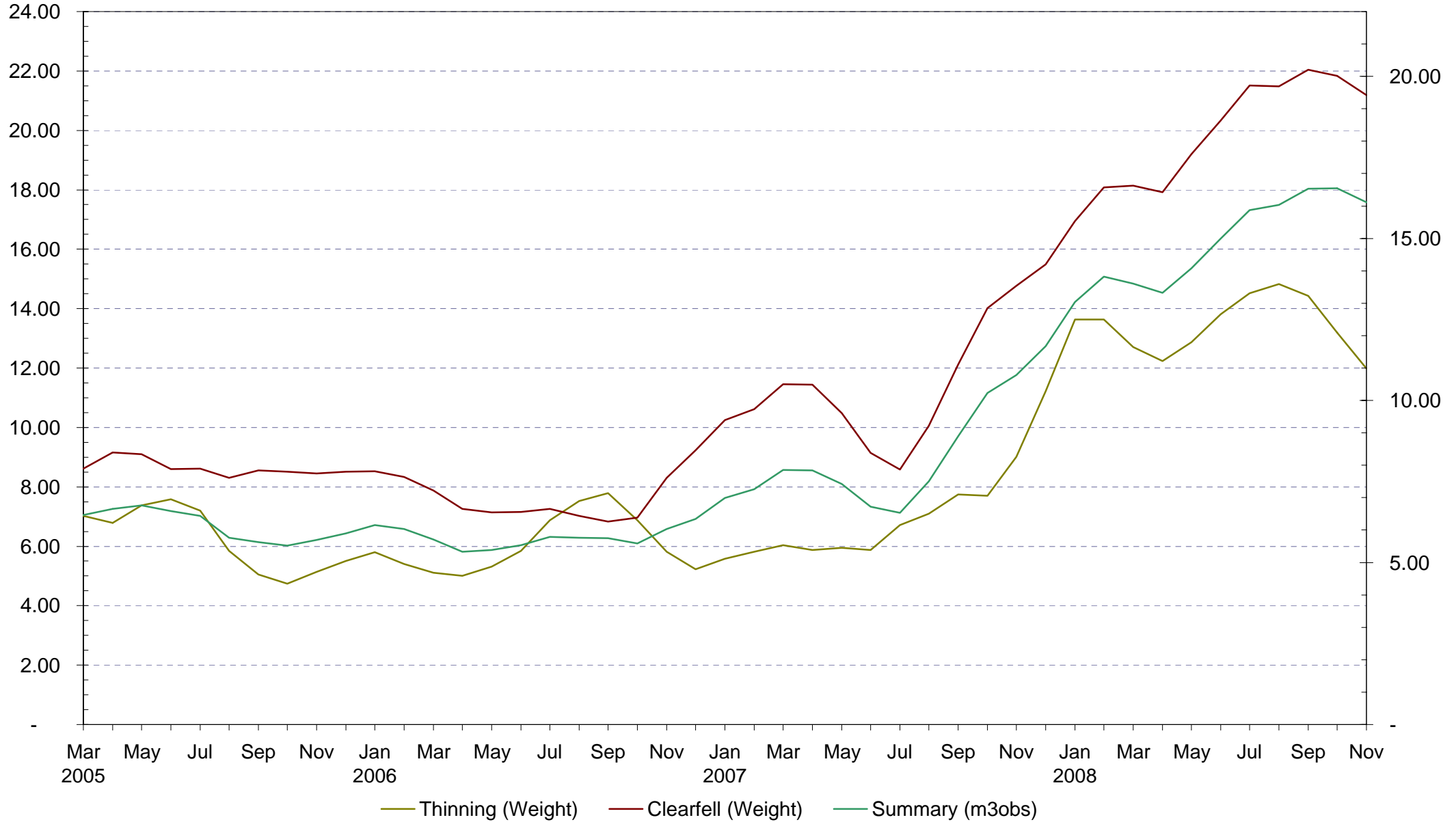
Summary	Unit Price	
	(£/m3obs)	
1/11/05	to 31/01/06	6.16
1/12/05	to 28/02/06	6.03
1/01/06	to 31/03/06	5.71
1/02/06	to 30/04/06	5.33
1/03/06	to 31/05/06	5.38
1/04/06	to 30/06/06	5.53
1/05/06	to 31/07/06	5.79
1/06/06	to 31/08/06	5.77
1/07/06	to 30/09/06	5.75
1/08/06	to 31/10/06	5.59
1/09/06	to 30/11/06	6.03
1/10/06	to 31/12/06	6.34
1/11/06	to 31/01/07	6.99
1/12/06	to 28/02/07	7.26
1/01/07	to 31/03/07	7.86
1/02/07	to 30/04/07	7.85
1/03/07	to 31/05/07	7.42
1/04/07	to 30/06/07	6.72
1/05/07	to 31/07/07	6.54
1/06/07	to 31/08/07	7.51
1/07/07	to 30/09/07	8.89
1/08/07	to 31/10/07	10.23
1/09/07	to 30/11/07	10.79
1/10/07	to 31/12/07	11.68
1/11/07	to 31/01/08	13.04
1/12/07	to 29/02/08	13.82
1/01/08	to 31/03/08	13.60
1/02/08	to 30/04/08	13.32
1/03/08	to 31/05/08	14.08
1/04/08	to 30/06/08	15.00
1/05/08	to 31/07/08	15.87
1/06/08	to 31/08/08	16.03
1/07/08	to 30/09/08	16.54
1/08/08	to 31/10/08	16.54
1/09/08	to 30/11/08	16.12

WALES

**SS unit price (£ tonne / m3)
from March 2005**

£ / tonne

£ / m3 obs



STANDING SALES - SCOTLAND DESPATCH UNIT PRICES

Thinning (Weight)		Unit Price	Clearfell (Weight)		Unit Price
		Tonne			Tonne
1/11/05	to 31/01/06	6.73	1/11/05	to 31/01/06	10.10
1/12/05	to 28/02/06	6.46	1/12/05	to 28/02/06	10.67
1/01/06	to 31/03/06	6.55	1/01/06	to 31/03/06	10.90
1/02/06	to 30/04/06	6.50	1/02/06	to 30/04/06	10.63
1/03/06	to 31/05/06	6.74	1/03/06	to 31/05/06	10.14
1/04/06	to 30/06/06	6.48	1/04/06	to 30/06/06	9.92
1/05/06	to 31/07/06	6.31	1/05/06	to 31/07/06	9.25
1/06/06	to 31/08/06	5.91	1/06/06	to 31/08/06	8.79
1/07/06	to 30/09/06	6.05	1/07/06	to 30/09/06	8.42
1/08/06	to 31/10/06	6.27	1/08/06	to 31/10/06	8.94
1/09/06	to 30/11/06	6.44	1/09/06	to 30/11/06	9.75
1/10/06	to 31/12/06	6.16	1/10/06	to 31/12/06	10.19
1/11/06	to 31/01/07	6.40	1/11/06	to 31/01/07	10.56
1/12/06	to 28/02/07	7.02	1/12/06	to 28/02/07	10.29
1/01/07	to 31/03/07	7.34	1/01/07	to 31/03/07	10.26
1/02/07	to 30/04/07	7.53	1/02/07	to 30/04/07	10.17
1/03/07	to 31/05/07	7.44	1/03/07	to 31/05/07	10.41
1/04/07	to 30/06/07	7.18	1/04/07	to 30/06/07	10.70
1/05/07	to 31/07/07	6.83	1/05/07	to 31/07/07	11.01
1/06/07	to 31/08/07	6.29	1/06/07	to 31/08/07	11.23
1/07/07	to 30/09/07	7.54	1/07/07	to 30/09/07	11.39
1/08/07	to 31/10/07	8.41	1/08/07	to 31/10/07	11.42
1/09/07	to 30/11/07	9.39	1/09/07	to 30/11/07	11.82
1/10/07	to 31/12/07	9.72	1/10/07	to 31/12/07	11.92
1/11/07	to 31/01/08	10.36	1/11/07	to 31/01/08	12.65
1/12/07	to 29/02/08	11.30	1/12/07	to 29/02/08	13.24
1/01/08	to 31/03/08	11.62	1/01/08	to 31/03/08	13.11
1/02/08	to 30/04/08	11.49	1/02/08	to 30/04/08	13.30
1/03/08	to 31/05/08	11.18	1/03/08	to 31/05/08	13.55
1/04/08	to 30/06/08	11.10	1/04/08	to 30/06/08	13.92
1/05/08	to 31/07/08	10.60	1/05/08	to 31/07/08	13.41
1/06/08	to 31/08/08	9.74	1/06/08	to 31/08/08	13.00
1/07/08	to 30/09/08	8.99	1/07/08	to 30/09/08	12.49
1/08/08	to 31/10/08	9.41	1/08/08	to 31/10/08	11.95
1/09/08	to 30/11/08	9.98	1/09/08	to 30/11/08	10.99

Summary		Unit Price
		(£/m3obs)
1/11/05	to 31/01/06	7.74
1/12/05	to 28/02/06	8.12
1/01/06	to 31/03/06	8.24
1/02/06	to 30/04/06	8.06
1/03/06	to 31/05/06	7.81
1/04/06	to 30/06/06	7.63
1/05/06	to 31/07/06	7.12
1/06/06	to 31/08/06	6.73
1/07/06	to 30/09/06	6.53
1/08/06	to 31/10/06	6.92
1/09/06	to 30/11/06	7.51
1/10/06	to 31/12/06	7.73
1/11/06	to 31/01/07	7.99
1/12/06	to 28/02/07	7.81
1/01/07	to 31/03/07	7.88
1/02/07	to 30/04/07	7.88
1/03/07	to 31/05/07	8.08
1/04/07	to 30/06/07	8.27
1/05/07	to 31/07/07	8.49
1/06/07	to 31/08/07	8.63
1/07/07	to 30/09/07	8.84
1/08/07	to 31/10/07	8.86
1/09/07	to 30/11/07	9.22
1/10/07	to 31/12/07	9.32
1/11/07	to 31/01/08	9.94
1/12/07	to 29/02/08	10.48
1/01/08	to 31/03/08	10.42
1/02/08	to 30/04/08	10.53
1/03/08	to 31/05/08	10.65
1/04/08	to 30/06/08	10.92
1/05/08	to 31/07/08	10.51
1/06/08	to 31/08/08	10.18
1/07/08	to 30/09/08	9.72
1/08/08	to 31/10/08	9.37
1/09/08	to 30/11/08	8.75

SCOTLAND

**SS unit price (£ tonne / m3)
from March 2005**

£ / tonne

£ / m3 obs

