


Tree Silhouette I-Spy

As you walk around Silk Wood or the Old Arboretum, look out for these tree shapes. Can you spot them all? There are 270 points up for grabs!



Tree with mixture of clumps of branches and open spaces. (OPEN)

10



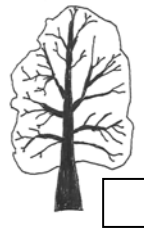
Tree with level or flat branches. (HORIZONTAL)

30




A tree with droopy downward pointing branches. (WEEPING)

20



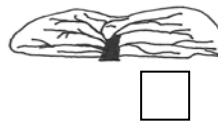
A big tree with a dense canopy of branches. (ROUND HEADED).

10



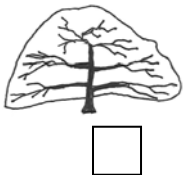
A small rounded tree with dense branches. (GLOBULAR)

20



A short tree trunk with all branches spreading out very close to the ground. (PROSTRATE)

50



A small tree with low branches. (LOW-BRANCHED)

40



A tall narrow tree with upward pointing branches. (COLUMNAR)

50



A tall tree with little drooping branches, narrow at the top and wider at the bottom. An upside down cone! (CONICAL)

10



A tall tree with long spreading branches at the base yet narrowing at the top. (PYRAMIDAL)

30

Up for a bigger challenge? Now you know what to look out for, try our tree silhouette trail in the Old Arboretum. You will need to find 10 specific trees and match them to these 10 tree shapes. Can you also link animals and their homes to the different tree shapes. Good luck!

Tree silhouette trail

Can you identify a tree by its shape?
Follow the trail and look out for these 10 trees.
Each tree is labelled with its tree number.
Which of the 10 shapes does each tree match with?
Use the shape descriptions to help.

1. Western Hemlock - 26.0328
2. Rhododendron - 18.0017
3. Cedar of Lebanon - 17.0073
4. Common Yew Variety - 08.0198
5. Common beech - 12.0183
6. Oriental spruce - 10.0023
7. Wollemi pine - 10.0304
8. Incense cedar - 15.0424
9. Weeping ash - 15.0039
10. Maple - 12.0216

