
Client Name : Forestry Commission
Project Title : Sherwood Pines Visitors Centre – Proposed WC Block
Project Nr : 141200

Appendix E

Standard Corner Cladding Detail

STANDARD DETAILS

Battens should be at least 1.5 times the thickness of the cladding board when using standard nails. However, if improved (annular ring shank) nails or screws are used, the battens can then be the same thickness as the cladding board.

Nails of small or lost head shape can be used with softwood. Their length should be 2.5 times the boards thickness or 2 times as long in case of annular ring shank nails. Hardwood cladding boards should be fixed to battens using screws.

FIGURE 1: EXTERNAL CORNER DETAIL

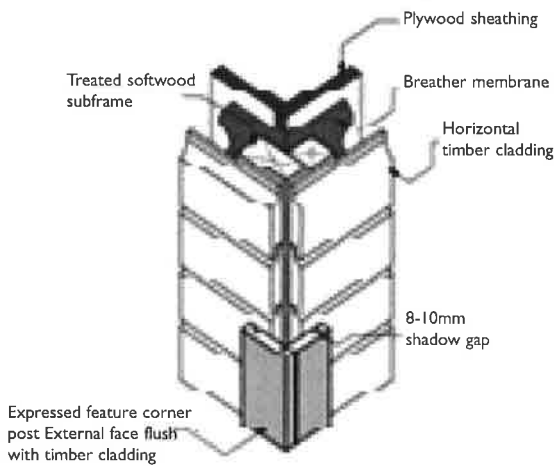


FIGURE 2: EXTERNAL CORNER DETAIL

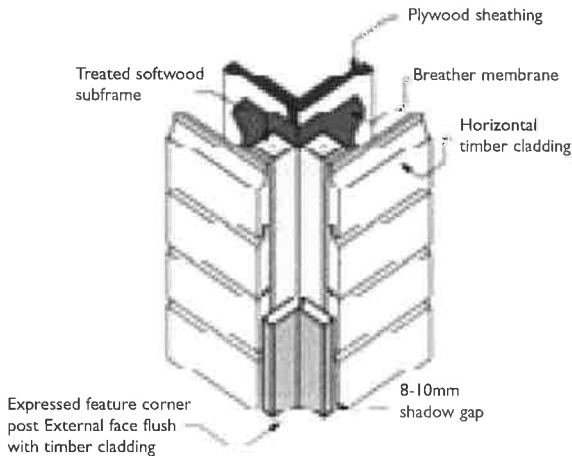


FIGURE 3: EXTERNAL CORNER DETAIL

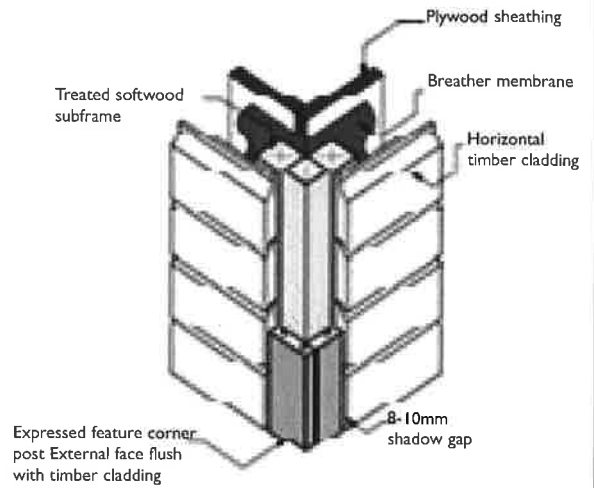


FIGURE 4: EXTERNAL CORNER DETAIL

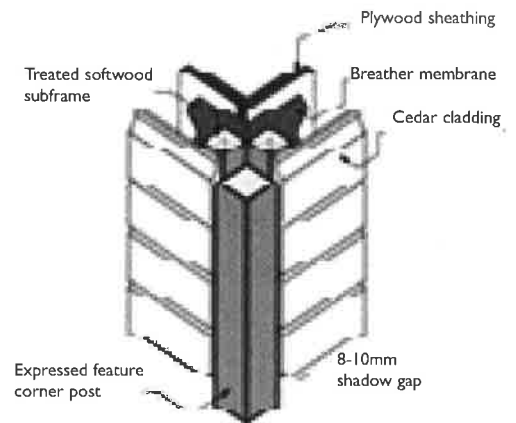


FIGURE 5: EXTERNAL CORNER DETAIL

