

# **Forestry Commission North West & West Midlands Area**

## **Incentives and Regulations update**


for woodland owners, agents and managers

**October 1<sup>st</sup>, 2013**

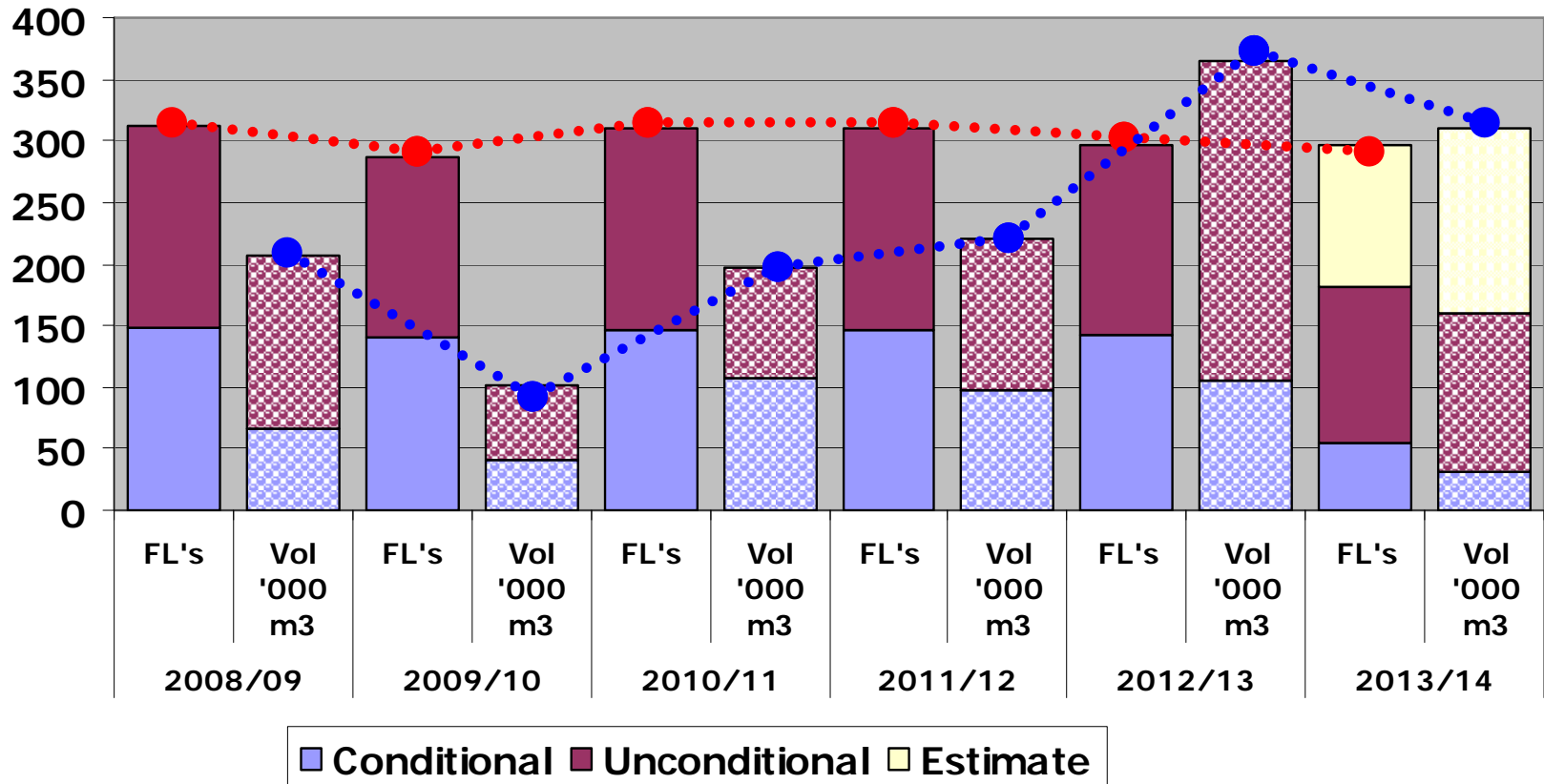
**Ewan Calcott  
Forestry Commission England  
Field Manager**

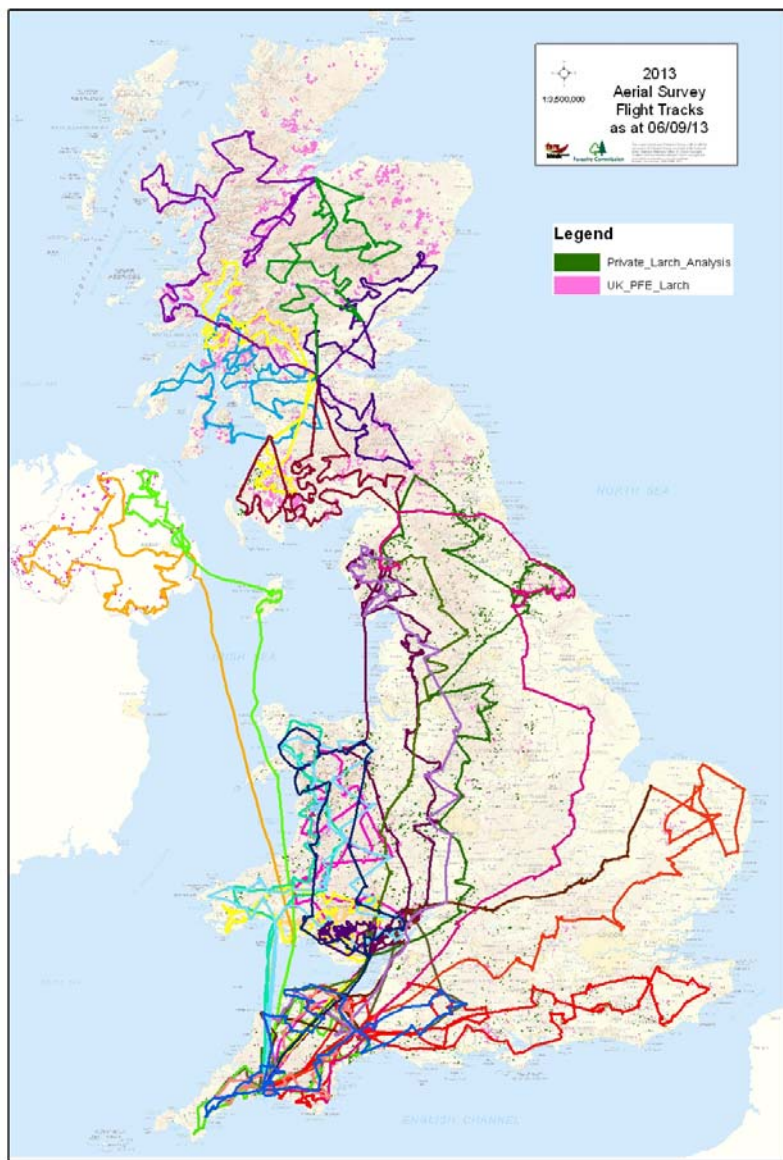
What I am going to cover:

- Felling licence data
- Plant Health
  - Surveying
  - P.ramorum in Larch
  - Other news
- EWGS
  - Caseloads
  - Budgets
  - RDPE transition



## Felling Licence No. / Vol m3 (W. Mdlands)





## Tree disease diagnosis and management

- **Priority** for Forest Research, FC England Plant Health team and FC England Area teams
- Helicopter flights are the front line of disease location
- Woodland Officers are involved in early stages of process, gathering ownership / contact / site access information prior to ground visit
- Woodland Officers are also involved in the issue of Statutory Plant Health Notices (SPHN)
- NB: Takes the Woodland Officer away from normal Regulatory and Incentive duties

<b>Phytophthora ramorum in Larch</b>	<b>2012</b>		<b>2013</b>	
	England	NWWM	England	NWWM
Number of Target Sites identified	565	86	365	87
Number of ground visits completed	565	86	353	83
Number awaiting ground visit	0	0	12	4
Number of assumed infected sites (based on <b>field observations</b> , not necessarily lab)	148	8	126	16 (2 cover multiple sites)
SPH notices issued 2012	170	12	150	28

2 x *P. Ramorum* outbreaks in West Midlands:

- Lickey Hills, Worcestershire
- Hanchurch Hills, Staffordshire – extension of a previous site
- Keele University, Staffordshire

## P. Ramorum

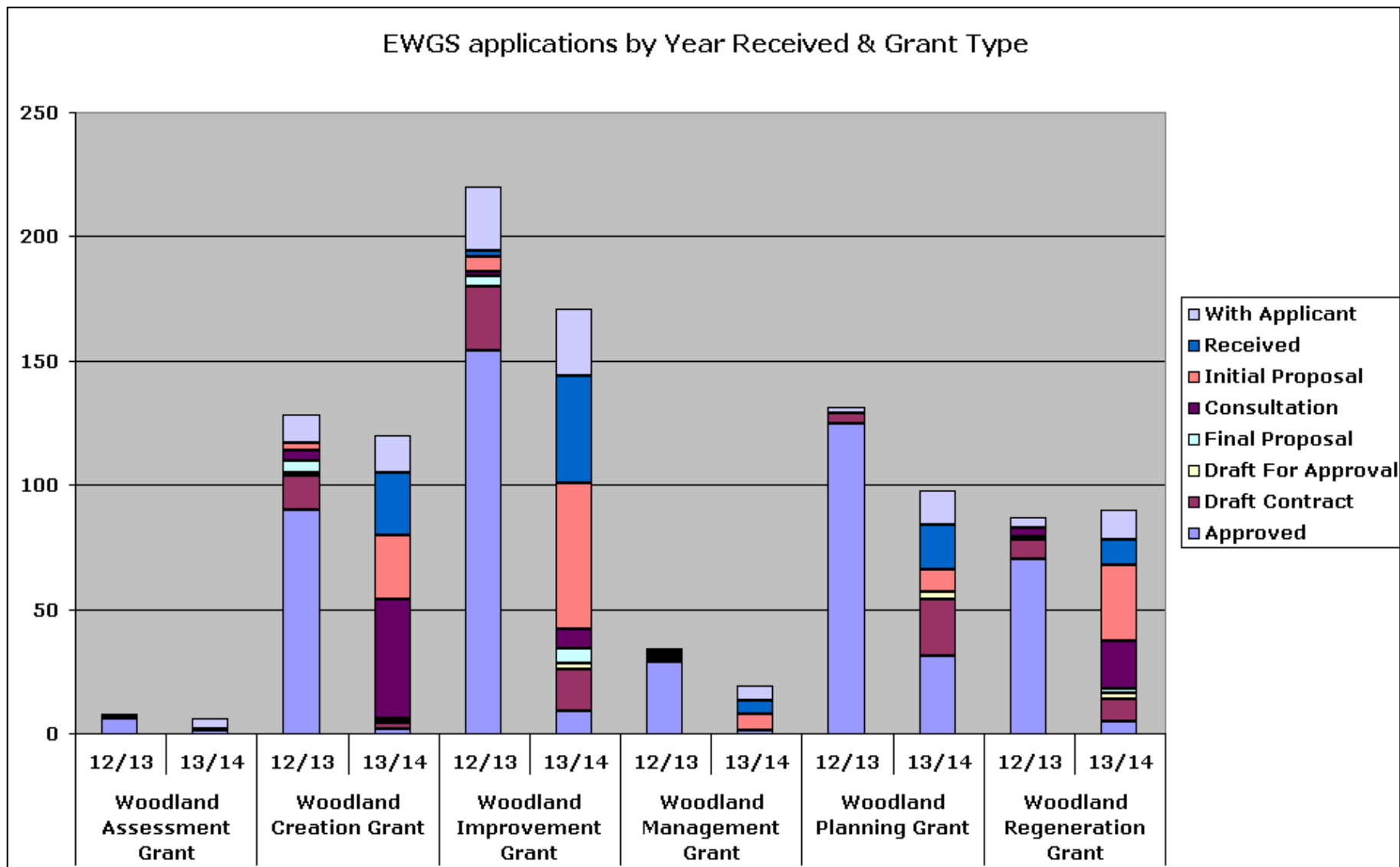
- - in Rhododendron & Bilberry
  - A number of sites in Staffordshire & one in Worcestershire affected
  - Sites are being treated through Plant Health WIG

## Chalara

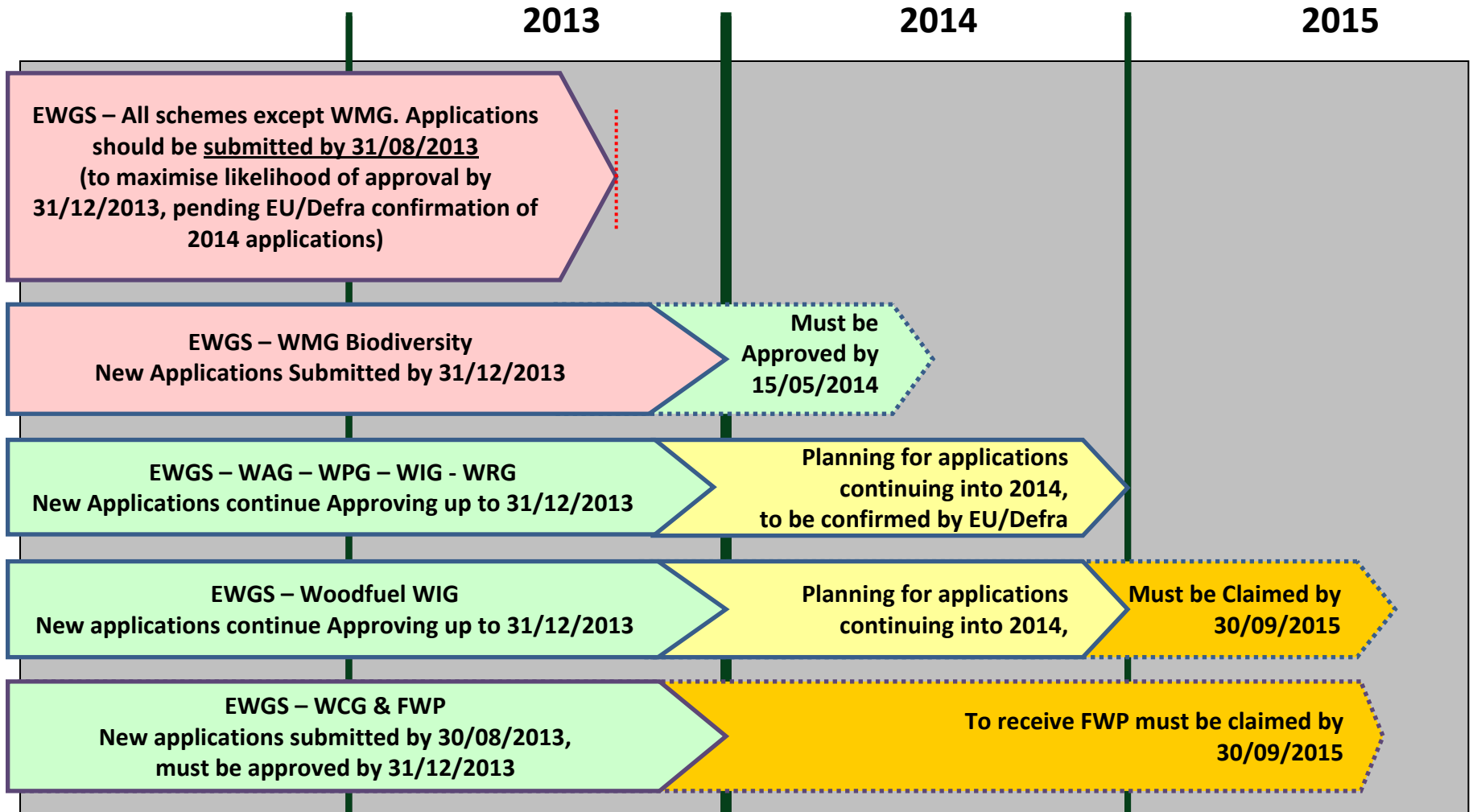
- - a number of Trace Forward sites identified in the Midlands
  - One site to receive Chalara WIG
  - 1<sup>st</sup> '*Wider Environment*' site identified in an ash plantation in the National Forest (Leicestershire)

## Acute Oak Decline

- - Still limited in its occurrence across the Midlands
  - Media coverage of affected woodland on the outskirts of Worcester



## RDPE Transition – overall picture v3.1



**First claim year available:**

- 13/14: WAG, WPG, Woodfuel WIG, Plant Health WIG, Plant Health WRG
- 14/15: All other grant types, except WMG Access which is CLOSED



## RDPE Transition – claims and Management Plan requirement

