

NFI provisional estimates of woodland on Mull

Issued by: National Forest Inventory, Forestry Commission,
231 Corstorphine Road, Edinburgh, EH12 7AT

Date: May 2015

Enquiries: Ben Ditchburn, 0300 067 5064
NFI@forestry.gsi.gov.uk

Statistician: Alan Brewer,
alan.brewer@forestry.gsi.gov.uk

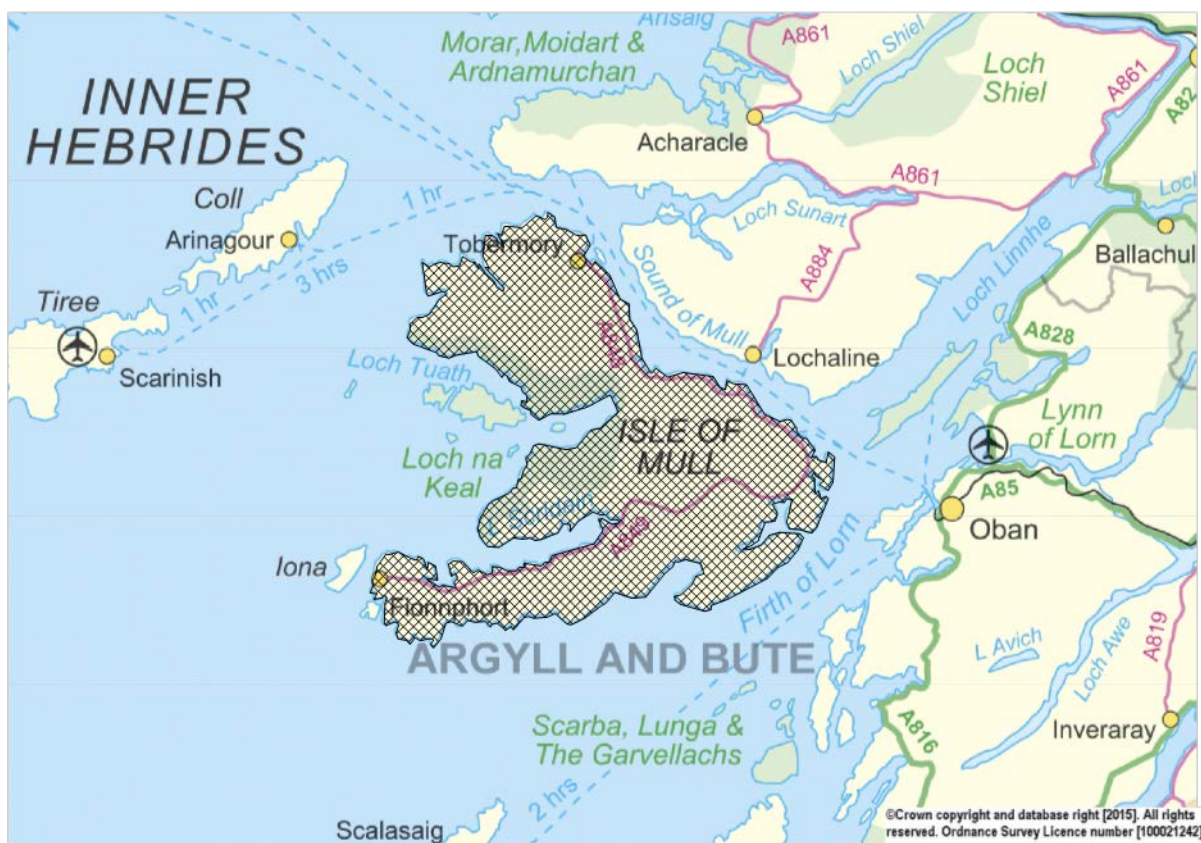
Website: www.forestry.gov.uk/inventory
www.forestry.gov.uk/forecast

Summary

This report provides a picture of the stocked area in woodland and the standing volume of timber on the island of Mull. These estimates are a subset of those published as part of the 2012 growing stock information presented in the National Forest Inventory (NFI) *50-year forecast of softwood timber availability (2014)* and *50-year forecast of hardwood timber availability (2014)*.

The estimates provided in this report are provisional in nature.

NFI reports are published at www.forestry.gov.uk/inventory.



Contents

Approach.....	4
Results.....	4
Stocked area at 31 March 2012.....	5
Standing volume at 31 March 2012.....	6
NFI national reports and papers	7
Glossary.....	7

Figures

Figure 1 Principal tree species group composition by stocked area at 31 March 2012...5	5
Figure 2 Principal tree species group composition by standing volume at 31 March 2012	6

Tables

Table 1 Stocked area by principal tree species groups at 31 March 2012	5
Table 2 Clearfelled area at 31 March 2012.....	5
Table 3 Standing volume by principal tree species groups at 31 March 2012.....	6

Approach

Refer to the *Standing timber volume for coniferous trees in Britain* (2012) and the *NFI preliminary estimates of quantities of broadleaved species in British woodlands with special focus on ash* (2012) reports for a description of the underlying methodologies and interpretation, and also for the Scotland and Great Britain (GB) context.

The estimates reported here are based upon field samples assessed between October 2009 and August 2013, the results of which have been subjected to rigorous data quality assurance procedures. These field samples constitute approximately two-thirds of the sites to be sampled within the first cycle of NFI field sampling. As a consequence, the estimates in this report are classed as provisional.

Results

The data sources used for the compilation of these estimates are the same as described in the NFI reports *Standing timber volume for coniferous trees in Britain* (2012), the *50-year forecast of softwood availability* (2014) and the *50-year forecast of hardwood availability* (2014). Estimates for the Forestry Commission (FC) estate are derived from the FC's Sub-compartment database (SCDB), while those for the Private sector (i.e. non-FC) estate are derived from information collected in the NFI field survey. A fuller description of these data sources and how they are used in the production of estimates is provided in the earlier reports.

Results are provided for stocked area at 31 March 2012 (**Figure 1** and **Table 1**), clearfelled area at 31 March 2012 (**Table 2**) and standing volume at 31 March 2012 (**Figure 2** and **Table 3**).

Stocked area at 31 March 2012

Figure 1 Principal tree species group composition by stocked area at 31 March 2012

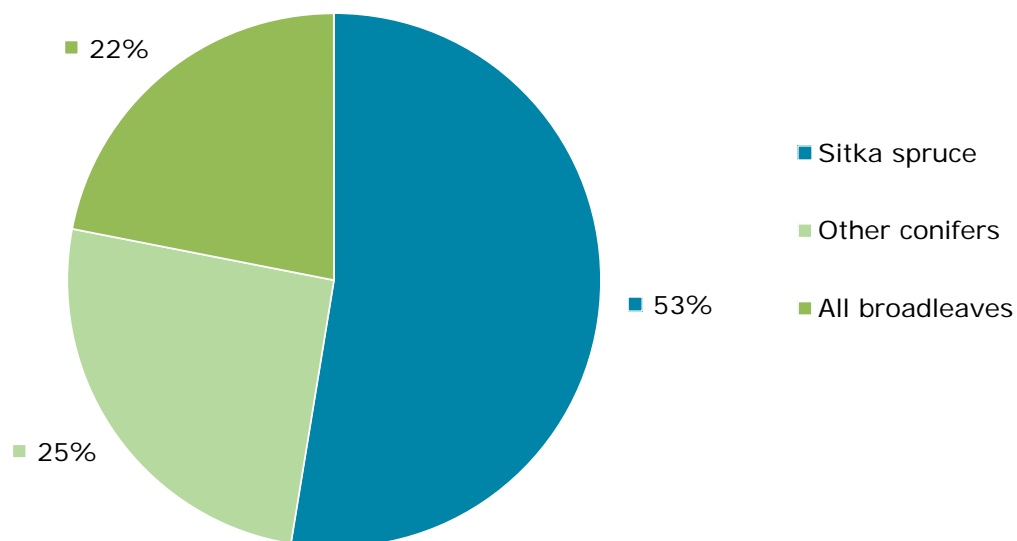


Table 1 Stocked area by principal tree species groups at 31 March 2012

Principal species	FC	Private sector		Total
	area (000 ha)	area (000 ha)	SE%	area (000 ha)
Conifers				
Sitka spruce	3.5	3.5	10	6.9
Other conifers	2.4	1.0	28	3.4
All conifers	5.9	4.6	5	10.5
Broadleaves				
All broadleaves	0.6	2.3	16	2.9
All species				
All species	6.4	7.0	6	13.5

Table 2 Clearfelled area at 31 March 2012

Clearfelled area	FC	Private sector		Total
	area (000 ha)	area (000 ha)	SE%	area (000 ha)
	0.6	0.0	111	0.6

Standing volume at 31 March 2012

Figure 2 Principal tree species group composition by standing volume at 31 March 2012

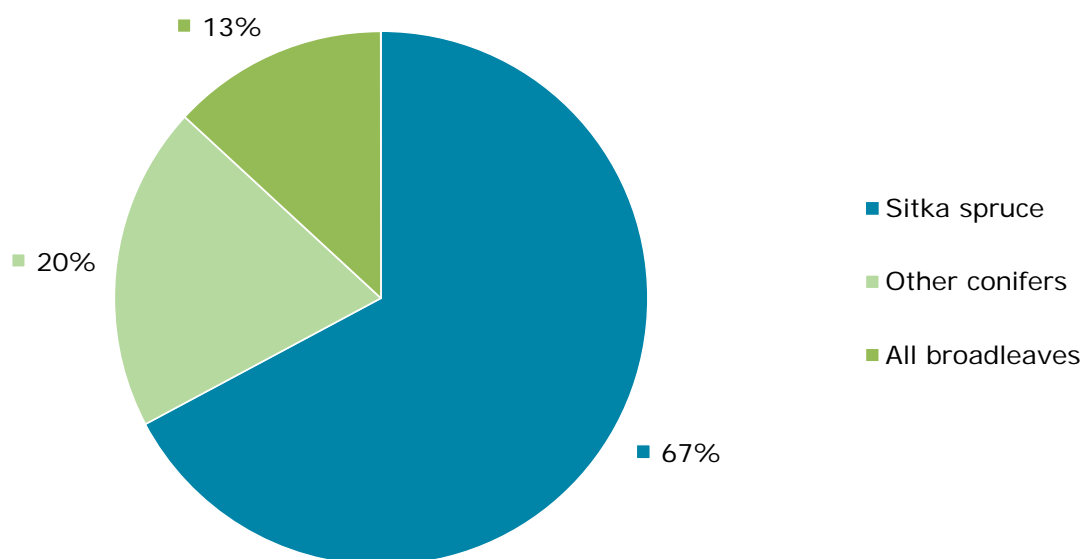


Table 3 Standing volume by principal tree species groups at 31 March 2012

Principal species	FC	Private sector		Total
	volume (000 m ³ obs)	volume (000 m ³ obs)	SE%	volume (000 m ³ obs)
Conifers				
Sitka spruce	1,027	801	24	1,828
Other conifers	405	131	32	536
All conifers	1,432	953	21	2,385
Broadleaves				
All broadleaves	76	281	22	357
All species				
All species	1,508	1,245	17	2,753

NFI national reports and papers

The principal themes reported on for the 2011 woodland profile and future forecasts are:

- 2011 preliminary estimates of broadleaved species in British woodlands
- 2011 standing coniferous timber volume
- 25-year forecast of softwood availability
- 25-year forecast of coniferous standing volume and increment
- 2011 biomass in live woodland trees in Britain
- 2011 carbon in live woodland trees in Britain

The principal themes reported on for the 2012 woodland profile and future forecasts are:

- 50 year forecast of softwood availability
- 50 year forecast of hardwood availability

Each theme has a series of reports, papers and data, tailored for different audiences and uses. All the documents and data can be found on the NFI website www.forestry.gov.uk/inventory.

Glossary

A glossary of terms is presented in the full suite of forecast reports which can be found at www.forestry.gov.uk/forecast.

Official Statistics

This is an Official Statistics publication. More information about Official Statistics and the UK Statistics Authority is available at www.statisticsauthority.gov.uk

National Forest Inventory Statistician: Alan Brewer