



**Comisiwn Coedwigaeth
Forestry Commission**

**COED MOEL FAMAU
VISITOR SURVEY
2002**

CONTENTS

| | |
|------------------------------------|-----------|
| INTRODUCTION | 4 |
| SUMMARY | 5 |
| COED MOEL FAMAU SURVEY 2002 | 6 |
| APPENDIX 1: Questionnaire | 15 |
| APPENDIX 2: Results Tables | 18 |

AUTHOR

Vicky West

Economics & Statistics Unit
Forestry Commission
231 Corstorphine Road
Edinburgh
EH12 7AT

Tel: 0131 314 6218

Fax: 0131 316 4344

Email: statistics@forestry.gov.uk

FOREST ENTERPRISE WALES

David Liddy

Coed Y Gororau FD
Powells Lane
Welshpool
SY21 7JY

Tel: 01938 557418

Fax: 01938 557428

Email: david.liddy@forestry.gov.uk

INTRODUCTION

Coed Moel Famau is located in the Clwydian hills area of outstanding natural beauty (AONB) and forms a part of Moel Famau Country Park. An 800ha plantation of mostly coniferous species the first rotation was planted in the early 1950s. Larches were planted on the lower slopes, with spruces at mid altitude and Lodgepole pine either singly or in mixture with Sitka along the tops. In addition to these were patches of other conifers common to forests of this vintage which formerly had their own nursery.

Close to Mold and within easy reach of the Chester area recreation has always taken place across the area. The Forestry car park provides one of the starting points for visiting walkers going to the summit of Moel Famau. There are regular local residents using the area, particularly for dog walking, but the principle use is for access to the summit. Clwyd County Council developed the toilet block next to the forestry carpark in the late 1970s on land sold to them by FE. Land was also sold to the council at this time at Bwlch Pen Barras. In order to displace parking on the common land they developed their own car park, and this is now under a great deal of user pressure. Pen Barras is used as car parking access to the Clwydian range as well as a view point and picnic site over looking the Vale of Clwyd. Visitor facilities have been developed in a very unstructured manner relying on the efforts of the former FE Warden Ifor Peters.

In 2000 Forest Enterprise entered into partnership with Denbighshire Countryside services (DCS, the successors of Clwyd CC) to manage car parking in this area. FE installed a pay on entry barrier at the forestry car park and DCS installed pay and display machines at Pen Barras. The management and proceeds of these are split 50/50. Early in 2002 the partnership broadened to include the employment of a "Partnership Ranger" who's responsibilities include recreation management at Coed Moel Famau and the carparks as well as broader issues linking FE estate with the AONB.

The objectives of this visitor monitoring survey are:-

- to confirm visitor profiles for the two sites.
- to investigate their perception of the quality of our service provision.
- investigate demand for additional facilities.

Less important was to quantify access to the site from a local public footpath in order that we can include these numbers in assessment of visitor numbers to the forest.

The results will enable us to better target and to justify our continuing efforts to manage facilities in partnership with DCS.

SUMMARY

This report provides results from a visitor survey that took place at Coed Moel Famau in Coed y Gororau Forest District. A total of 327 questionnaires were completed: 148 at Pen Barras, 141 at the Forest Car Park, and 38 above Brithdir Mawr.

41 % of the groups consisted of two people and one in five were lone visitors. Excluding groups of 10 or more there was an average of 2.7 people per group.

80 % of groups visiting Coed Moel Famau contained adults aged between 25 and 59, 23 % had children with them, 21 % included senior citizens and 21 % included young adults.

98 % of visitors to Coed Moel Famau were of predominantly white origin.

A quarter of groups had dogs with them, and 5 % of groups had bikes with them.

At Coed Moel Famau 49 % of groups were locals, 37 % of the respondents were day trippers and the remaining 14 % were holiday makers. The holiday makers tended to be staying with friends and relatives, or camping / caravanning.

85 % of visitors to Coed Moel Famau were repeat visitors. 22 % visited at least once per week, and 22 % visited 1-3 times per month. The average length of stay at the site was 2.3 hours.

29 % of groups had travelled up to 5 miles to the site. A quarter (26 %) had travelled further than 25 miles. 91 % of respondents had travelled by car.

Almost three-quarters of visitors were from the North West of England, 14 % were from Wales.

The quality and waymarking of all trails along with the information at the trailheads was generally rated as good or very good. Other facilities at the Forest Car Park were also rated as good or very good (car park, picnic area, road signs, toilets, woodland management). However, information boards were rated less highly with 17 % rating them as poor or very poor.

Respondents were asked if they would like to see more facilities at Coed Moel Famau. Overall 42 % were in favour, and 55 % said that they would not like to see any more facilities. Respondents at the Forest Car Park were most enthusiastic about increased facilities (54 % though it was desirable). Those who would like more facilities rated a café, visitor centre and mountainbike routes as most important. Those who did not want to see improvements said that this was because they felt the site was fine as it was, or they were concerned that such developments would spoil the area. Others requested that the site be kept natural.

COED MOEL FAMAU SURVEY 2002

A visitor survey was carried out at Coed Moel Famau in Coed y Gororau Forest District during August 2002. Interviewing was carried out at 3 locations, the FC Forest Car Park, Pen Barras (a council-owned car-park), and above Brithdir Mawr (a public bridleway on the far side of the forest).

Group Composition

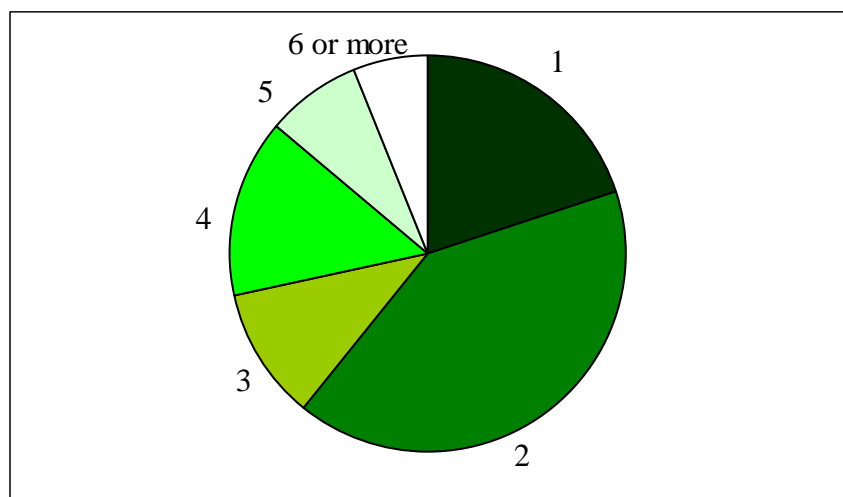
There were a total of 929 visitors in the 327 groups interviewed. More than half of the visitors were male (56 %). Table 1 shows the number of respondents at each location. This table also shows the number of interviews per hour, which gives an indication of how busy each site is.

Table 1: Number of respondents at each location

| Location | No of respondents | Interviews per hour |
|---------------------|-------------------|---------------------|
| Forest Car Park | 141 | 4.7 |
| Pen Barras | 148 | 6.2 |
| Above Brithdir Mawr | 38 | 1.5 |
| Total: | 327 | 4.1 |

At Coed Moel Famau, a large proportion of the groups (41 %) included 2 people, and one in five consisted of lone visitors. A further 26 % were in groups of 3 or 4, with 14 % in groups of 5 or more (Figure 1). Excluding groups of 10 or more, there were on average 2.7 people per group. Groups were largest at the Forest Car Park (2.8 per group) and smallest above Brithdir Mawr (2.1 people per group).

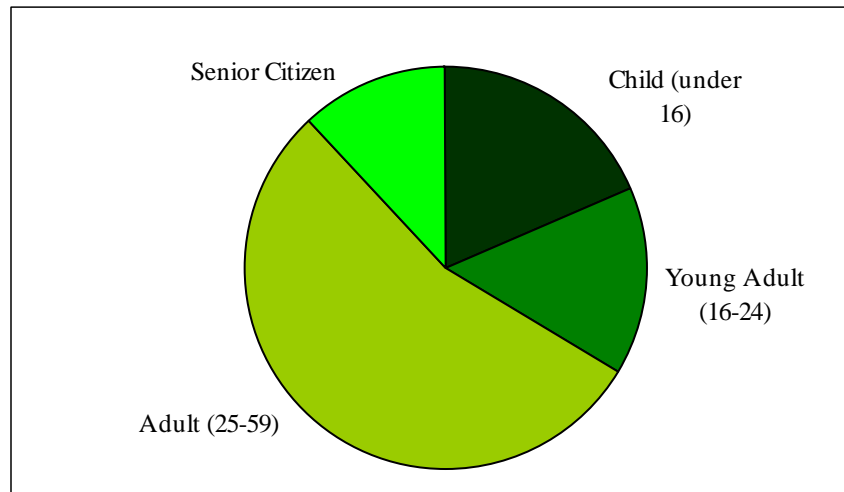
Figure 1: Size of groups visiting Coed Moel Famau



80 % of groups visiting Coed Moel Famau contained adults aged between 25-59 years and 23 % of groups had children with them. One in five groups included senior citizens (21 %) or young adults (21 %).

In terms of total visitors, adults aged between 25-59 years accounted for over half (54 %) of all visitors. A further 19 % were children, 15 % were young adults, and 12 % were senior citizens (Figure 2). The proportion of adults and senior citizens was highest above Brithdir Mawr (71 % and 21 % respectively), and the proportion of children and young adults was highest at the Forest Car Park (22 % and 18 % respectively).

Figure 2: Age of visitors to Coed Moel Famau



Ethnicity

98 % of groups at Coed Moel Famau were of predominantly white origin. Only 2 % of visitors were of a non-white background.

Disability

The Forest Car Park has all-ability trails. Other sites do not.

Respondents were asked if anyone in their group had any disability or special need. 14 % of respondents at Pen Barras said that this was the case, and only 3 % of respondents at each of the Forest Car Park and above Brithdir Mawr. When asked what type of special need this was, 59 % of respondents indicated that this was a special mobility need.

Groups with dogs and bicycles

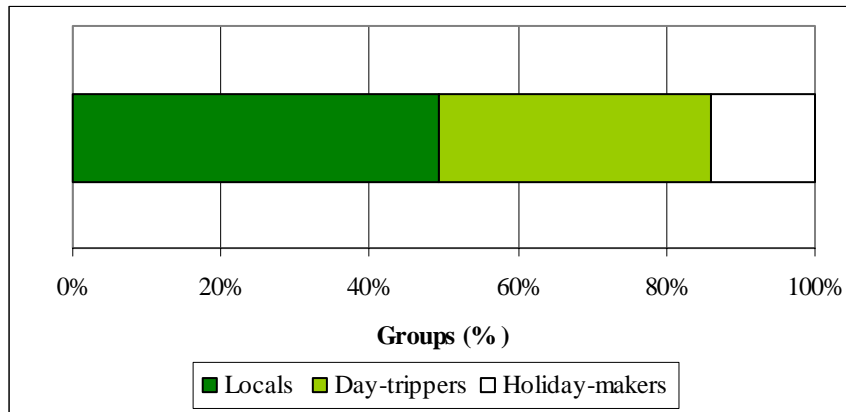
A quarter of groups at Coed Moel Famau had dogs with them (26 %). There was a higher proportion of groups with dogs at the Forest Car Park (39 %) than at Pen Barras or above Brithdir Mawr (17 % and 16 % respectively).

Only 5 % of groups at Coed Moel Famau had bikes with them. A higher proportion of groups with bikes was found above Brithdir Mawr (13 %) and the Forest Car Park (6 %). Only 1 % of groups at Pen Barras were with bikes.

Type of Visitor

Half of the visitors to Coed Moel Famau (49 %) were locals. A further 37 % were on a day trip from home, and the remaining 14 % were holiday-makers (Figure 3). The proportion of locals was highest at the Forest Car Park (57 %), and the proportion of day-trippers was highest at Pen Barras (41 %). There were more holiday-makers above Brithdir Mawr (18 %) and at Pen Barras (17 %) than at the Forest Car Park.

Figure 3. Type of visitor at Coed Moel Famau



Type of accommodation

The 14 % of groups who were holiday-makers were asked about the type of accommodation they were using. Of these groups, 33 % were staying with friends or relatives, and 28 % were camping or caravanning. Other groups were staying in a B&B or Guest House (13 %) or a hotel (13 %).

Repeat Visits and Frequency of visit

85 % of visitors to Coed Moel Famau had been on a previous occasion. The proportion of repeat visitors was higher at Pen Barras (90 %) than at the Forest Car Park and above Brithdir Mawr (81 % and 82 % respectively).

Of the groups who had been to Coed Moel Famau on a previous occasion, 22 % visited at least once per week, 22 % visited 1-3 times per month, 37 % visited 1-3 times per year and 18 % visited less often than this. Visitors at the Forest Car Park were the most frequent, with 37 % visiting at least once per week. Visitors to Pen Barras were the least frequent, with 69 % visiting 3 times per year or less.

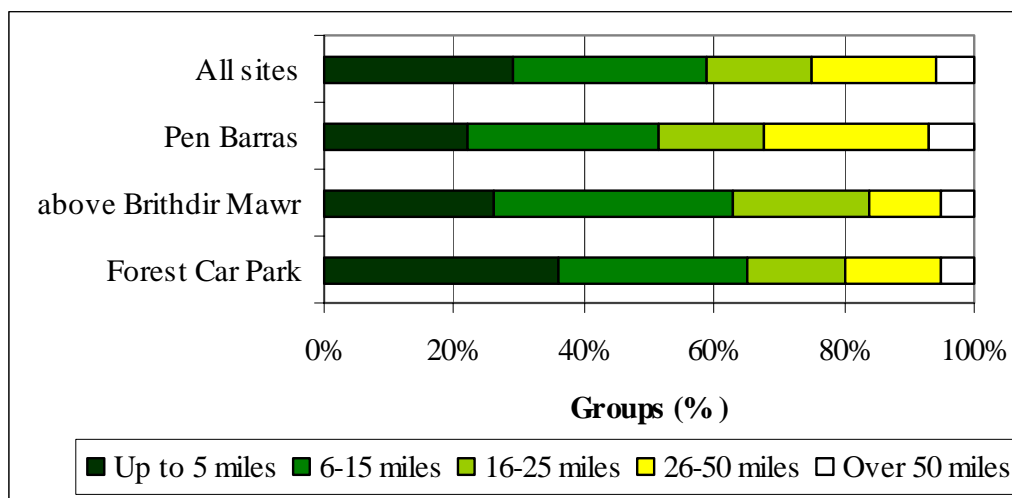
Length of Stay

The average length of stay of groups at Coed Moel Famau was 2.3 hours. Groups tended to stay longest above Brithdir Mawr (3.9 hours), and for shorter times at the Forest Car Park (2.2 hours) and Pen Barras (2.0 hours).

Travel to Coed Moel Famau

29 % of groups had travelled up to 5 miles to the site. A quarter (26 %) had travelled 26 miles or more (Figure 2). Groups at the Forest Car Park tended to travel the shortest distances with 36 % of visitors travelling up to 5 miles to the site. The groups at Pen Barras tended to travel further with 32 % coming 26 miles or more to the site.

Figure 2: Distance travelled to each entrance at Coed Moel Famau



Nine in ten groups had travelled to Coed Moel Famau by car or van. The highest proportion of car/van drivers was at Pen Barras (94 %), and the lowest above Brithdir Mawr (76 %). At Brithdir Mawr, 13 % had walked to the site, and 8 % had cycled.

Origin of visitors

Table 2 shows the origin of visitors, based on the home postcodes and town/country names supplied. Almost three-quarters of the groups were from the North West of England (74 %), 14 % were from Wales, and the remainder were from other regions of England, Scotland or overseas.

Table 2: Origin of visitors based on home postcode

| | | No of respondents |
|---------------|----------------------|--------------------------|
| England | Total | 275 |
| | <i>North West</i> | 240 |
| | <i>South East</i> | 14 |
| | <i>West Midlands</i> | 8 |
| | <i>Other Regions</i> | 13 |
| Wales | | 46 |
| Scotland | | 1 |
| Overseas | | 4 |
| Total: | | 326 |

Finding out about the site

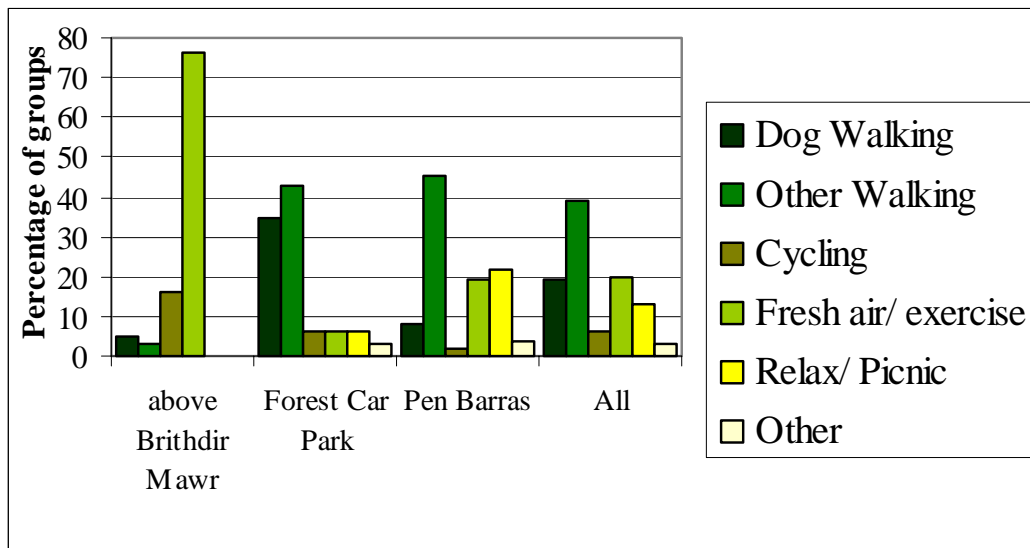
Groups were asked how they had found out about the woodland. Almost two-thirds of groups at Coed Moel Famau (63 %) said that they had always known about the site. A further 22 % had found out from a friend or relation, and 4 % had found out from a local guide book or map. Less than 2 % of groups gave any other response.

At Pen Barras, a relatively high proportion of groups said that they had found out from a local guide book or map (6 %), and above Brithdir Mawr, relatively high proportions had found out about the site from a website (FC or other, 8 %), whilst at the Forest Car Park relatively high proportions had found out about the site from road signs (5 %).

Main purpose of visit

Groups were asked about their main purpose of visit to the site. The main purpose of visit varied quite markedly amongst the sites at Coed Moel Famau (Figure 3). Above Brithdir Mawr, three-quarters of visitors were there for fresh air and exercise, and 16 % of groups were cycling. At the Forest Car Park, 35 % of groups were walking their dogs, and 43 % of groups were walking (without dogs). Almost half the groups at Pen Barras were walkers (45 %), with other groups relaxing/picnicking (22 %) and others coming for fresh air and exercise (19 %).

Figure 3: Main purpose of visit at each site at Coed Moel Famau



Use of other car parks

18 % of the respondents at the Forest Car Park and 16 % of the respondents above Brithdir Mawr said that they had used other car parks in the area – they all said that they had used the Pen Barras car park.

Waymarked walking trails

The Forest Car Park has two waymarked walking trails, which are marked with red and blue markers. Pen Barras also has a trail which has trailhead markers but not waymarking on the trails themselves. Above Brithdir Mawr is a couple of miles away from the car parks and waymarked trails.

52 % of the groups at the Forest Car Park say that they have used one of the waymarked trails, 35 % the red trail and 46 % the blue trail (Others did not say which trail they had used). The route-markings and the path quality were rated as good or very good by a large proportion of groups who had used them (89 % and 86 % respectively).

66 % of the groups at Pen Barras say that they have used one of the waymarked trails. The quality of the trail at Pen Barras was rated as good or very good by 70 % of the groups that had used it.

Rating of facilities at the Forest Car Park

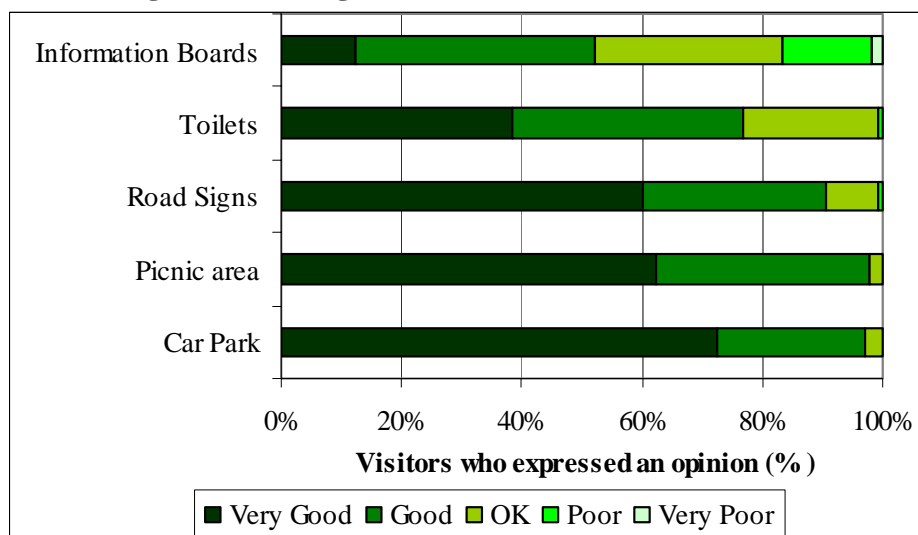
Visitors to all sites were asked to rate the facilities which they had used. Although there are no facilities above Brithdir Mawr, some of the visitors to this site gave ratings for facilities, presumably as they had used the facilities earlier that day or on a previous occasion. The results presented here are only for the groups who were interviewed at the Forest Car Park. Further details of ratings given at the other sites are provided in the tables in Appendix 2.

Results given below are expressed as a proportion of the 141 groups at the Forest Car Park who expressed an opinion. Over three-quarters of respondents rated all the facilities except the picnic area which was rated by 64 % of respondents.

The car park, picnic area and road signs were rated good or very good by over 90 % of respondents, and the toilets were rated as good or very good by 76 % of respondents.

However, the information boards were only rated as good or very good by 52 % of respondents and 17 % rated them as poor or very poor.

Figure 4: Rating of facilities at the Forest Car Park



Rating of woodland management

Groups at each site were asked to rate the management of the woodland, with over 80 % of groups giving a rating. Overall 89 % of these groups who expressed an opinion rated the woodland management as good or very good. Ratings were highest at the Forest Car Park (91 %), and lowest above Brithdir Mawr (83 %).

Desire for new facilities within Coed Moel Famau

Groups were asked if they would like more facilities to be provided within Coed Moel Famau.

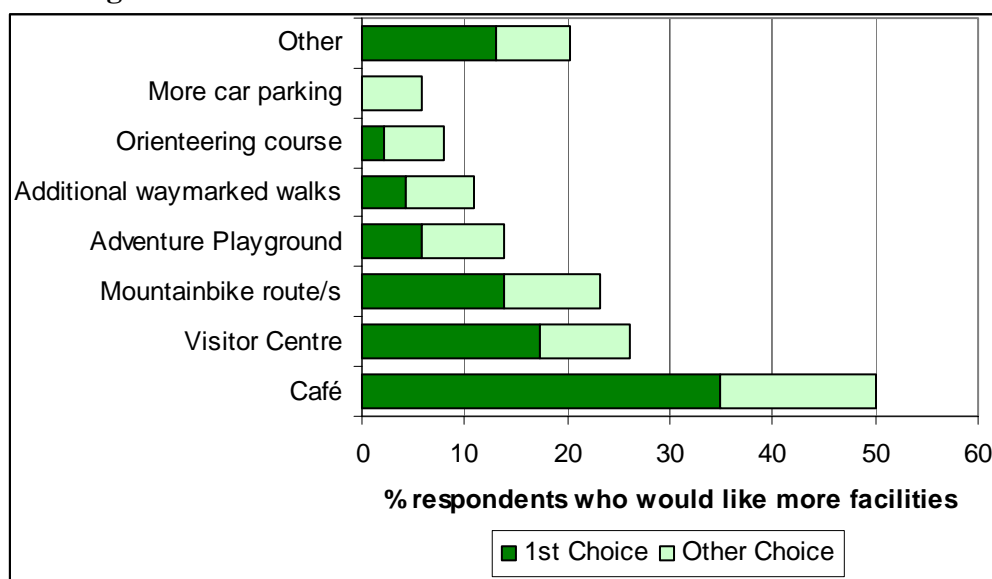
‘Yes Please’: 42 % overall

Over half of the respondents at the Forest Car Park agreed that this was desirable (54 %), but respondents at Pen Barras and above Brithdir Mawr were less keen (38 % and 16 % respectively).

The respondents who said they would like to see more facilities were asked which of a list of facilities they would most like to see. They were then asked what other facilities they would like to see, from the same list. Respondents at each of the three sites gave similar answers, and so they are presented together here.

Over one third (35 %) of those who would like to see more facilities said that a Café was most important, 17 % a visitor centre, 14 % mountainbike routes, 6 % an adventure playground, 4 % additional waymarked walks, and 2 % an orienteering course. 13 % suggested that something other than listed on the questionnaire was the most important. Suggestions were generally for leaflets about the site at the Forest Car Park, and more toilets at Pen Barras and above Brithdir Mawr (Figure 5 – dark green). All facilities received extra votes as a facility of secondary importance (Figure 5 – light green).

Figure 5: Preferred additional facilities for Coed Moel Famau



‘No thank you’: 55 % overall

Almost half of the respondents at the Forest Car Park said that new facilities within Coed Moel Famau were unnecessary (43 %). However, this opinion was more strongly felt at Pen Barras and above Brithdir Mawr (59 % and 84 % respectively). When asked why, a number of responses were given. Responses at the individual sites were similar, so will be presented together here.

Of the respondents who said they wouldn't like to see any new facilities within Coed Moel Famau, 27 % felt that the site did not need any changes and was fine as it is. 26 % thought that such developments would spoil or even ruin the area, with a further 8 % of the view that the area should not be commercialised. 6 % thought that with further development the site would become too busy or crowded, and 21 % requested that the site be kept natural.

Improvements to the site

Groups were asked what one thing could be improved there. 25 % groups at the Forest Car Park made suggestions, around half of the visitors at Pen Barras, and 71 % of those above Brithdir Mawr made suggestions.

Improvements which could be made at the Forest Car Park include more bins / no bins / less litter (13 groups), less bikes on paths / more bike routes (6), more information (3) and less dogs / dog mess (3). Other individuals suggested things like a sheltered picnic area, an artificial lake and more for the kids to do.

At Pen Barras, groups suggested improvements to the quality, cost or size of the car park (16), and 9 mentioned the problem of litter. More toilets were requested (8) as were separate cycle/ mountainbike tracks (8), a place to buy refreshments (5), information (4), shelter (3) and more native trees.

Above Brithdir Mawr requests were for more broadleaved trees (5) and better grip on the pathways with sleepers (3). Other individuals suggested things like more bike tracks, more small paths for walkers and more publicity.

COED MOEL FAMAU VISITOR SURVEY 2002

Batch

Time (24 hr clock)

Form

Hello; I am carrying out a survey for the Forestry Commission. Can you please spare a few minutes to answer some questions?

1. Have you travelled from home today?

Circle One

- Yes **1** *Skip to Q2*
 No **2** *Ask Q1a*

1a. What type of accommodation did you stay in last night?

Circle one

- Bed & Breakfast/ Guest House **1**
 Hotel **2**
 Camping/ Caravan **3**
 With friends/ relatives **4**
 Youth Hostel **5**
 Self Catering **6**
 Other **7**

2. How far have you travelled to get here today?

Circle one

- Up to 5 miles **1**
 6 - 15 miles **2**
 16 - 25 miles **3**
 26 - 50 miles **4**
 Over 50 miles **5**

3. What was the main type of transport you used to get here today? (The one used for the longest distance)

Circle one

- Car/ van **1**
 Minibus/ coach **2**
 Public transport **3**
 Bicycle **4**
 On foot **5**
 Other **6**

4. Have you been here before?

Circle One

- Yes **1** *Ask Q4a*
 No **2** *Skip to Q5*

4a. How often do you come here?

Circle one

- Most days **1**
 1 - 3 times a week **2**
 1 - 3 times a month **3**
 1 - 3 times a year **4**
 Less often **5**

5. How did you first find out about this woodland?

(if answer 4 - 8 ask Q5a, all others skip to Q6)

Circle One

- Always known **1**
 Friend/ relation **2**
 Road signs **3**
 Forest Enterprise leaflet **4**
 Other leaflet **5**
 Local guide book or map **6**
 Exhibitions/ displays **7**
 Newspaper/ TV/ Radio **8**
 FC Website **9**
 Other Website **10**
 Other **11**

Please specify _____

5a. Can you say where you saw it? (i.e. where picked up leaflet, which guide book/ map or exhibition, which TV/ Radio programme or newspaper)

6. What is the main purpose of your visit today?

Circle one

- Dog walking **1**
 Other walking **2**
 Cycling **3**
 Fresh air/ exercise **4**
 Watch wildlife/ birds **5**
 Relax/ picnic **6**
 Other **7**

Specify

7. How long in total are you staying at this site today?

| | |
|-------|------|
| | |
| hours | mins |

8. Have you used one of the waymarked walks?

Circle One

| | | |
|-----|----------|-------------|
| Yes | 1 | Ask Q9 |
| No | 2 | Skip to Q12 |

9. Which walk was it?

(if more than one, answer for the one used most recently)

Circle One

| | |
|----------|----------|
| Red | 1 |
| Blue | 2 |
| Unmarked | 3 |

10. What did you think of the route marking on the walk?

Circle One

| | |
|------------|----------|
| Very Good | 1 |
| Good | 2 |
| OK | 3 |
| Poor | 4 |
| Very Poor | 5 |
| No opinion | 6 |

11. What did you think of the quality of the path?

Circle One

| | |
|------------|----------|
| Very Good | 1 |
| Good | 2 |
| OK | 3 |
| Poor | 4 |
| Very Poor | 5 |
| No opinion | 6 |

12. I would like to ask you to rate any of the facilities that you have used here, on a scale of Very good, Good, OK, Poor or Very poor. What is your overall rating for:

(circle one number in each row)

| | VG | G | OK | P | VP | Not used |
|---------------------------|----------|----------|----------|----------|----------|----------|
| Picnic area | 1 | 2 | 3 | 4 | 5 | 6 |
| Toilets | 1 | 2 | 3 | 4 | 5 | 6 |
| Information boards | 1 | 2 | 3 | 4 | 5 | 6 |
| Car park | 1 | 2 | 3 | 4 | 5 | 6 |
| Road signs | 1 | 2 | 3 | 4 | 5 | 6 |

13. Would you like other facilities to be provided within Coed Moel Famau?

Circle One

| | | |
|-----|----------|-----------|
| Yes | 1 | Ask 13a |
| No | 2 | Go to 13c |

13a. If yes, what is the most important facility that you would like to see here?

Circle one

| | |
|-----------------------------|----------|
| Visitor Centre | 1 |
| Café | 2 |
| Adventure Playground | 3 |
| Mountain bike route/s | 4 |
| Orienteering course | 5 |
| Additional way marked walks | 6 |
| More car parking | 7 |
| Other (Specify) | 8 |

13b. What other facilities would you like to see at Coed Moel Famau?

Circle all

| | |
|-----------------------------|----------|
| Visitor Centre | 1 |
| Café | 2 |
| Adventure Playground | 3 |
| Mountain bike route/s | 4 |
| Orienteering course | 5 |
| Additional way marked walks | 6 |
| More car parking | 7 |
| Other (Specify) | 8 |

Skip to Q14

13c. If no, why not?

Why?

14. Have you used the other car parks in this area?

If yes *Circle One*

| | |
|------------------|----------|
| Bwlch Pen Barras | 1 |
| Loggerheads | 2 |
| Other | 3 |

15. This is a Forestry Commission wood/forest. On a scale of 1 to 5, where 1 means very good and 5 means very poor, how would you rate the management of this wood/ forest?

Circle One

| | |
|------------|----------|
| Very Good | 1 |
| Good | 2 |
| OK | 3 |
| Poor | 4 |
| Very Poor | 5 |
| No opinion | 6 |

16. If we could improve just one thing here, what would that be?

17. To give us an idea of where visitors come from, can you tell me your postcode?

Yes: Record full postcode

| | |
|--|--|
| | |
|--|--|

No: Record part postcode if possible, then ask Q17a.

17a. (only ask if full postcode not given) Can you tell me instead which town or other area you live in?

Record name of town or other area (e.g. English/Welsh county, Scottish council area, or country if from abroad)

18. Do you (or does anyone in your group) have any disability or special needs?

Circle One

| | | |
|-----|----------|--------------------|
| Yes | 1 | <i>Ask 16a</i> |
| No | 2 | <i>Skip to end</i> |

18a. What type of special need is it?

Circle all

| | | |
|----------|----------|----------|
| Sight | 1 | |
| Hearing | | 2 |
| Mobility | 3 | |
| Other | | 4 |

Specify

That's all! Thank you very much for your time.

Please indicate on below the age and ethnic origin of the group – don't ask!

Group size - Please enter number of people in each category in each box

| | Male | | Female |
|----------------------|----------------------|---------------------------|----------------------|
| <input type="text"/> | <input type="text"/> | Senior Citizens (Age 60+) | <input type="text"/> |
| <input type="text"/> | <input type="text"/> | Other Adults (Age 25-59) | <input type="text"/> |
| <input type="text"/> | <input type="text"/> | Young Adults (Age 16-24) | <input type="text"/> |
| <input type="text"/> | <input type="text"/> | Children (Under 16) | <input type="text"/> |
| | | | |
| <input type="text"/> | <input type="text"/> | Predominantly White | <input type="text"/> |
| <input type="text"/> | <input type="text"/> | Asian | <input type="text"/> |
| <input type="text"/> | <input type="text"/> | Afro-Caribbean | <input type="text"/> |
| | | | |
| <input type="text"/> | <input type="text"/> | Dogs | <input type="text"/> |
| | | | |
| <input type="text"/> | <input type="text"/> | Bicycles | <input type="text"/> |

COED MOEL FAMAU Vi si tor Survey - 2002

| | ABOVE | BRI THDIR | FOREST CAR | MAWR | PARK | PEN BARRAS | ALL |
|-------|-------|-----------|------------|------|------|------------|-----|
| | N | N | N | N | N | N | N |
| , ALL | 38, | 141, | 148, | 327, | | | |

1. Have you travelled from home today?

| | ABOVE | BRI THDIR | FOREST CAR | MAWR | PARK | PEN BARRAS | Total |
|---------|----------|-----------|------------|-----------|---------|------------|---------|
| | No. , % | No. , % | No. , % | No. , % | No. , % | No. , % | No. , % |
| , Yes | 31, 82, | 127, 90, | 123, 83, | 281, 86, | | | |
| , No | 7, 18, | 14, 10, | 25, 17, | 46, 14, | | | |
| , Total | 38, 100, | 141, 100, | 148, 100, | 327, 100, | | | |

(those who spent a night away from home)

1a. What type of accommodation did you stay in last night?

| | ABOVE | BRI THDIR | FOREST CAR | MAWR | PARK | PEN BARRAS | Total |
|--------------------------|---------|-----------|------------|----------|---------|------------|---------|
| | No. , % | No. , % | No. , % | No. , % | No. , % | No. , % | No. , % |
| , Bed & Breakfast | 3, 43, | 1, 7, | 2, 8, | 6, 13, | | | |
| , Hotel | 1, 14, | 2, 14, | 3, 12, | 6, 13, | | | |
| , Camping/Caravan | 2, 29, | 7, 50, | 4, 16, | 13, 28, | | | |
| , At fri ends/rel atives | ., ., | 2, 14, | 13, 52, | 15, 33, | | | |
| , Youth Hostel | ., ., | 2, 14, | ., ., | 2, 4, | | | |
| , Sel f Catering | 1, 14, | ., ., | ., ., | 1, 2, | | | |
| , Other | ., ., | ., ., | 3, 12, | 3, 7, | | | |
| , Total | 7, 100, | 14, 100, | 25, 100, | 46, 100, | | | |

2. How far have you travelled to get here today

| | ABOVE | BRI THDIR | FOREST CAR | MAWR | PARK | PEN BARRAS | Total |
|------------------|----------|-----------|------------|-----------|---------|------------|---------|
| | No. , % | No. , % | No. , % | No. , % | No. , % | No. , % | No. , % |
| , Up to 5 mi les | 10, 26, | 51, 36, | 33, 22, | 94, 29, | | | |
| , 6-15 mi les | 14, 37, | 41, 29, | 43, 29, | 98, 30, | | | |
| , 16-25 mi les | 8, 21, | 21, 15, | 24, 16, | 53, 16, | | | |
| , 26-50 mi les | 4, 11, | 21, 15, | 37, 25, | 62, 19, | | | |
| , Over 50 mi les | 2, 5, | 7, 5, | 10, 7, | 19, 6, | | | |
| , Mi ssi ng | ., ., | ., ., | 1, 1, | 1, 0, | | | |
| , Total | 38, 100, | 141, 100, | 148, 100, | 327, 100, | | | |

„ffffffffffffffffffffffffffffffff..ffffffffffff..ffffffffffff..ffffffffffff..ffffffffffff†

| 3. Main type of transport used to get here today | ABOVE | BRI THDIR | FOREST CAR | MAWR | PARK | PEN BARRAS | Total | |
|--|-------|-----------|------------|------|------|------------|-------|-----|
| | No. | % | No. | % | No. | % | No. | % |
| Car/Van | 29 | 76 | 128 | 91 | 139 | 94 | 296 | 91 |
| Mini bus/coach | 1 | 3 | 4 | 3 | . | . | 5 | 2 |
| Bicycle | 3 | 8 | 2 | 1 | 3 | 2 | 8 | 2 |
| On foot | 5 | 13 | 7 | 5 | 5 | 3 | 17 | 5 |
| Other | . | . | . | . | 1 | 1 | 1 | 0 |
| Total | 38 | 100 | 141 | 100 | 148 | 100 | 327 | 100 |

‡ffffffff..ffffff~ffffff~ffffff~ffffff~ffffff~ffffff~ffffff~ffffff~ffffff%
 †ffffffffffffffffffffffffffffffff~ffffff~ffffff~ffffff~ffffff~ffffff~ffffff~ffffff~ffffff~ffffff%
 \$ffffffffffffffffffffffffffffffff<fffff<fffff<fffff<fffff<fffff<fffff<fffff<fffff€

„ffffffffffffffffffffffffffffffff..ffffffffffff..ffffffffffff..ffffffffffff..ffffffffffff†

| 4. Have you been to Coed Moel Famau before | ABOVE | BRI THDIR | FOREST CAR | MAWR | PARK | PEN BARRAS | Total | |
|--|-------|-----------|------------|------|------|------------|-------|-----|
| | No. | % | No. | % | No. | % | No. | % |
| Yes | 31 | 82 | 114 | 81 | 133 | 90 | 278 | 85 |
| No | 7 | 18 | 27 | 19 | 15 | 10 | 49 | 15 |
| Total | 38 | 100 | 141 | 100 | 148 | 100 | 327 | 100 |

‡ffffffff..ffffff~ffffff~ffffff~ffffff~ffffff~ffffff~ffffff~ffffff~ffffff%
 †ffffffffffffffffffffffffffffffff~ffffff~ffffff~ffffff~ffffff~ffffff~ffffff~ffffff~ffffff~ffffff%
 \$ffffffffffffffffffffffffffffffff<fffff<fffff<fffff<fffff<fffff<fffff<fffff<fffff€

(Those who have been before)

„ffffffffffffffffffffffffffffffff..ffffffffffff..ffffffffffff..ffffffffffff..ffffffffffff†

| 4a. How often do you come to, Nant yr Ari an? | ABOVE | BRI THDIR | FOREST CAR | MAWR | PARK | PEN BARRAS | Total | |
|---|-------|-----------|------------|------|------|------------|-------|-----|
| | No. | % | No. | % | No. | % | No. | % |
| Most days | . | . | 14 | 12 | 3 | 2 | 17 | 6 |
| 1-3 times a week | 5 | 16 | 28 | 25 | 11 | 8 | 44 | 16 |
| 1-3 times a month | 10 | 32 | 24 | 21 | 28 | 21 | 62 | 22 |
| 1-3 times a year | 10 | 32 | 28 | 25 | 65 | 49 | 103 | 37 |
| Less often | 5 | 16 | 20 | 18 | 26 | 20 | 51 | 18 |
| Missing | 1 | 3 | . | . | . | . | 1 | 0 |
| Total | 31 | 100 | 114 | 100 | 133 | 100 | 278 | 100 |

‡ffffffff..ffffff~ffffff~ffffff~ffffff~ffffff~ffffff~ffffff~ffffff~ffffff%
 †ffffffffffffffffffffffffffffffff~ffffff~ffffff~ffffff~ffffff~ffffff~ffffff~ffffff~ffffff~ffffff%
 \$ffffffffffffffffffffffffffffffff<fffff<fffff<fffff<fffff<fffff<fffff<fffff<fffff€

| „ff.....fffffffffffff.....fffffffffffff.....fffffffffffff.....fffffffffffff† | | | | | | | | | |
|--|-------|--------|--------|--------|--------|--------|--------|--------|--|
| , 5. How did you find out | | | | | | | | | |
| , about this woodland? | | | | | | | | | |
| , ABOVE | | | | | | | | | |
| , BRITHDIR , FOREST CAR , | | | | | | | | | |
| , MAWR , PARK , PEN BARRAS , Total | | | | | | | | | |
| , †fffff.....fffff^fffff~fffff^fffff~fffff~fffff~fffff~fffff~fffff% ₀₀ | | | | | | | | | |
| , No. , % , No. , % , No. , % , No. , % , | | | | | | | | | |
| , †ff^fffff^fffff^fffff^fffff^fffff^fffff^fffff^fffff^fffff% ₀₀ | | | | | | | | | |
| , Always known | , 23, | , 61, | , 95, | , 67, | , 88, | , 59, | , 206, | , 63, | |
| , Friend/relati on | , 10, | , 26, | , 28, | , 20, | , 35, | , 24, | , 73, | , 22, | |
| , Road si gns | , ., | , ., | , 7, | , 5, | , ., | , ., | , 7, | , 2, | |
| , FE leaflets | , ., | , ., | , 1, | , 1, | , ., | , ., | , 1, | , 0, | |
| , Other leaflet | , ., | , ., | , 1, | , 1, | , ., | , ., | , 1, | , 0, | |
| , Local guide book or map | , ., | , ., | , 3, | , 2, | , 9, | , 6, | , 12, | , 4, | |
| , Newspaper/TV/Radio | , ., | , ., | , ., | , ., | , 1, | , 1, | , 1, | , 0, | |
| , FC Websi te | , 1, | , 3, | , ., | , ., | , ., | , ., | , 1, | , 0, | |
| , Other Websi te | , 2, | , 5, | , ., | , ., | , ., | , ., | , 2, | , 1, | |
| , Other | , 2, | , 5, | , 6, | , 4, | , 13, | , 9, | , 21, | , 6, | |
| , mi ssi ng | , ., | , ., | , ., | , ., | , 2, | , 1, | , 2, | , 1, | |
| , Total | , 38, | , 100, | , 141, | , 100, | , 148, | , 100, | , 327, | , 100, | |
| \$ff<fffff<fffff<fffff<fffff<fffff<fffff<fffff<fffff<fffffE | | | | | | | | | |

| „ff.....fffffffffffff.....fffffffffffff.....fffffffffffff.....fffffffffffff† | | | | | | | | | |
|--|-------|--------|--------|--------|--------|--------|--------|--------|--|
| , 6. What is the main purpose | | | | | | | | | |
| , of your visit today? | | | | | | | | | |
| , ABOVE | | | | | | | | | |
| , BRITHDIR , FOREST CAR , | | | | | | | | | |
| , MAWR , PARK , PEN BARRAS , Total | | | | | | | | | |
| , †fffff.....fffff^fffff~fffff^fffff~fffff~fffff~fffff~fffff~fffff% ₀₀ | | | | | | | | | |
| , No. , % , No. , % , No. , % , No. , % , | | | | | | | | | |
| , †ff^fffff^fffff^fffff^fffff^fffff^fffff^fffff^fffff^fffff% ₀₀ | | | | | | | | | |
| , Dog wal ki ng | , 2, | , 5, | , 49, | , 35, | , 12, | , 8, | , 63, | , 19, | |
| , Other wal ki ng | , 1, | , 3, | , 60, | , 43, | , 66, | , 45, | , 127, | , 39, | |
| , Cycl i ng | , 6, | , 16, | , 9, | , 6, | , 3, | , 2, | , 18, | , 6, | |
| , Fresh ai r/exerci se | , 29, | , 76, | , 9, | , 6, | , 28, | , 19, | , 66, | , 20, | |
| , Watch wi ldl i fe/bi rds | , ., | , ., | , 1, | , 1, | , 1, | , 1, | , 2, | , 1, | |
| , Rel ax/pi cni c | , ., | , ., | , 9, | , 6, | , 33, | , 22, | , 42, | , 13, | |
| , Other | , ., | , ., | , 3, | , 2, | , 5, | , 3, | , 8, | , 2, | |
| , None | , ., | , ., | , 1, | , 1, | , ., | , ., | , 1, | , 0, | |
| , Total | , 38, | , 100, | , 141, | , 100, | , 148, | , 100, | , 327, | , 100, | |
| \$ff<fffff<fffff<fffff<fffff<fffff<fffff<fffff<fffff<fffffE | | | | | | | | | |

| „ff.....fffffffffffff.....fffffffffffff.....fffffffffffff.....fffffffffffff† | | | | | | | | | |
|--|-------|--------|--------|--------|--------|--------|--------|--------|--|
| , 7. Length of stay | | | | | | | | | |
| , ABOVE | | | | | | | | | |
| , BRITHDIR , FOREST CAR , | | | | | | | | | |
| , MAWR , PARK , PEN BARRAS , Total | | | | | | | | | |
| , †fffff.....fffff^fffff~fffff^fffff~fffff~fffff~fffff~fffff~fffff% ₀₀ | | | | | | | | | |
| , No. , % , No. , % , No. , % , No. , % , | | | | | | | | | |
| , †ff^fffff^fffff^fffff^fffff^fffff^fffff^fffff^fffff^fffff% ₀₀ | | | | | | | | | |
| , Mi ssi ng | , ., | , ., | , 4, | , 3, | , 1, | , 1, | , 5, | , 2, | |
| , Around 1/2 hr | , ., | , ., | , 10, | , 7, | , 28, | , 19, | , 38, | , 12, | |
| , Around an hour | , 2, | , 5, | , 11, | , 8, | , 22, | , 15, | , 35, | , 11, | |
| , Around 2 hrs | , 6, | , 16, | , 63, | , 45, | , 49, | , 33, | , 118, | , 36, | |
| , Around 3 hrs | , 7, | , 18, | , 33, | , 23, | , 28, | , 19, | , 68, | , 21, | |
| , Around 4 hrs + | , 23, | , 61, | , 20, | , 14, | , 20, | , 14, | , 63, | , 19, | |
| , Total | , 38, | , 100, | , 141, | , 100, | , 148, | , 100, | , 327, | , 100, | |
| \$ff<fffff<fffff<fffff<fffff<fffff<fffff<fffff<fffff<fffffE | | | | | | | | | |

„ffffffffffffffffffffffffffffffff.....ffffffffffff...ffffffffffff...ffffffffffff...ffffffffffff†

| 8. Have you used one of the waymarked walks? | ABOVE | BRI THDIR | FOREST CAR | MAWR | PARK | PEN BARRAS | Total | |
|--|-------|-----------|------------|------|------|------------|-------|-----|
| | No. | % | No. | % | No. | % | No. | % |
| , Yes | 30 | 79 | 74 | 52 | 98 | 66 | 202 | 62 |
| , No | 5 | 13 | 66 | 47 | 50 | 34 | 121 | 37 |
| , Mi ssi ng | 3 | 8 | 1 | 1 | . | . | 4 | 1 |
| , Total | 38 | 100 | 141 | 100 | 148 | 100 | 327 | 100 |

§ffffffffffffffffffffffffffffffff<fffff<fffff<fffff<fffff<fffff<fffff<fffff<fffffE

(Those who have walked the waymarked walks)

„ffffffffffffffffffffffffffffffff.....ffffffffffff...ffffffffffff...ffffffffffff...ffffffffffff†

| 9. Which walk was it? | ABOVE | BRI THDIR | FOREST CAR | MAWR | PARK | PEN BARRAS | Total | |
|-----------------------|-------|-----------|------------|------|------|------------|-------|-----|
| | No. | % | No. | % | No. | % | No. | % |
| , Red | . | . | 26 | 35 | 7 | 7 | 33 | 16 |
| , Bl ue | . | . | 34 | 46 | 78 | 80 | 112 | 55 |
| , Unmarked | 30 | 100 | 6 | 8 | 8 | 8 | 44 | 22 |
| , Mi ssi ng | . | . | 8 | 11 | 5 | 5 | 13 | 6 |
| , Total | 30 | 100 | 74 | 100 | 98 | 100 | 202 | 100 |

§ffffffffffffffffffffffffffffffff<fffff<fffff<fffff<fffff<fffff<fffff<fffff<fffffE

(Those who have walked the waymarked walks)

„ffffffffffffffffffffffffffffffff.....ffffffffffff...ffffffffffff...ffffffffffff...ffffffffffff†

| 10. What did you think of the route markings on the walk? | ABOVE | BRI THDIR | FOREST CAR | MAWR | PARK | PEN BARRAS | Total | |
|---|-------|-----------|------------|------|------|------------|-------|-----|
| | No. | % | No. | % | No. | % | No. | % |
| , Very Good | 6 | 20 | 44 | 59 | 33 | 34 | 83 | 41 |
| , Good | 18 | 60 | 22 | 30 | 31 | 32 | 71 | 35 |
| , OK | 4 | 13 | 5 | 7 | 5 | 5 | 14 | 7 |
| , Poor | . | . | 1 | 1 | . | . | 1 | 0 |
| , Very Poor | 1 | 3 | . | . | . | . | 1 | 0 |
| , No Opi ni on | 1 | 3 | . | . | 28 | 29 | 29 | 14 |
| , Mi ssi ng | . | . | 2 | 3 | 1 | 1 | 3 | 1 |
| , Total | 30 | 100 | 74 | 100 | 98 | 100 | 202 | 100 |

§ffffffffffffffffffffffffffffffff<fffff<fffff<fffff<fffff<fffff<fffff<fffff<fffffE

(Those who have walked the waymarked walks)

„ffffffffffffffffffffffffffffffff.....ffffffffffff...ffffffffffff...ffffffffffff...ffffffffffff†

| 11. What did you think of the quality of the path? | ABOVE | BRI THDIR | FOREST CAR | MAWR | PARK | PEN BARRAS | Total | |
|--|-------|-----------|------------|------|------|------------|-------|-----|
| | No. | % | No. | % | No. | % | No. | % |
| , Very Good | 4 | 13 | 38 | 51 | 36 | 37 | 78 | 39 |
| , Good | 12 | 40 | 26 | 35 | 32 | 33 | 70 | 35 |
| , OK | 12 | 40 | 8 | 11 | 9 | 9 | 29 | 14 |
| , Poor | 2 | 7 | 1 | 1 | 1 | 1 | 4 | 2 |
| , No Opi ni on | . | . | . | . | 19 | 19 | 19 | 9 |
| , Mi ssi ng | . | . | 1 | 1 | 1 | 1 | 2 | 1 |
| , Total | 30 | 100 | 74 | 100 | 98 | 100 | 202 | 100 |

§ffffffffffffffffffffffffffffffff<fffff<fffff<fffff<fffff<fffff<fffff<fffff<fffffE

„ffffffffffffffffffffffffffffffff..ffffffffffff..ffffffffffff..ffffffffffff..ffffffffffff†

| 12. Rate facilities used | ABOVE | | | | | | | | |
|--------------------------|-----------|------------|------------|--------|--------|--------|--------|--------|--------|
| here: Picnic Area | BRI THDIR | FOREST CAR | | | | | | | |
| | MAWR | PARK | PEN BARRAS | Total | | | | | |
| | †fffff | ..fffff | ^fffff | ~fffff | ^fffff | ~fffff | ^fffff | ~fffff | ^fffff |
| | No. | % | No. | % | No. | % | No. | % | No. |
| Very good | .. | .. | 56, | 40, | 25, | 17, | 81, | 25, | |
| Good | 5, | 13, | 32, | 23, | 18, | 12, | 55, | 17, | |
| OK | .. | .. | 2, | 1, | 5, | 3, | 7, | 2, | |
| Not used | 30, | 79, | 49, | 35, | 99, | 67, | 178, | 54, | |
| Missing | 3, | 8, | 2, | 1, | 1, | 1, | 6, | 2, | |
| Total | 38, | 100, | 141, | 100, | 148, | 100, | 327, | 100, | |

§ffffffffffffffffffffffffffffffff<fffff<fffff<fffff<fffff<fffff<fffff<fffff<fffffE

COED MOEL FAMAU Visitor Survey - 2002

„ffffffffffffffffffffffffffffffff..ffffffffffff..ffffffffffff..ffffffffffff..ffffffffffff†

| 12. Rate facilities used | ABOVE | | | | | | | | |
|--------------------------|-----------|------------|------------|--------|--------|--------|--------|--------|--------|
| here: Toilets | BRI THDIR | FOREST CAR | | | | | | | |
| | MAWR | PARK | PEN BARRAS | Total | | | | | |
| | †fffff | ..fffff | ^fffff | ~fffff | ^fffff | ~fffff | ^fffff | ~fffff | ^fffff |
| | No. | % | No. | % | No. | % | No. | % | No. |
| Very good | 1, | 3, | 43, | 30, | 26, | 18, | 70, | 21, | |
| Good | 13, | 34, | 43, | 30, | 23, | 16, | 79, | 24, | |
| OK | 5, | 13, | 25, | 18, | 9, | 6, | 39, | 12, | |
| Poor | .. | .. | 1, | 1, | .. | .. | 1, | 0, | |
| Not used | 16, | 42, | 25, | 18, | 90, | 61, | 131, | 40, | |
| Missing | 3, | 8, | 4, | 3, | .. | .. | 7, | 2, | |
| Total | 38, | 100, | 141, | 100, | 148, | 100, | 327, | 100, | |

§ffffffffffffffffffffffffffffffff<fffff<fffff<fffff<fffff<fffff<fffff<fffff<fffffE

„ffffffffffffffffffffffffffffffff..ffffffffffff..ffffffffffff..ffffffffffff..ffffffffffff†

| 12. Rate facilities used | ABOVE | | | | | | | | |
|--------------------------|-----------|------------|------------|--------|--------|--------|--------|--------|--------|
| here: Information Boards | BRI THDIR | FOREST CAR | | | | | | | |
| | MAWR | PARK | PEN BARRAS | Total | | | | | |
| | †fffff | ..fffff | ^fffff | ~fffff | ^fffff | ~fffff | ^fffff | ~fffff | ^fffff |
| | No. | % | No. | % | No. | % | No. | % | No. |
| Very good | 2, | 5, | 13, | 9, | 35, | 24, | 50, | 15, | |
| Good | 17, | 45, | 43, | 30, | 38, | 26, | 98, | 30, | |
| OK | 5, | 13, | 33, | 23, | 5, | 3, | 43, | 13, | |
| Poor | 1, | 3, | 16, | 11, | 2, | 1, | 19, | 6, | |
| Very Poor | .. | .. | 2, | 1, | .. | .. | 2, | 1, | |
| Not used | 11, | 29, | 31, | 22, | 68, | 46, | 110, | 34, | |
| Missing | 2, | 5, | 3, | 2, | .. | .. | 5, | 2, | |
| Total | 38, | 100, | 141, | 100, | 148, | 100, | 327, | 100, | |

§ffffffffffffffffffffffffffffffff<fffff<fffff<fffff<fffff<fffff<fffff<fffff<fffffE

„ffffffffffffffffffffffffffffffff..ffffffffffff..ffffffffffff..ffffffffffff..ffffffffffff†

| 12. Rate facilities used | ABOVE | | | | | | | | |
|--------------------------|-----------|------------|------------|--------|--------|--------|--------|--------|--------|
| here: Car Park | BRI THDIR | FOREST CAR | | | | | | | |
| | MAWR | PARK | PEN BARRAS | Total | | | | | |
| | †fffff | ..fffff | ^fffff | ~fffff | ^fffff | ~fffff | ^fffff | ~fffff | ^fffff |
| | No. | % | No. | % | No. | % | No. | % | No. |
| Very good | .. | .. | 95, | 67, | 53, | 36, | 148, | 45, | |
| Good | 13, | 34, | 32, | 23, | 76, | 51, | 121, | 37, | |
| OK | 13, | 34, | 4, | 3, | 12, | 8, | 29, | 9, | |
| Poor | .. | .. | .. | .. | 1, | 1, | 1, | 0, | |
| Not used | 9, | 24, | 6, | 4, | 6, | 4, | 21, | 6, | |
| Missing | 3, | 8, | 4, | 3, | .. | .. | 7, | 2, | |
| Total | 38, | 100, | 141, | 100, | 148, | 100, | 327, | 100, | |

§ffffffffffffffffffffffffffffffff<fffff<fffff<fffff<fffff<fffff<fffff<fffff<fffffE

COED MOEL FAMAU Visitor Survey - 2002

„ffffffffffffffffffffffffffffffff.....ffffffffffff.....ffffffffffff.....ffffffffffff.....ffffffffffff†

| 12. Rate facilities used here: Road Signs | ABOVE | BRI THDIR | FOREST CAR | MAWR | PARK | PEN BARRAS | Total |
|---|-------|-----------|------------|------|------|------------|-------|
| | No. | % | No. | % | No. | % | No. |
| Very good | 3, | 8, | 77, | 55, | 53, | 36, | 133, |
| Good | 25, | 66, | 39, | 28, | 52, | 35, | 116, |
| OK | 1, | 3, | 11, | 8, | 3, | 2, | 15, |
| Poor | ., | ., | 1, | 1, | 4, | 3, | 5, |
| Not used | 5, | 13, | 9, | 6, | 33, | 22, | 47, |
| Missing | 4, | 11, | 4, | 3, | 3, | 2, | 11, |
| Total | 38, | 100, | 141, | 100, | 148, | 100, | 327, |

‡ffffffff.....ffffff~ffffff~ffffff~ffffff~ffffff~ffffff~ffffff~ffffff~ffffff%
 §ffffffffffffffffffffffffffffffff<fffff<fffff<fffff<fffff<fffff<fffff<fffff<fffffE

„ffffffffffffffffffffffffffffffff.....ffffffffffff.....ffffffffffff.....ffffffffffff.....ffffffffffff†

| 13. Would you like other facilities to be provided within Coed Moel Famau? | ABOVE | BRI THDIR | FOREST CAR | MAWR | PARK | PEN BARRAS | Total |
|--|-------|-----------|------------|------|------|------------|-------|
| | No. | % | No. | % | No. | % | No. |
| Yes | 6, | 16, | 76, | 54, | 56, | 38, | 138, |
| No | 32, | 84, | 60, | 43, | 88, | 59, | 180, |
| Missing | ., | ., | 5, | 4, | 4, | 3, | 9, |
| Total | 38, | 100, | 141, | 100, | 148, | 100, | 327, |

‡ffffffff.....ffffff~ffffff~ffffff~ffffff~ffffff~ffffff~ffffff~ffffff~ffffff%
 §ffffffffffffffffffffffffffffffff<fffff<fffff<fffff<fffff<fffff<fffff<fffff<fffffE

(Only those who would like other facilities provided)

„ffffffffffffffffffffffffffffffff.....ffffffffffff.....ffffffffffff.....ffffffffffff.....ffffffffffff†

| 13a. What is the most important facility you would like to see? | ABOVE | BRI THDIR | FOREST CAR | MAWR | PARK | PEN BARRAS | Total |
|---|-------|-----------|------------|------|------|------------|-------|
| | No. | % | No. | % | No. | % | No. |
| Visitor Centre | ., | ., | 12, | 16, | 12, | 21, | 24, |
| Cafe | 1, | 17, | 27, | 36, | 20, | 36, | 48, |
| Adventure playground | ., | ., | 6, | 8, | 2, | 4, | 8, |
| Mountain bike route/s | 1, | 17, | 10, | 13, | 8, | 14, | 19, |
| Orienteering course | ., | ., | ., | ., | 3, | 5, | 3, |
| Additional waymarked walks | ., | ., | 6, | 8, | ., | ., | 6, |
| Other | 4, | 67, | 5, | 7, | 9, | 16, | 18, |
| Missing | ., | ., | 10, | 13, | 2, | 4, | 12, |
| Total | 6, | 100, | 76, | 100, | 56, | 100, | 138, |

‡ffffffff.....ffffff~ffffff~ffffff~ffffff~ffffff~ffffff~ffffff~ffffff~ffffff%
 §ffffffffffffffffffffffffffffffff<fffff<fffff<fffff<fffff<fffff<fffff<fffff<fffffE

COED MOEL FAMAU Visitor Survey - 2002

(Includes multiple responses)

(Only those who would like other facilities provided)

| 13b. What other facilities would you like to see | ABOVE | BRI THDIR | FOREST CAR PARK | PEN BARRAS | Total | | | |
|--|-------|-----------|-----------------|------------|-------|-----|-----|-----|
| | No. | % | No. | % | No. | % | | |
| Visitor Centre | 1 | 14 | 8 | 9 | 3 | 5 | 12 | 7 |
| Cafe | 2 | 29 | 11 | 12 | 8 | 12 | 21 | 13 |
| Adventure playground | | | 7 | 8 | 4 | 6 | 11 | 7 |
| Mountain bike route/s | | | 7 | 8 | 6 | 9 | 13 | 8 |
| Orienteering course | 2 | 29 | 2 | 2 | 4 | 6 | 8 | 5 |
| Additional waymarked walks | | | 4 | 4 | 5 | 8 | 9 | 6 |
| More car parking | | | 2 | 2 | 6 | 9 | 8 | 5 |
| Other | | | 7 | 8 | 3 | 5 | 10 | 6 |
| Mis si ng | 2 | 29 | 41 | 46 | 27 | 41 | 70 | 43 |
| Total | 7 | 100 | 89 | 100 | 66 | 100 | 162 | 100 |

| 14. Have you used the other car parks in this area | ABOVE | BRI THDIR | FOREST CAR PARK | PEN BARRAS | Total | | | |
|--|-------|-----------|-----------------|------------|-------|-----|----|-----|
| | No. | % | No. | % | No. | % | | |
| Yes | 6 | 100 | 25 | 100 | 1 | 100 | 32 | 100 |
| Total | 6 | 100 | 25 | 100 | 1 | 100 | 32 | 100 |

Only those who said yes to using another carpark

| 14. Have you used the other car parks in this area | ABOVE | BRI THDIR | FOREST CAR PARK | PEN BARRAS | Total | | | |
|--|-------|-----------|-----------------|------------|-------|-----|----|-----|
| | No. | % | No. | % | No. | % | | |
| Bwlch Pen Barras | 6 | 100 | 25 | 100 | 1 | 100 | 32 | 100 |
| Total | 6 | 100 | 25 | 100 | 1 | 100 | 32 | 100 |

| 15. Rate the management of this wood/forest? | ABOVE | BRI THDIR | FOREST CAR PARK | PEN BARRAS | Total | | | |
|--|-------|-----------|-----------------|------------|-------|-----|-----|-----|
| | No. | % | No. | % | No. | % | | |
| Very Good | 9 | 24 | 60 | 43 | 61 | 41 | 130 | 40 |
| Good | 21 | 55 | 47 | 33 | 50 | 34 | 118 | 36 |
| OK | 6 | 16 | 8 | 6 | 12 | 8 | 26 | 8 |
| Poor | | | 2 | 1 | 2 | 1 | 4 | 1 |
| No Opi ni on | 1 | 3 | 23 | 16 | 20 | 14 | 44 | 13 |
| Mi ssi ng | 1 | 3 | 1 | 1 | 3 | 2 | 5 | 2 |
| Total | 38 | 100 | 141 | 100 | 148 | 100 | 327 | 100 |

APPENDIX 2

COED MOEL FAMAU TABLES 2002

COED MOEL FAMAU Visitor Survey - 2002

| | ABOVE | BRI THDIR | FOREST CAR | MAWR | PARK | PEN BARRAS | Total |
|---|-------|-----------|------------|------|------|------------|-------|
| 18. Do you have any disability or special needs | | | | | | | |
| Yes | 1 | 3 | 4 | 3 | 21 | 14 | 8 |
| No | 36 | 95 | 131 | 93 | 124 | 84 | 291 |
| Missing | 1 | 3 | 6 | 4 | 3 | 2 | 10 |
| Total | 38 | 100 | 141 | 100 | 148 | 100 | 327 |

(Only those with a special need - Includes multiple responses)

| | ABOVE | BRI THDIR | FOREST CAR | MAWR | PARK | PEN BARRAS | Total |
|--------------------------------------|-------|-----------|------------|------|------|------------|-------|
| 18a. What type of special need is it | | | | | | | |
| Sight | 1 | 100 | 1 | 25 | 4 | 17 | 5 |
| Hearing | 1 | 100 | 1 | 25 | 3 | 13 | 5 |
| Mobility | 1 | 100 | 4 | 17 | 5 | 17 | 17 |
| Other | 1 | 100 | 2 | 50 | 15 | 63 | 17 |
| Missing | 1 | 100 | 1 | 4 | 1 | 3 | 3 |
| Total | 1 | 100 | 4 | 100 | 24 | 100 | 29 |

Group size

| Number in Group | ABOVE | BRI THDIR | FOREST CAR | MAWR | PARK | PEN BARRAS | Total |
|-----------------|-------|-----------|------------|------|------|------------|-------|
| 0 | 3 | 2 | 3 | 1 | | | 1 |
| 1 | 13 | 34 | 26 | 18 | 26 | 18 | 65 |
| 2 | 18 | 47 | 56 | 40 | 58 | 39 | 132 |
| 3 | 3 | 8 | 15 | 11 | 17 | 11 | 35 |
| 4 | 2 | 5 | 22 | 16 | 23 | 16 | 47 |
| 5 | 12 | 9 | 13 | 9 | 25 | 8 | 8 |
| 6 or more | 2 | 5 | 10 | 7 | 8 | 5 | 20 |
| Total | 38 | 100 | 141 | 100 | 148 | 100 | 327 |

APPENDIX 2

COED MOEL FAMAU TABLES 2002

COED MOEL FAMAU Visitor Survey - 2002

| „ff...ffffffffffff...ffffffffffff...ffffffffffff...ffffffffffff† | | | | | | | | | |
|--|---|-----------|------|------------|------|------------|------|-------|--|
| Number of Males | ABOVE | BRI THDIR | | FOREST CAR | | PEN BARRAS | | Total | |
| | MAWR | PARK | | | | | | | |
| | ‡fffff...fffff~fffff...fffff~fffff...fffff~fffff...fffff~fffff...fffff% | | | | | | | | |
| | No. | % | No. | % | No. | % | No. | % | |
| ‡ff~fffff~fffff~fffff~fffff~fffff~fffff~fffff~fffff% | | | | | | | | | |
| ,0 | 5, | 13, | 14, | 10, | 18, | 12, | 37, | 11, | |
| ,1 | 25, | 66, | 67, | 48, | 69, | 47, | 161, | 49, | |
| ,2 | 4, | 11, | 29, | 21, | 44, | 30, | 77, | 24, | |
| ,3 | 4, | 11, | 20, | 14, | 11, | 7, | 35, | 11, | |
| ,4 | ., | ., | 5, | 4, | 3, | 2, | 8, | 2, | |
| ,5 | ., | ., | 4, | 3, | 1, | 1, | 5, | 2, | |
| ,6 or more | ., | ., | 2, | 1, | 2, | 1, | 4, | 1, | |
| ,Total | 38, | 100, | 141, | 100, | 148, | 100, | 327, | 100, | |
| §ff<fffff<fffff<fffff<fffff<fffff<fffff<fffff<fffffE | | | | | | | | | |

| „ff...ffffffffffff...ffffffffffff...ffffffffffff...ffffffffffff† | | | | | | | | | |
|--|---|-----------|------|------------|------|------------|------|-------|--|
| Number of Females | ABOVE | BRI THDIR | | FOREST CAR | | PEN BARRAS | | Total | |
| | MAWR | PARK | | | | | | | |
| | ‡fffff...fffff~fffff...fffff~fffff...fffff~fffff...fffff~fffff...fffff% | | | | | | | | |
| | No. | % | No. | % | No. | % | No. | % | |
| ‡ff~fffff~fffff~fffff~fffff~fffff~fffff~fffff~fffff% | | | | | | | | | |
| ,0 | 14, | 37, | 36, | 26, | 37, | 25, | 87, | 27, | |
| ,1 | 18, | 47, | 60, | 43, | 57, | 39, | 135, | 41, | |
| ,2 | 3, | 8, | 29, | 21, | 36, | 24, | 68, | 21, | |
| ,3 | 3, | 8, | 11, | 8, | 12, | 8, | 26, | 8, | |
| ,4 | ., | ., | ., | ., | 4, | 3, | 4, | 1, | |
| ,5 | ., | ., | 3, | 2, | 1, | 1, | 4, | 1, | |
| ,6 or more | ., | ., | 2, | 1, | 1, | 1, | 3, | 1, | |
| ,Total | 38, | 100, | 141, | 100, | 148, | 100, | 327, | 100, | |
| §ff<fffff<fffff<fffff<fffff<fffff<fffff<fffff<fffffE | | | | | | | | | |

| „ff...ffffffffffff...ffffffffffff...ffffffffffff...ffffffffffff† | | | | | | | | | |
|--|---|-----------|------|------------|------|------------|------|-------|--|
| Number of Senior Citizens (60+) | ABOVE | BRI THDIR | | FOREST CAR | | PEN BARRAS | | Total | |
| | MAWR | PARK | | | | | | | |
| | ‡fffff...fffff~fffff...fffff~fffff...fffff~fffff...fffff~fffff...fffff% | | | | | | | | |
| | No. | % | No. | % | No. | % | No. | % | |
| ‡ff~fffff~fffff~fffff~fffff~fffff~fffff~fffff~fffff% | | | | | | | | | |
| ,0 | 26, | 68, | 121, | 86, | 110, | 74, | 257, | 79, | |
| ,1 | 8, | 21, | 10, | 7, | 21, | 14, | 39, | 12, | |
| ,2 | 4, | 11, | 9, | 6, | 15, | 10, | 28, | 9, | |
| ,3 | ., | ., | ., | ., | 1, | 1, | 1, | 0, | |
| ,4 | ., | ., | ., | ., | 1, | 1, | 1, | 0, | |
| ,6 or more | ., | ., | 1, | 1, | ., | ., | 1, | 0, | |
| ,Total | 38, | 100, | 141, | 100, | 148, | 100, | 327, | 100, | |
| §ff<fffff<fffff<fffff<fffff<fffff<fffff<fffff<fffffE | | | | | | | | | |

APPENDIX 2

COED MOEL FAMAU TABLES 2002

COED MOEL FAMAU Visitor Survey - 2002

„ffffffffffffffffffffffffffffffff.....ffffffffffff.....ffffffffffff.....ffffffffffff.....ffffffffffff†

| Number of Adults (25-59) | ABOVE | BRI THDIR | FOREST CAR | MAWR | PARK | PEN BARRAS | Total | |
|--------------------------|-------|-----------|------------|------|------|------------|-------|-----|
| | No. | % | No. | % | No. | % | No. | % |
| 0 | 10 | 26 | 28 | 20 | 28 | 19 | 66 | 20 |
| 1 | 8 | 21 | 29 | 21 | 38 | 26 | 75 | 23 |
| 2 | 15 | 39 | 71 | 50 | 69 | 47 | 155 | 47 |
| 3 | 3 | 8 | 4 | 3 | 6 | 4 | 13 | 4 |
| 4 | 2 | 5 | 7 | 5 | 6 | 4 | 15 | 5 |
| 5 | .. | .. | 1 | 1 | 1 | 1 | 2 | 1 |
| 6 or more | .. | .. | 1 | 1 | .. | .. | 1 | 0 |
| Total | 38 | 100 | 141 | 100 | 148 | 100 | 327 | 100 |

§ffffffffffffffffffffffffffffffff<fffff<fffff<fffff<fffff<fffff<fffff<fffff<fffffE

„ffffffffffffffffffffffffffffffff.....ffffffffffff.....ffffffffffff.....ffffffffffff.....ffffffffffff†

| Number of Young Adults (16-24) | ABOVE | BRI THDIR | FOREST CAR | MAWR | PARK | PEN BARRAS | Total | |
|--------------------------------|-------|-----------|------------|------|------|------------|-------|-----|
| | No. | % | No. | % | No. | % | No. | % |
| 0 | 34 | 89 | 107 | 76 | 117 | 79 | 258 | 79 |
| 1 | 3 | 8 | 13 | 9 | 14 | 9 | 30 | 9 |
| 2 | 1 | 3 | 16 | 11 | 12 | 8 | 29 | 9 |
| 3 | .. | .. | 2 | 1 | 2 | 1 | 4 | 1 |
| 4 | .. | .. | .. | .. | 2 | 1 | 2 | 1 |
| 5 | .. | .. | 1 | 1 | 1 | 1 | 2 | 1 |
| 6 or more | .. | .. | 2 | 1 | .. | .. | 2 | 1 |
| Total | 38 | 100 | 141 | 100 | 148 | 100 | 327 | 100 |

§ffffffffffffffffffffffffffffffff<fffff<fffff<fffff<fffff<fffff<fffff<fffff<fffffE

„ffffffffffffffffffffffffffffffff.....ffffffffffff.....ffffffffffff.....ffffffffffff.....ffffffffffff†

| Number of Children (under 16) | ABOVE | BRI THDIR | FOREST CAR | MAWR | PARK | PEN BARRAS | Total | |
|-------------------------------|-------|-----------|------------|------|------|------------|-------|-----|
| | No. | % | No. | % | No. | % | No. | % |
| 0 | 36 | 95 | 104 | 74 | 111 | 75 | 251 | 77 |
| 1 | 2 | 5 | 12 | 9 | 14 | 9 | 28 | 9 |
| 2 | .. | .. | 13 | 9 | 16 | 11 | 29 | 9 |
| 3 | .. | .. | 6 | 4 | 4 | 3 | 10 | 3 |
| 4 | .. | .. | 2 | 1 | 1 | 1 | 3 | 1 |
| 5 | .. | .. | 1 | 1 | .. | .. | 1 | 0 |
| 6 or more | .. | .. | 3 | 2 | 2 | 1 | 5 | 2 |
| Total | 38 | 100 | 141 | 100 | 148 | 100 | 327 | 100 |

§ffffffffffffffffffffffffffffffff<fffff<fffff<fffff<fffff<fffff<fffff<fffff<fffffE

APPENDIX 2

COED MOEL FAMAU TABLES 2002

COED MOEL FAMAU Visitor Survey - 2002

„ffffffffffffffffffffffffffffffff.....ffffffffffff.....ffffffffffff.....ffffffffffff.....ffffffffffff†

| Number of Senior Citizens | ABOVE | | | | | | | | |
|---------------------------|-----------|------------|------------|--------|--------|--------|--------|--------|--------|
| Male (60+) | BRI THDIR | FOREST CAR | | | | | | | |
| | MAWR | PARK | PEN BARRAS | Total | | | | | |
| | ‡fffff | ~fffff | ^fffff | ^fffff | ^fffff | ^fffff | ^fffff | ^fffff | ^fffff |
| | No. | % | No. | % | No. | % | No. | % | % |
| 0 | 29 | 76 | 124 | 88 | 117 | 79 | 270 | 83 | |
| 1 | 9 | 24 | 12 | 9 | 29 | 20 | 50 | 15 | |
| 2 | .. | .. | 4 | 3 | 2 | 1 | 6 | 2 | |
| 5 | .. | .. | 1 | 1 | .. | .. | 1 | 0 | |
| Total | 38 | 100 | 141 | 100 | 148 | 100 | 327 | 100 | |

§ffffffffffffffffffffffffffffffff<fffff<fffff<fffff<fffff<fffff<fffff<fffff<fffffE

„ffffffffffffffffffffffffffffffff.....ffffffffffff.....ffffffffffff.....ffffffffffff.....ffffffffffff†

| Number of Senior Citizens | ABOVE | | | | | | | | |
|---------------------------|-----------|------------|------------|--------|--------|--------|--------|--------|--------|
| Female (60+) | BRI THDIR | FOREST CAR | | | | | | | |
| | MAWR | PARK | PEN BARRAS | Total | | | | | |
| | ‡fffff | ~fffff | ^fffff | ^fffff | ^fffff | ^fffff | ^fffff | ^fffff | ^fffff |
| | No. | % | No. | % | No. | % | No. | % | % |
| 0 | 31 | 82 | 132 | 94 | 125 | 84 | 288 | 88 | |
| 1 | 7 | 18 | 8 | 6 | 21 | 14 | 36 | 11 | |
| 2 | .. | .. | .. | .. | 2 | 1 | 2 | 1 | |
| 5 | .. | .. | 1 | 1 | .. | .. | 1 | 0 | |
| Total | 38 | 100 | 141 | 100 | 148 | 100 | 327 | 100 | |

§ffffffffffffffffffffffffffffffff<fffff<fffff<fffff<fffff<fffff<fffff<fffff<fffffE

„ffffffffffffffffffffffffffffffff.....ffffffffffff.....ffffffffffff.....ffffffffffff.....ffffffffffff†

| Number of Other Adults Male | ABOVE | | | | | | | | |
|-----------------------------|-----------|------------|------------|--------|--------|--------|--------|--------|--------|
| (25-59) | BRI THDIR | FOREST CAR | | | | | | | |
| | MAWR | PARK | PEN BARRAS | Total | | | | | |
| | ‡fffff | ~fffff | ^fffff | ^fffff | ^fffff | ^fffff | ^fffff | ^fffff | ^fffff |
| | No. | % | No. | % | No. | % | No. | % | % |
| 0 | 12 | 32 | 40 | 28 | 44 | 30 | 96 | 29 | |
| 1 | 20 | 53 | 82 | 58 | 88 | 59 | 190 | 58 | |
| 2 | 5 | 13 | 13 | 9 | 14 | 9 | 32 | 10 | |
| 3 | 1 | 3 | 5 | 4 | 2 | 1 | 8 | 2 | |
| 5 | .. | .. | 1 | 1 | .. | .. | 1 | 0 | |
| Total | 38 | 100 | 141 | 100 | 148 | 100 | 327 | 100 | |

§ffffffffffffffffffffffffffffffff<fffff<fffff<fffff<fffff<fffff<fffff<fffff<fffffE

„ffffffffffffffffffffffffffffffff.....ffffffffffff.....ffffffffffff.....ffffffffffff.....ffffffffffff†

| Number of Other Adults | ABOVE | | | | | | | | |
|------------------------|-----------|------------|------------|--------|--------|--------|--------|--------|--------|
| Female (25-59) | BRI THDIR | FOREST CAR | | | | | | | |
| | MAWR | PARK | PEN BARRAS | Total | | | | | |
| | ‡fffff | ~fffff | ^fffff | ^fffff | ^fffff | ^fffff | ^fffff | ^fffff | ^fffff |
| | No. | % | No. | % | No. | % | No. | % | % |
| 0 | 19 | 50 | 57 | 40 | 60 | 41 | 136 | 42 | |
| 1 | 16 | 42 | 74 | 52 | 75 | 51 | 165 | 50 | |
| 2 | 3 | 8 | 8 | 6 | 13 | 9 | 24 | 7 | |
| 3 | .. | .. | 1 | 1 | .. | .. | 1 | 0 | |
| 5 | .. | .. | 1 | 1 | .. | .. | 1 | 0 | |
| Total | 38 | 100 | 141 | 100 | 148 | 100 | 327 | 100 | |

§ffffffffffffffffffffffffffffffff<fffff<fffff<fffff<fffff<fffff<fffff<fffff<fffffE

APPENDIX 2

COED MOEL FAMAU TABLES 2002

COED MOEL FAMAU Visitor Survey - 2002

| Number of Young Adults Male (16-24) | ABOVE | BRI THDIR | FOREST CAR | MAWR | PARK | PEN BARRAS | Total | |
|-------------------------------------|-------|-----------|------------|------|------|------------|-------|-----|
| | No. | % | No. | % | No. | % | No. | % |
| 0 | 37 | 97 | 120 | 85 | 129 | 87 | 286 | 87 |
| 1 | 1 | 3 | 11 | 8 | 13 | 9 | 25 | 8 |
| 2 | .. | .. | 7 | 5 | 5 | 3 | 12 | 4 |
| 3 | .. | .. | 2 | 1 | 1 | 1 | 3 | 1 |
| 6 or more | .. | .. | 1 | 1 | .. | .. | 1 | 0 |
| Total | 38 | 100 | 141 | 100 | 148 | 100 | 327 | 100 |

COED MOEL FAMAU Visitor Survey - 2002

| Number of Young Adults Female (16-24) | ABOVE | BRI THDIR | FOREST CAR | MAWR | PARK | PEN BARRAS | Total | |
|---------------------------------------|-------|-----------|------------|------|------|------------|-------|-----|
| | No. | % | No. | % | No. | % | No. | % |
| 0 | 35 | 92 | 116 | 82 | 127 | 86 | 278 | 85 |
| 1 | 2 | 5 | 18 | 13 | 12 | 8 | 32 | 10 |
| 2 | 1 | 3 | 6 | 4 | 8 | 5 | 15 | 5 |
| 3 | .. | .. | 1 | 1 | 1 | 1 | 2 | 1 |
| Total | 38 | 100 | 141 | 100 | 148 | 100 | 327 | 100 |

| Number of Male Children (under 16) | ABOVE | BRI THDIR | FOREST CAR | MAWR | PARK | PEN BARRAS | Total | |
|------------------------------------|-------|-----------|------------|------|------|------------|-------|-----|
| | No. | % | No. | % | No. | % | No. | % |
| 0 | 36 | 95 | 112 | 79 | 121 | 82 | 269 | 82 |
| 1 | 2 | 5 | 13 | 9 | 18 | 12 | 33 | 10 |
| 2 | .. | .. | 10 | 7 | 7 | 5 | 17 | 5 |
| 3 | .. | .. | 3 | 2 | .. | .. | 3 | 1 |
| 4 | .. | .. | 2 | 1 | 2 | 1 | 4 | 1 |
| 6 or more | .. | .. | 1 | 1 | .. | .. | 1 | 0 |
| Total | 38 | 100 | 141 | 100 | 148 | 100 | 327 | 100 |

| Number of Female Children (under 16) | ABOVE | BRI THDIR | FOREST CAR | MAWR | PARK | PEN BARRAS | Total | |
|--------------------------------------|-------|-----------|------------|------|------|------------|-------|-----|
| | No. | % | No. | % | No. | % | No. | % |
| 0 | 38 | 100 | 118 | 84 | 123 | 83 | 279 | 85 |
| 1 | .. | .. | 15 | 11 | 18 | 12 | 33 | 10 |
| 2 | .. | .. | 5 | 4 | 6 | 4 | 11 | 3 |
| 3 | .. | .. | 1 | 1 | .. | .. | 1 | 0 |
| 4 | .. | .. | 2 | 1 | .. | .. | 2 | 1 |
| 5 | .. | .. | .. | .. | 1 | 1 | 1 | 0 |
| Total | 38 | 100 | 141 | 100 | 148 | 100 | 327 | 100 |

APPENDIX 2

COED MOEL FAMAU TABLES 2002

COED MOEL FAMAU Visitor Survey - 2002

„ffffffffffffffffffffffffffffffff.....ffffffffffff.....ffffffffffff.....ffffffffffff.....ffffffffffff†

| Number of Dogs | ABOVE | BRI THDIR | FOREST CAR | MAWR | PARK | PEN BARRAS | Total | |
|----------------|-------|-----------|------------|------|------|------------|-------|-----|
| | No. | % | No. | % | No. | % | No. | % |
| 0 | 32 | 84 | 86 | 61 | 123 | 83 | 241 | 74 |
| 1 | 4 | 11 | 50 | 35 | 19 | 13 | 73 | 22 |
| 2 | 2 | 5 | 4 | 3 | 5 | 3 | 11 | 3 |
| 3 | . | . | 1 | 1 | 1 | 1 | 2 | 1 |
| Total | 38 | 100 | 141 | 100 | 148 | 100 | 327 | 100 |

§ffffffffffffffffffffffffffffffff<fffff<fffff<fffff<fffff<fffff<fffff<fffff<fffff†

„ffffffffffffffffffffffffffffffff.....ffffffffffff.....ffffffffffff.....ffffffffffff.....ffffffffffff†

| Number of Bi cycles | ABOVE | BRI THDIR | FOREST CAR | MAWR | PARK | PEN BARRAS | Total | |
|---------------------|-------|-----------|------------|------|------|------------|-------|-----|
| | No. | % | No. | % | No. | % | No. | % |
| 0 | 33 | 87 | 132 | 94 | 146 | 99 | 311 | 95 |
| 1 | 1 | 3 | 2 | 1 | 2 | 1 | 5 | 2 |
| 2 | 3 | 8 | 5 | 4 | . | . | 8 | 2 |
| 3 | 1 | 3 | 1 | 1 | . | . | 2 | 1 |
| 4 | . | . | 1 | 1 | . | . | 1 | 0 |
| Total | 38 | 100 | 141 | 100 | 148 | 100 | 327 | 100 |

§ffffffffffffffffffffffffffffffff<fffff<fffff<fffff<fffff<fffff<fffff<fffff<fffff†

„ffffffffffffffffffffffffffffffff.....ffffffffffff.....ffffffffffff.....ffffffffffff.....ffffffffffff†

| Number of Predomi natly Whi te, People | ABOVE | BRI THDIR | FOREST CAR | MAWR | PARK | PEN BARRAS | Total | |
|--|-------|-----------|------------|------|------|------------|-------|-----|
| | No. | % | No. | % | No. | % | No. | % |
| 0 | 2 | 5 | 1 | 1 | 4 | 3 | 7 | 2 |
| 1 | 12 | 32 | 27 | 19 | 26 | 18 | 65 | 20 |
| 2 | 17 | 45 | 55 | 39 | 60 | 41 | 132 | 40 |
| 3 | 3 | 8 | 15 | 11 | 17 | 11 | 35 | 11 |
| 4 | 2 | 5 | 21 | 15 | 21 | 14 | 44 | 13 |
| 5 | . | . | 12 | 9 | 12 | 8 | 24 | 7 |
| 6 or more | 2 | 5 | 10 | 7 | 8 | 5 | 20 | 6 |
| Total | 38 | 100 | 141 | 100 | 148 | 100 | 327 | 100 |

§ffffffffffffffffffffffffffffffff<fffff<fffff<fffff<fffff<fffff<fffff<fffff<fffff†

„ffffffffffffffffffffffffffffffff.....ffffffffffff.....ffffffffffff.....ffffffffffff.....ffffffffffff†

| Number of Non Whi te | ABOVE | BRI THDIR | FOREST CAR | MAWR | PARK | PEN BARRAS | Total | |
|----------------------|-------|-----------|------------|------|------|------------|-------|-----|
| | No. | % | No. | % | No. | % | No. | % |
| 0 | 37 | 97 | 138 | 98 | 147 | 99 | 322 | 98 |
| 1 | . | . | 2 | 1 | 1 | 1 | 3 | 1 |
| 2 | 1 | 3 | . | . | . | . | 1 | 0 |
| 6 or more | . | . | 1 | 1 | . | . | 1 | 0 |
| Total | 38 | 100 | 141 | 100 | 148 | 100 | 327 | 100 |

§ffffffffffffffffffffffffffffffff<fffff<fffff<fffff<fffff<fffff<fffff<fffff<fffff†