

Forestry Commission - West Midlands

Grants and Regulations Update

for **woodland owners, agents and managers**

28 January 2011

Ewan Calcott

Forestry Commission

Grants and Regulations Manager

Discussing

- EWGS and Spending Review
- EWGS grants overview
- Penalties and breaches
- Forestry Regulation task force
- Phytophthora ramorum
- Customer and Land Registration
- Agents Authority form
- Ancient and Native Woodland Practice guide
- CPET Category B
- Woodland Carbon Code
- Felling permission – an update
- EWGS budget management
- Help us help you

EWGS and SR10 - England

- A new Government, and Spending Review 2010 (SR10), has seen a review of grant spending for woodland and forestry and wider environmental stewardship

Impact to date

- EWGS will remain the primary support for the woodland and forestry sector for the remainder of the current RDPE programme
- Forestry Commission [England] has agreed the operational budget for EWGS for the remainder of the current RDPE programme with DEFRA
- It is expected that this budget will remain stable, at c.2010 levels, for the remainder of the RDPE programme
 - However, FC structure is expected to change in due course

All subject to the Arms Length Bodies review

EWGS and SR10 – West Midlands

- West Midlands continues to offer all EWGS grant types
- It is expected that the West Midlands budget will remain broadly at c.2010 levels for the remainder of the RDPE programme, but ...
 - additional funds are available to be drawn down via national budget management for significant projects
- Early commitment of grants will provide greater security against the prospect of DEFRA cuts targeted at grant schemes
- West Midlands has healthy 11/12 commitment already

All subject to the Arms Length Bodies review

EWGS literature in 2011 (published & .PDF)

- Last reviewed and updated in 2008
- A 2011 review of published guidance is required to take account of, and incorporate changes made to, EWGS grants and grant rules and to forestry related policy and regulation
- Literature will be brought up to date to take account of ...
 - new Ancient and Native woodland guidance
 - grant rates and regional grant diversity, especially WIG
 - regulatory areas such as CPET, CROW
 - new grants for 2011 – Wood Fuel WIG
 - bio-security and plant health issues, particularly restocking

Woodland Assessment Grant

- Now includes Deer Management Planning
 - uses Deer Initiative management plan template
- Apply for this under Ecological Assessment Grant rates
- No applications received in 2010/11?

Woodland Planning Grant

- Functional (GLOS) arrangements for CPET Cat B now in place
- Significant rewrite of WPG guidance underway to take account of ...
 - CPET Cat B – linking management plan to permissions
 - wood fuel initiatives e.g. Woodland Enterprise Grant (WEG)
 - forthcoming Wood Fuel WIG
 - changes to Section 10, Management Planning guidance and the FC management plan template

Woodland Regeneration Grant

- Business as usual for the grant
- Potential changes to allow felling permissions only in EWGS ...
 - particularly relevant for CPET Cat B cases where the management plan and felling permissions need to be linked
- Issues around restocking of Plant Health Orders (Phytophthora) to be addressed

Woodland Management Grant

- **2011 payment year still open to applications.** These need to be submitted soon in order to be approved contracts by **May 15th deadline**
- 2012 payment year also open for business
- However, funds for new schemes and [2006/07] renewals are limited, first come, first served

Woodland Improvement Grant

- National WIG priorities
 - Biodiversity 50 - any ASNW/OSNW or HAP/SAP
 - Access 50 - where demand is demonstrated
- West Midlands Region Priority WIG 80s
 - Access 80 - in Quality of Place areas
 - Woodland Birds
 - Sites of Special Scientific Interest (SSSI)
 - Achieved PSA target of 95% by end of 2010
 - Local Wildlife Sites (NI197) – **To be reviewed in light of National Indicators being scrapped**
- **WIGs Closed in 2010**
 - Forest Schools
 - Wyre Wood Fuel Pathfinder
 - Social Forestry - **Funding withdrawn**

Woodland Creation Grant

- 5 woodland types to create
 - Native, Small Standard and Standard, Community & Special Broadleaves
- Additional Contributions based on Woodland Opportunity Mapping and Quality of Place still at £2000 / ha
- Single Farm Payment remains eligible on land in receipt of SPS in 2008
- Additional funds are available to be drawn down via national budget management for significant projects – **Please let the WO know ASAP**

Issues for 2011 - under review

- To score or not to score? **Fast Track score remains 15pts**
- Farmers proving 25% of income from farming
- More information due later in the year

Example - Broadleaf Woodland eligible for WCG, AC, FWP and SPS / per hectare

	Rate / Ha	Lowland Arable	Rate / Ha	Lowland Improved
Woodland Creation Grant		£1,800		£1,800
Additional Contribution		£2,000		£2,000
Farm Woodland Payment	£300 x 15 yrs	£4,500	£200 x 15 yrs	£3,000
Single Payment Scheme (estimated average*)	£200 x 15	£3,000	£150 x 15	£2,250
Total grant funding* per hectare		£11,300		£9,050

Penalties

- Legislation, introduced in 2007, that governs the breaches and penalties procedures for EWGS agreements is to be enforced
- EWGS agreements approved since 1 January 2007 contain the appropriate Terms & Conditions, and will be subject to the penalties procedure, where a breach has occurred
- An applicant will be in breach of their agreement if they:
 - fail to comply with any agreement conditions
 - make any false or misleading statements in their application, or correspondence relating to their agreement (including any claims)
- Penalties may be applied to over claiming, the severity of penalty depending on the scale of over claim
- Fraudulent claims (intentional) will be subject to the severest level of penalties

Industry-led Forest Regulation review

- Announced by Jim Paice, Forestry Minister, at the APF International Forestry Exhibition last September
- Task force membership and terms of reference now agreed
- Reviewing all the relevant regulations governing the management of existing forests and the establishment of new ones
 - look at the way those regulations are implemented
 - identify the impact of regulation on businesses throughout the wood supply chain
 - identify ways to reduce the regulatory burden through a proportionate, risk based approach
- Task force will be chaired by Chris Starr, chartered forester, independent consultant and former Head of the National School of Forestry
- Task force will seek views directly from a wide range of stakeholders
- To report to Forestry Minister by summer 2011



Phytophthora r.

UK divided into 3 Zones

~ Zone 1 – Infected

~ Zone 2 – Expected to become infected

~ Zone 3 – Low risk of infection



Phytophthora- felling infected Larch

- FC Operations Note 23 details current policy and procedure
 - Zone 1 – infected
 - Felling applications on stands that contain Larch are processed as normal, but permissions will not be issued until after spring 2011 surveys
 - Plant Health Orders (PHO) being issued [and enforced] on some sites to ensure infected Larch is felled before the 2011 growing season starts
 - Zone 2 - expected to become infected
 - Felling permissions granted as normal
 - Zone 3 - low risk of infection
 - Felling permissions granted as normal

Phytophthora- restocking with Larch

- FC Operations Note 23 details current policy and procedure
 - Zone 1 – infected
 - No new Larch planting or restock will be accepted
 - Existing approvals to plant Larch will be honoured up to and including the 12/13 planting season. However, FC would prefer an alternative species choice to be selected
 - Zone 2 - expected to become infected
 - Larch can continue to be planted for 11/12 planting season; this will be reviewed prior to 12/13 planting season. FC would prefer an alternative species choice to be selected
 - Existing approvals to plant Larch will be honoured for 11/12. However, FC would prefer an alternative species choice to be selected
 - Zone 3 - low risk of infection
 - Business as usual

Customer and Land Registration

Rural Payments Agency (RPA) requires all agri-environmental applications to have

- **Single Business Identifier (SBI)** number
 - registers an agricultural business in order to receive RDPE linked payments
 - is 9 digits long
- **Rural Land Registry (RLR)** entry
 - registers individual land parcels on the RLR map
 - links registered land parcels to an agri-business SBI
 - allows RDPE linked payments to be made against land units

**PLEASE REGISTER WOODLAND OWNERS' LAND
WITH THE RPA BEFORE YOU APPLY FOR EWGS**



Have a valid SBI number for the farm business

e.wgs 1 Forestry Commission England
English Woodland Grant Scheme

General Details

1. Property name: _____ Application no: _____
(i.e. 1st, and application for that property)

2. Case ref no: _____ Date received: _____

Completing your EWGS application application. Our website provides EWGS1 and supplementary forms B

3. Please use the boxes below included in your application

EWGS 1: General Details
 EWGS 2: Woodland Planning
 EWGS 3: Woodland Assessment
 EWGS 4: Felling Permits
 EWGS 5: Woodland Improvement
 EWGS 6: Woodland Management
 EWGS 7: Woodland Creation
 Number of maps included

4. The Main Applicant's details

Title: _____ Forename: _____ Surname: _____

Organisation: _____ Position: _____

Are you? please tick Sole Owner Partner Lessee Tenant Trustee

Are you the main contact? please tick Yes No

Address: _____
Postcode: _____

Tel: _____ Mobile: _____ Fax: _____

E-mail: _____

How would you like us to contact you? please tick Post E-mail

Income from farming
Do you receive more than 25% of your income from farming? please tick Yes No

SBI number: _____ (must be completed for all EWGS applications)

The land I am applying for is registered on the Rural Land Register Yes (must be completed for all EWGS applications)

CPH: _____ (optional)

Income from farming
Do you receive more than 25% of your income from farming? please tick Yes No

SBI number: _____ (must be completed for all EWGS applications)

The land I am applying for is registered on the Rural Land Register Yes (must be completed for all EWGS applications)

CPH: _____ (optional)

Make sure the land is registered with Rural Land Register before making an application

EWGS and Rural Land Registry

- Early 2010 saw significant West Midlands EWGS cases held up by [in particular] land registration issues
- FC has worked hard with the RPA and applicants to resolve issues on a case by case basis
- FC WM also stopped accepting applications that are not fully registered (Operations Note 19), but ...
 - continue to assist prospective applicants where they have a problem with the RPA in getting land registered on the Rural Land Register in a reasonable timeframe
- Currently, only 3 EWGS cases are registered and have an RLR issue to resolve

Managing Ancient and Native woodland in England - Practice Guide


- The Practice Guide was launched on December 1st 2010
- The Practice Guide is a detailed technical manual primarily for use by professional managers and woodland officers
- The Practice Guide brings various sources of management information together into one location
- Available as a downloadable PDF

www.forestry.gov.uk/anwpracticeguide

- More from Bob Evans later this afternoon

CPET Category B

- FC will be implementing changes in handling WPG applications looking for CPET Cat. B compliance
- Shortly, all WPG applications will have the CPET Cat B box ticked on EWGS 1 – Section 11
- This will give easy access to Cat B eligibility on future applications where timber is being sold to supply a government contract
 - e.g. adding felling permissions
 - e.g. adding grant aided projects that produce timber for sale
- Can be applied retrospectively, but only for approved management plans using the current FC template (used since 2009)
- Will give flexibility to managers ability to sell timber into any market
- Will give flexibility to managers with regard to proving ‘chain of custody’ requirements, if regulation changes in the future


The Woodland Carbon Code

- Agents are invited to an introductory seminar
- York (March 16) or Bristol (March 30)
- Please leave your details with Caroline, or respond to the forthcoming email alert

While society must take every effort to reduce its CO₂ emissions, tree planting can also play a role by removing carbon dioxide from the atmosphere.

The potential of woodlands to soak up CO₂ from the atmosphere while providing a host of other benefits for society and biodiversity is becoming increasingly recognised, and many individuals and businesses wish to contribute to tree planting to help society soak up the carbon. But before investing in such projects people want to know that schemes will actually deliver the carbon savings that they claim.

The Woodland Carbon Code will provide that reassurance. The voluntary code will encourage a consistent approach to woodland carbon projects, and offer clarity and transparency to customers about the carbon savings that their contributions may realistically achieve.

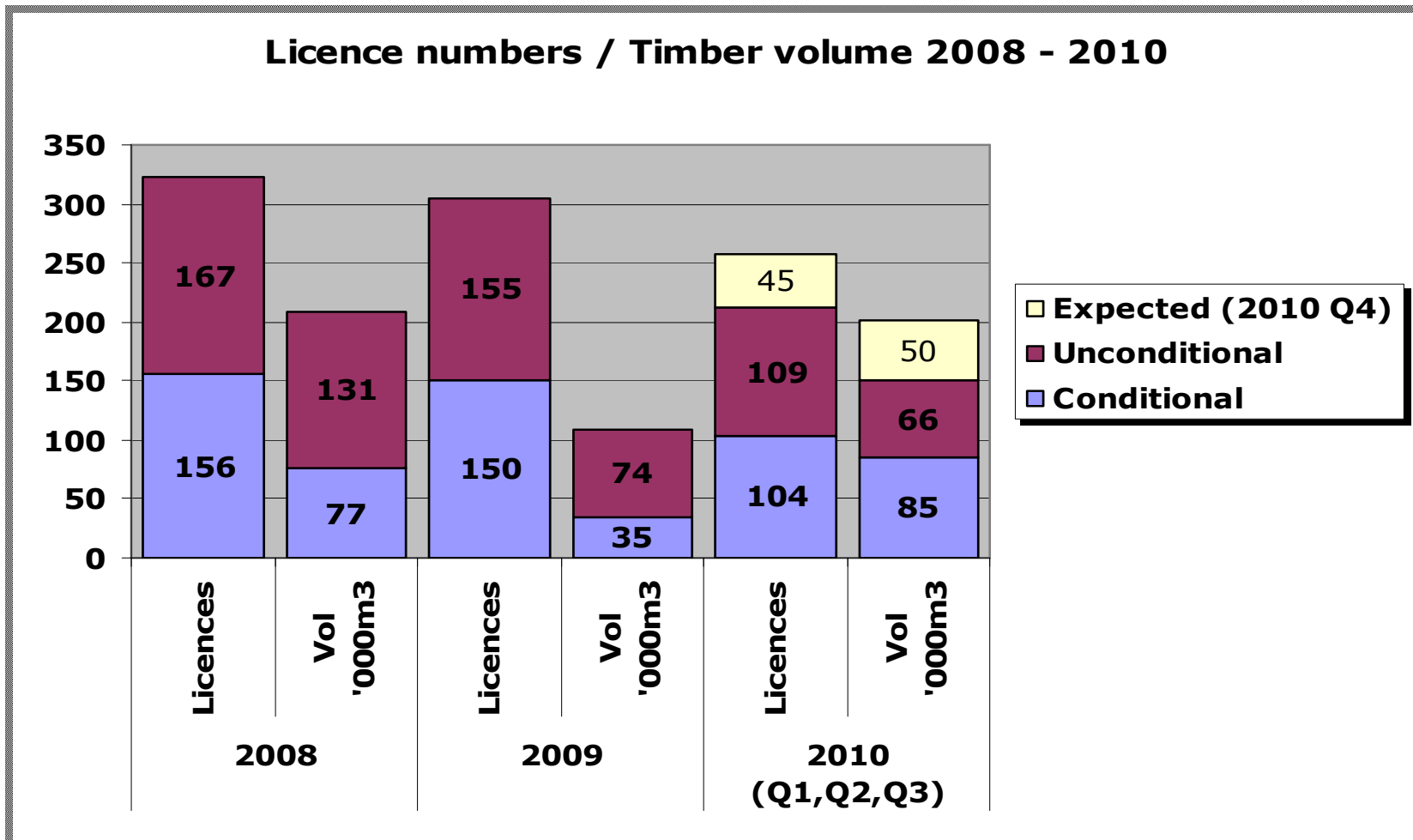


Agent Authority Forms

- FC can only issue licences or agree grants with landowners
- The Agent Authority form proves the FC has the required agreement from the landowner to allow the agent to act on their client's behalf
- FC has experienced strong views on the need for these by agents; but
 - they do ensure that any changes or agreements are properly delegated by a landowner to his agent
- Send the completed form with your application
 - FC will establish a database so we can check agent authority without having to bother you in future



Felling Licence data 2008 - 2010



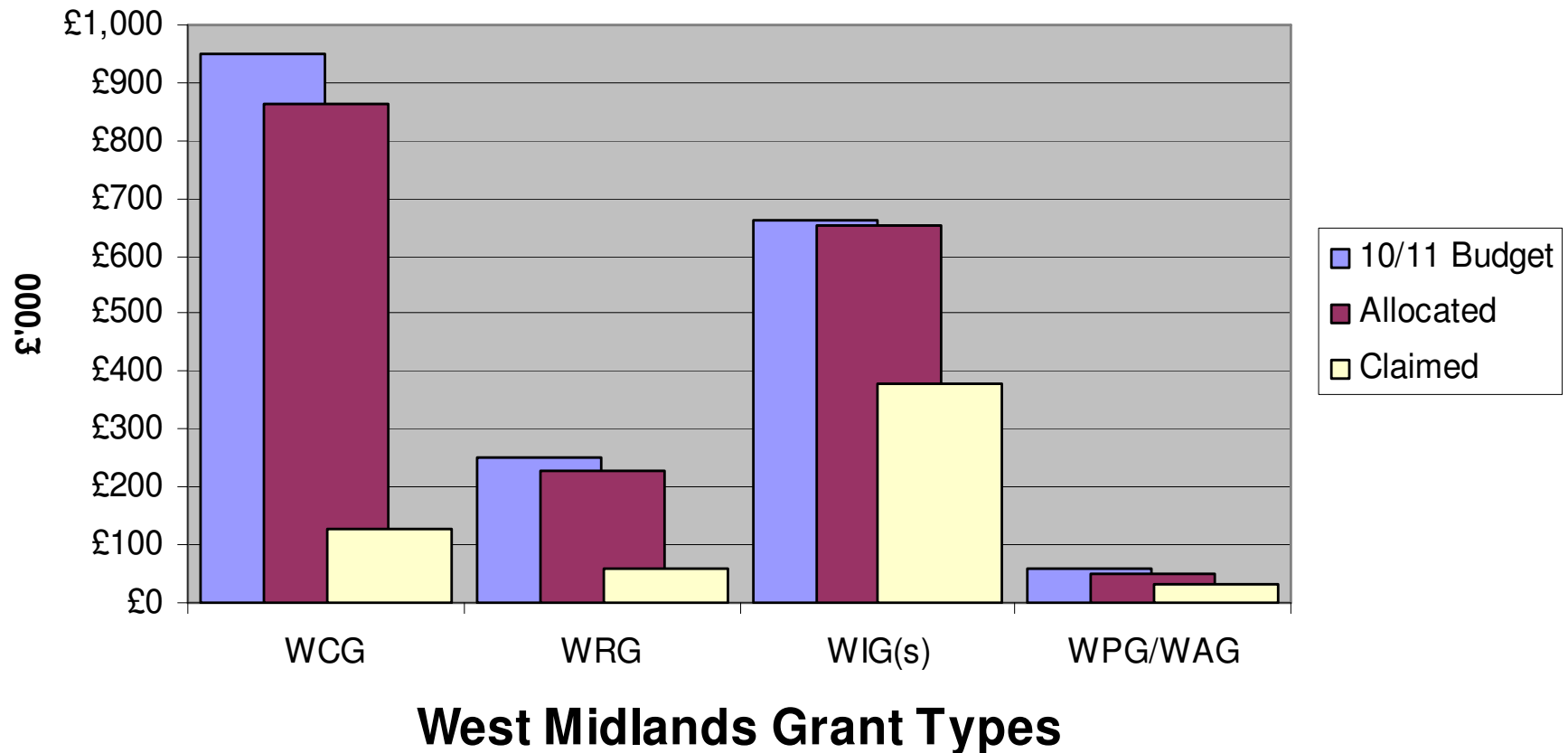
Correct as of 11 January 2011

Variance to 2010/11 EWGS budget (April 10 v. Jan 11)

EWGS Grant Type	10/11 Budget £'000 (April 2010)	10/11 Budget £'000 (Jan 2011)	Variance £'000
Assessment	3	3	
Planning	57	57	
Management	222	238	+16
Improvement	570	660	+90
Regeneration	250	250	
Creation	637	950	+313
Forest Schools	95	90	-5
Total Value £	1,834	2,248	+414

NB: Table does not include FWP, WGS Legacy, or old schemes

West Midlands - 2010/11 Claim Year



Correct as of 25 Jan 2011

Claims for 2010/11

- All EWGS claims for 2010/11 to be paid by March 29th
- Therefore, all claims need to be submitted by February 28th
- Some claims will need inspecting before payment
 - Please allow time for this process
- Some work will not be completed by applicants
 - Please advise FC as soon as possible where this is the case
- FC England looking to complete £13m of EWGS transactions
- FC West Midlands has £1.3m of EWGS still to be claimed
 - 49 priority claims for FC, worth over £5k each
 - Combined value of £1m

Claims for 2011/12

- FC will accept claims to be paid early i.e. 11/12 in 10/11.

Predicted West Midlands Budget for EWGS 11/12 + 12/13

EWGS Grant Type	2010/11 £'000	2011/12 £'000	2011/12 £'000 Available	2012/13 £'000	2012/13 £'000 Available
Assessment	3	3	3	3	3
Planning	57	47	28	37	37
Management	238	247	80	215	80
Improvement	660	821	383	528	338
Regeneration	250	250	50	250	232
Creation	950	771	83	641	375
Forest Schools	90	~	~	~	~
Wood Fuel	~	300	300	525	525
Total Value £	2,248	2,439	927	2,199	1,590

NB: Table does not include FWP, WGS Legacy, or old schemes

- In the West Midlands, there were very significant funds to be distributed through EWGS in 2010. This continues ...
- **but, we only have 4 woodland officers to handle applications**
- To ensure funds continue to be allocated swiftly, FC needs you to
 - plan ahead and collect all the information you will need
 - register **ALL** the 'owners' land on the Rural Land Registry
 - avoid obviously complicated sites for woodland creation
 - ensure application forms are complete and maps are of good quality
 - don't wait until EWGS deadlines to submit applications
 - submit work programmes than can be achieved within the time scales you propose - don't expect to be able to reschedule!!
 - use the information tools we provide to help you
 - LIS / WIG Calculator / Map Requests / Guidance Notes
 - make claims in good time within your agreed claim year - don't expect to be able to reschedule!!

Quality applications mean easier processing, speedier agreements and better value for money