



Department  
for Environment  
Food & Rural Affairs

[www.gov.uk/defra](http://www.gov.uk/defra)

## **Process Guidance Note 1/12(13)**

### **Statutory guidance for combustion of waste wood**

**Revised: July 2013**



Llywodraeth Cymru  
Welsh Government



© Crown copyright 2013

You may re-use this information (not including logos) free of charge in any format or medium, under the terms of the Open Government Licence. To view this licence, visit [www.nationalarchives.gov.uk/doc/open-government-licence/](http://www.nationalarchives.gov.uk/doc/open-government-licence/) or write to the Information Policy Team, The National Archives, Kew, London TW9 4DU, or e-mail: [psi@nationalarchives.gsi.gov.uk](mailto:psi@nationalarchives.gsi.gov.uk)

This document/publication is also available on our website at:

<http://www.defra.gov.uk/environment/quality/industrial/las-regulations/guidance/>

Any enquiries regarding this document/publication should be sent to us at:

Atmosphere and Local Environment

Defra

Area 5F

Ergon House

Horseferry Road

London

SW1P 2AL

Email: [Control.Pollution@defra.gsi.gov.uk](mailto:Control.Pollution@defra.gsi.gov.uk)

Defra would like to acknowledge the work of the Environment Agency's Local Authority Unit in the drafting of this guidance note.



## Revision of the guidance

The electronic version of this publication is updated from time to time with new or amended guidance. **Table 0.1** is an index to the latest changes (minor amendments are generally not listed).

**Table 0.1 - Revision of the guidance**

| <b>Date of change</b> | <b>Section/<br/>paragraph<br/>where change<br/>can be found</b> | <b>Nature of change</b><br>- what paragraphs have been inserted, deleted or amended<br>- what subject matter is covered by the change |
|-----------------------|---|---|
| July 2013             | Tables 4.1 & 5.1  | Error Correction – Correct tables inserted  |
| July 2013             | Throughout  | Addition of colour coding to tables   |
| April 2013            | Table 3, Row 5.   | Error correction - ELV for organic compounds corrected to 20mg/m <sup>3</sup>   |

## Contents

|  |           |
|--|-----------|
| <b>Revision of the guidance</b> .....                            | <b>i</b>  |
| <b>1. Introduction</b> .....                                     | <b>1</b>  |
| Legal basis .....  | 1         |
| Who is the guidance for? .....                                   | 2         |
| Updating the guidance.....                                       | 3         |
| Consultation .....   | 3         |
| Policy and procedures .....                                      | 3         |
| When to use this note .....                                      | 3         |
| <b>2. Timetable for compliance and reviews</b> .....             | <b>4</b>  |
| Existing processes or activities.....                            | 4         |
| Permit reviews.....  | 5         |
| <b>3. Activity description</b> .....                             | <b>6</b>  |
| Regulations .....  | 6         |
| Waste Incineration Directive (WID).....                          | 6         |
| Wood based waste .....   | 8         |
| <b>4. Emission limits, monitoring and other provisions</b> ..... | <b>12</b> |
| Monitoring, investigating and reporting.....                     | 16        |
| Information required by the regulator.....                       | 16        |
| Visible emissions .....  | 17        |
| Emissions of odour .....   | 18        |
| Abnormal events.....   | 18        |
| Start up and shutdown.....                                       | 19        |
| Continuous monitoring.....                                       | 19        |
| Calibration and compliance monitoring.....                       | 20        |
| Varying of monitoring frequency .....                            | 21        |
| Monitoring of unabated releases .....                            | 22        |
| Sampling provisions .....  | 22        |
| <b>5. Control techniques</b> .....                               | <b>23</b> |
| Summary of best available techniques .....                       | 23        |
| Techniques to control emissions from contained sources .....     | 24        |
| Techniques to control fugitive emissions .....                   | 29        |
| Air quality.....   | 30        |
| Management .....   | 32        |
| <b>6. Summary of changes</b> .....                               | <b>35</b> |
| <b>7. Further information</b> .....                              | <b>37</b> |
| Sustainable consumption and production (SCP) .....               | 37        |
| Health and safety.....   | 37        |
| Further advice on responding to incidents.....                   | 38        |
| <b>8. Definitions</b> .....                                      | <b>39</b> |

**List of Tables**

|  |    |
|--|----|
| Table 0.1 - Revision of the guidance .....                         | i  |
| Table 2.1 - Compliance timetable .....                             | 4  |
| Table 3.1 - Regulations listing activities .....                   | 6  |
| Table 4.1 - Emission limits, monitoring and other provisions ..... | 13 |
| Table 5.1 - Summary of control techniques .....                    | 23 |
| Table 6.1 - Summary of changes .....                               | 35 |
| Table 8.1 - Definitions .....                                      | 39 |

**List of Figures**

|  |    |
|--|----|
| Figure 3.1 - Underfeed grate stoker .....            | 10 |
| Figure 3.2 - Moving grate combustion chamber .....   | 10 |
| Figure 3.3 - Blowing in combustion chamber .....     | 11 |
| Figure 3.4 - Moving grate with vertical boiler ..... | 11 |

# 1. Introduction

## Legal basis

- 1.1 This note applies to the whole of the UK with the qualifications set out in **paragraph 1.2**. It is issued by the Secretary of State, the Welsh Government, the Scottish Government and the Department of the Environment in Northern Ireland (DoE NI) to give guidance on the conditions appropriate for the control of emissions into the air from the combustion of fuel manufactured from, or comprised of, waste wood in appliances with a net rated thermal input of 0.4 - 3MW including where two or more appliances have a combined net rated thermal input in this range. It is published only in electronic form and can be found on the [Defra](#) website. It supersedes PG1/12 (04) and NIPG 1/12 (05) Version 2.
- 1.2 In Scotland and Northern Ireland, this note applies to incinerators not subject to the Waste Incineration Directive (WID) and which have a capacity of between 50kg and 1tonne per hour. All references in this Note to the combustion of waste wood or to combustion plant with a 0.4 - 3MW input, should be taken also to refer to these incinerators.
- 1.3 This guidance document is compliant with the [Code of Practice on Guidance on Regulation](#) page 6 of which contains the "golden rules of good guidance". If you feel this guidance breaches the code or you notice any inaccuracies within the guidance, please [contact us](#).
- 1.4 This is one of a series of statutory notes<sup>1</sup> giving guidance on the Best Available Techniques (BAT)<sup>2</sup>. The notes are all aimed at providing a strong framework for consistent and transparent regulation of installations regulated under the statutory Local Air Pollution Prevention and Control (LAPPC) regime in [England and Wales](#), [Scotland](#) and [Northern Ireland](#). The note will be treated as one of the material considerations when determining any appeals against a decision made under this legislation.

---

<sup>1</sup> this and other notes in the series are issued as statutory guidance in England and Wales under regulation 64(2) of the Environmental Permitting Regulations. The notes are also issued as guidance in Scotland and statutory guidance in Northern Ireland

<sup>2</sup> further guidance on the meaning of BAT can be found for [England and Wales](#), [Scotland](#), and [Northern Ireland](#)

- 1.5 In general terms, what are BAT for one installation in a sector are likely to be BAT for a comparable installation. Consistency is important where circumstances are the same. However, in each case it is, in practice, for regulators (subject to appeal) to decide what are BAT for each individual installation, taking into account variable factors such as the configuration, size and other individual characteristics of the installation, as well as the locality (e.g. proximity to particularly sensitive receptors).
- 1.6 The note also, where appropriate, gives details of any mandatory requirements affecting air emissions which are in force at the time of publication, such as those contained in Regulations or in Directions from the Government. In the case of this note, at the time of publication there were no such mandatory requirements.
- 1.7 In **Section 4** and **Section 5**, arrows are used to indicate the matters which should be considered for inclusion as permit conditions. It is important to note, however, that this should not be taken as a short cut for regulators to a proper determination of BAT or to disregard the explanatory material which accompanies the arrows. In individual cases it may be justified to:
- include additional conditions;
  - include different conditions;
  - not include conditions relating to some of the matters indicated.

In addition, conditions will need to be derived from other parts of the note, in particular to specify emission limits, compliance deadlines and mandatory requirements arising from directions or other legislation.

## Who is the guidance for?

- 1.8 This guidance is for:

### **Regulators**

- local authorities in England and Wales, who must have regard to this statutory guidance when determining applications for permits and reviewing extant permits;
- the Scottish Environment Protection Agency (SEPA) in Scotland, and district councils in Northern Ireland;

**Operators** who are best advised also to have regard to it when making applications and in the subsequent operation of their installation;

**Members of the public** who may be interested to know what the Government considers, in accordance with the legislation, amounts to appropriate conditions for controlling air emissions for the generality of installations in this particular industry sector.



## Updating the guidance

- 1.9 The guidance is based on the state of knowledge and understanding, at the time of writing, of what constitute BAT for this sector. The note may be amended from time to time to keep up with developments in BAT, including improvements in techniques, changes to the economic parameters, and new understanding of environmental impacts and risks. The updated version will replace the previous version on the [Defra](#) website and will include an index to the amendments.
- 1.10 Reasonable steps will be taken to keep the guidance up-to-date to ensure that those who need to know about changes to the guidance are informed of any published revisions. However, because there can be rapid changes to matters referred to in the guidance – for example to legislation – it should not be assumed that the most recent version of this note reflects the very latest legal requirements; these requirements apply.

## Consultation

- 1.11 This note has been produced in consultation with relevant trade bodies, representatives of regulators including members of the Industrial Pollution Liaison Committee and other potentially-interested organisations.

## Policy and procedures

- 1.12 General guidance explaining LAPPC and setting out the policy and procedures is contained in separate documents for [England and Wales](#), [Scotland](#) and [Northern Ireland](#).

## When to use this note

- 1.13 This note applies to LAPPC installations for the combustion of waste wood in appliances between 0.4 and 3MW rated thermal input and in appliances under 3MW aggregating to between 0.4 and 3MW, and such appliances over 3MW which are related to another Part B activity.
- 1.14 It is possible that other activities take place on the site where the provisions of an [additional PG note](#) may need to be included in a permit:
- PG6/02 - Working of timber and manufacturing of wood-based products

## 2. Timetable for compliance and reviews

### Existing processes or activities

- 2.1 This note contains all the provisions from previous editions which have not been removed. Some have been amended. For installations in operation at the date this note is published, the regulator should have already issued or varied the permit having regard to the previous editions. If they have not done so, this should now be done.
- 2.2 The new provisions of this note and the dates by which compliance with these provisions is expected are listed in **Table 2.1**, together with the paragraph number where the provision is to be found. Compliance with the new provisions should normally be achieved by the dates shown. Permits should be varied as necessary, having regard to the changes and the timetable.

**Table 2.1 - Compliance timetable**

| Guidance   | Relevant paragraph/row in this note | Compliance date                                   |
|--|-------------------------------------|---|
| Total particulate matter - emission limit value of 60mg/Nm <sup>3</sup> for all <b>new</b> and <b>replacement</b> waste wood combustion plant              | Table 3, Row 2                      | From first day of operation                       |
| Oxides of nitrogen (NO <sub>x</sub> ) - emission limit value of 400mg/Nm <sup>3</sup> for all new plant and any subsequent substantial change in operation | Table 3, Row 3                      | From first day of operation                       |
| Idling should not be permitted unless a technical justification can be given for allowing it   | Para 5.19                           | Within 12 months of the publication of this note. |
| All other provisions   |                                     | Within 12 months of the publication of this note. |

- 2.3 Replacement plant should normally be designed to meet the appropriate standards specified for new installations/activities.
- 2.4 Where provisions in the preceding guidance note have been deleted or relaxed, permits should be varied as necessary as soon as reasonably practicable. **Section 6** provides a summary of all changes.
- 2.5 For new activities, the permit should have regard to the full standards of this guidance from the first day of operation.

- 2.6 For substantially changed activities, the permit should normally have regard to the full standards of this guidance with respect to the parts of the activity that have been substantially changed and any part of the activity affected by the change, from the first day of operation.

## Permit reviews

- 2.7 Under LAPPC the legislation requires permits to be reviewed periodically but does not specify a frequency. It is considered for this sector that a frequency of once every eight years ought normally to be sufficient for the purposes of the appropriate Regulations<sup>3</sup>. Further guidance on permit reviews is contained in the appropriate Guidance Manual for [England and Wales](#), [Scotland](#) and [Northern Ireland](#). Regulators should use any opportunities to determine the variations to permits necessitated by paragraph 2.2 above in conjunction with these reviews.
- 2.8 Conditions should also be reviewed where complaint is attributable to the operation of the process and is, in the opinion of the regulator, justified.

---

<sup>3</sup> For details see [England and Wales, GGM](#) chapter 26, [Scotland, Practical guide](#) section 10, Northern Ireland [Part B Guidance](#) page 9, [Northern Ireland](#) Part C Guidance chapter 17.

### 3. Activity description

#### Regulations

- 3.1 This note applies to LAPPC installations for the combustion of fuel manufactured from or comprised of waste wood in appliances between 0.4 and 3MW rated thermal input and in appliances under 3MW aggregating to between 0.4 and 3MW, and such appliances over 3MW which are related to another Part B activity.
- 3.2 The activities for regulation are listed in **Table 3.1**.

| Table 3.1 - Regulations listing activities |                                    |                                    |                                    |
|--|------------------------------------|------------------------------------|------------------------------------|
| LAPPC                                      | England and Wales                  | Scotland                           | Northern Ireland                   |
|  | EPR Schedule 1 reference           | PPC Schedule 1 reference           | PPC Schedule 1 reference           |
| Part B                                     | <a href="#">Section 1.1 Part B</a> | <a href="#">Section 5.1 Part B</a> | n/a                                |
| Part C                                     | n/a                                | n/a                                | <a href="#">Section 5.1 Part C</a> |

The links are to the original version of the Regulations. A consolidated version is not available on [www.legislation.gov.uk](http://www.legislation.gov.uk).

#### Waste Incineration Directive (WID)

- 3.3 The Waste Incineration Directive 2000/76/EC (WID) is implemented by separate legislation for [England and Wales](#), [Scotland](#) and [Northern Ireland](#). Guidance on the [WID](#)<sup>4</sup> has been published. This guidance note (PG1/12) only applies to processes that are not caught by the Directive.
- 3.4 In the context of this note, "process" or activity comprises the whole process from receipt of raw materials via production of intermediates to dispatch of finished products, including the treating, handling and storage of all materials and wastes relating to the process.

<sup>4</sup> [WID guidance in Northern Ireland](#)

3.5 Notwithstanding any specific guidance contained in this note, the note **does not apply** to any activities which fall within the scope of the EU Waste Incineration Directive.

This note applies to:

- processes and activities for the burning of waste wood in any appliance with a rated thermal input of less than 3 MW but more than 400 kW; **and**
- processes and activities where a number of <3MW appliances are used together (whether or not simultaneously) where the aggregate rated thermal input is 400kW or more. In determining whether two or more appliances are used together, regulators should have regard to the following points:
  - a) could the function of the appliances equally be undertaken by a single larger appliance?
  - b) are the appliances fed from the same fuel storage silo?
  - c) are the appliances connected to a common indirect heating system?
- Part B appliances which are under 400kW and which escape the preceding bullet should apply the Clean Air Act standards.
- to processes or activities where waste wood is burned in an appliance with a net rated thermal input of 3 MW or more, and that process or activity is part of another process or activity prescribed for Part B. An example is a Part B timber process with a waste wood combustion appliance over 3MW both operated by the same person at the same location.

For combustion plant where wood is used as a fuel,

- 400kW approximates to a throughput of 90kg/hr of dry material;
- whilst 3 MW approximates to a throughput of 675kg/hr of dry material.

Under LAPPC, the 0.4MW threshold is “net rated thermal input”; the 3MW threshold is “rated thermal input”, which is taken as the gross thermal input. The gross rated thermal input is larger than the net rated thermal input by the amount of heat needed to vaporise water produced by the combustion of hydrogen in the fuel (the latent heat of condensation). For wood the gross rated thermal input is up to 5% above the net rated thermal input.

3.6 This note **does not apply** to gasification processes.

## Wood based waste

- 3.7 This note refers to the combustion of waste wood such as offcuts, chip and dust produced by woodworking operations, not regulated under the Waste Incineration Directive (WID).

The Environment Agency's position statement "[The environmental regulation of wood](#)" should be taken into account in deciding, in any case, whether particular wood for combustion constitutes "waste". At the time of publication of this note, version 2 of the position statement, issued in June 2010 applies, but any future revisions should also be taken into account.

- 3.8 This note also details the requirements for processes involving the combustion of reconstituted, coated or preserved wood - for example by the application of a surface coating or by treatment with resins and binders to produce chipboard or fibreboard). Most waste wood combustion processes within the size range covered by this note are operated in conjunction with timber manufacturing processes, for example, the manufacture of furniture and joinery.
- 3.9 Wood has a low ash content and a higher volatile content than coal and consequently, along with good control of the fuel size and moisture, good combustion chamber design is essential to achieve controlled combustion, for example, good turbulence characteristics and effective secondary air supply.
- 3.10 Wood may be introduced into the combustion chamber as offcuts, briquettes, pellets, woodchips, sawdust and fine dust. Often waste wood is transferred in a closed system by air from a woodworking process, through a cyclone directly to a storage hopper for automated feed into the furnace, and combustion of the waste wood is therefore an integral part of the arrestment plant for woodworking processes.
- 3.11 Wood as fuel is normally stored in bunkers and storage silos, dependant on the fuel type, wetness and size of product. The fuel is often fed automatically by mechanical feed systems using hydraulic pushing, walking floor and screw feed systems.
- 3.12 Wet wood and bark is normally stored in bunkers with walking floor mechanisms to allow movement of larger pieces and prevent bridging. Dry wood chips and dust are stored in steel or concrete silos, and mechanical discharge systems that meter the material.
- 3.13 Wood fuel is fed into the combustion chamber mechanically by screw helix, blown in, or hydraulically pushed. Inside the combustion chamber, wood is moved by underfeed screw, blown in or moving grate.

- 3.14 The amount of fuel fed into the combustion chamber is controlled automatically and balanced with the amounts of primary and secondary air to complete the combustion process. In the latest plant available, programmable logic controller (PLC) control the combustion time, temperature, oxygen levels and balanced primary and secondary air.
- 3.15 Combustion gases are then directed into a boiler section either to produce hot water, steam or thermal fluid. Energy produced might be used for process heat, building or district heat or for combined heat and power.
- 3.16 Particulate matter is removed from the exhaust gases, typically by multi-cyclones, or by electrostatic precipitation, bag-filters or ceramic filters.
- 3.17 Wood gasifiers are under development. During the combustion of wood, combustible gases are evolved from wood which then burn. Gasifiers separate these two steps and the combustion step is in an engine or separate boiler. However this note has **not** been written to provide guidance about gasifiers.

Figure 3.1 - Underfeed grate stoker

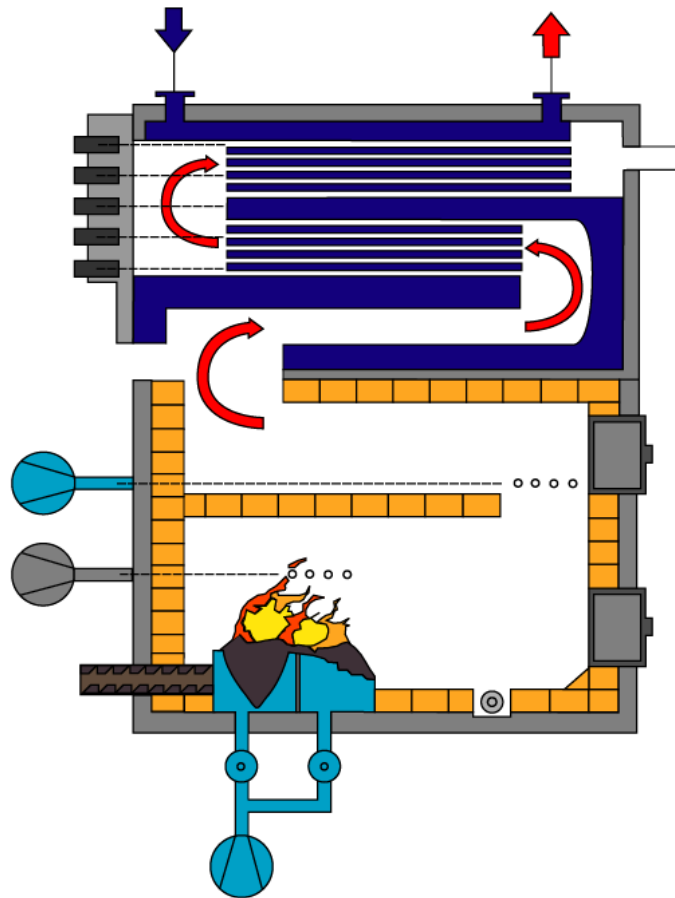


Figure 3.2 - Moving grate combustion chamber

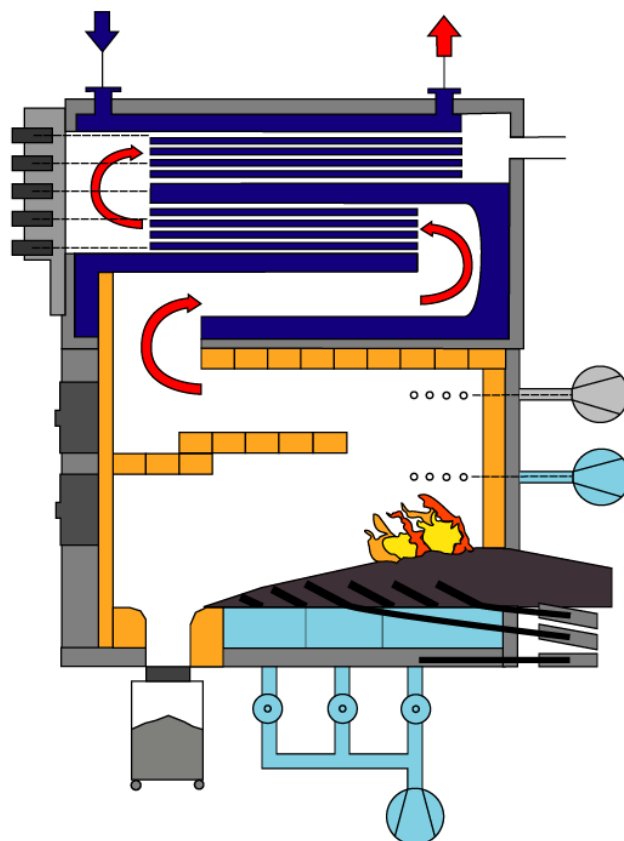




Figure 3.3 - Blowing in combustion chamber

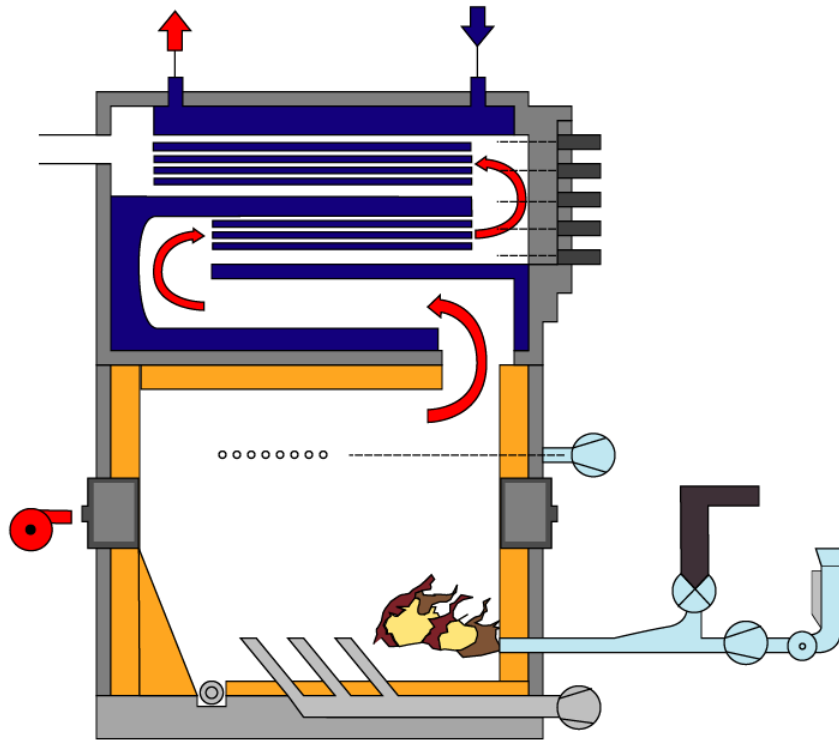
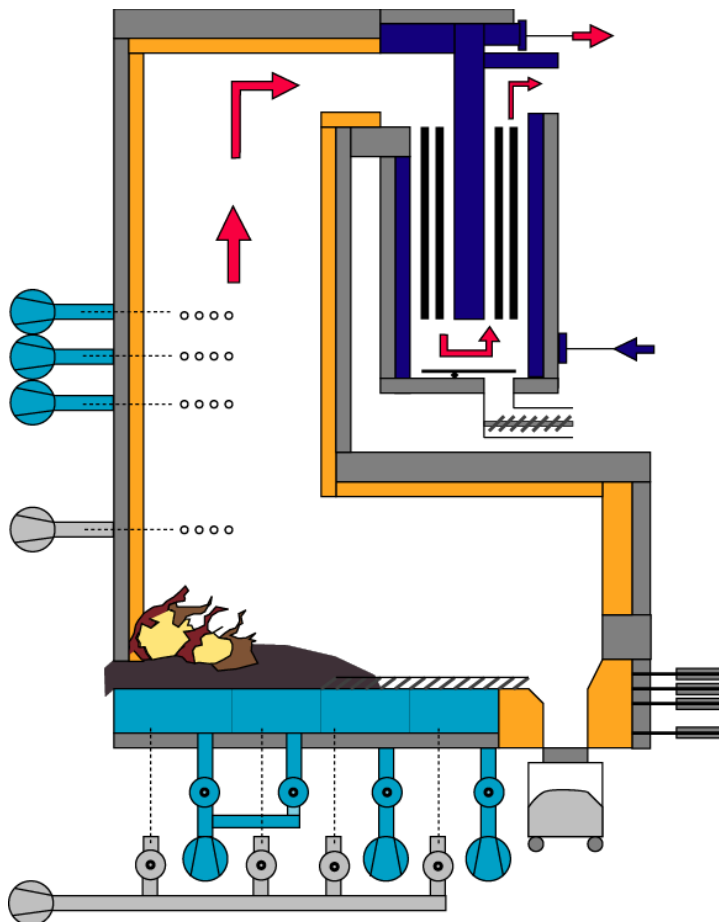


Figure 3.4 - Moving grate with vertical boiler



## 4. Emission limits, monitoring and other provisions

- 4.1 Emissions of the substances listed in **Table 4.1** should be controlled.
- 4.2 The emission limit values and provisions described in this section are achievable using the best available techniques described in **Section 5**. Monitoring of emissions should be carried out according to the method specified in this section or by an equivalent method agreed by the regulator. Where reference is made to a British, European, or International standard (BS, CEN or ISO) in this section, the standards referred to are correct at the date of publication. (Users of this note should bear in mind that the standards are periodically amended, updated or replaced.) The latest information regarding the monitoring standards applicable can be found at the [Source Testing Association website](#). Further information on monitoring can be found in Environment Agency publications, [M1 and M2](#).
- 4.3 All activities should comply with the emission limits and provisions with regard to releases in **Table 4.1**.

The reference conditions for limits in **Section 4** are: 273.1K, 101.3kPa, 11% oxygen.

**Table 4.1 - Emission limits, monitoring and other provisions**

| Row | Substance                                | Source                                | Emission limits/provisions | Type of monitoring   | Monitoring frequency |
|-----|--|---------------------------------------|----------------------------|--|----------------------|
| 1   | Carbon monoxide<br>(See Note 1 & Note 3) | Processes existing as at 1st Dec 1995 | What the plant can achieve | <ul style="list-style-type: none"> <li>Quantitative monitoring</li> <li>Visual and audible alarm and record</li> </ul> | Continuous           |
|     |  |                                       |                            | <b>PLUS</b>  | <b>PLUS</b>          |
|     |  |                                       |                            | Manual extractive testing  | Annual               |
|     |  |                                       |                            | Disregard: <ul style="list-style-type: none"> <li>30 minutes from cold start</li> </ul>                                |                      |
|     |  | Other processes less than 1MW         | 250 mg/m <sup>3</sup>      | <ul style="list-style-type: none"> <li>Quantitative monitoring</li> <li>Visual and audible alarm and record</li> </ul> | Continuous           |
|     |  |                                       |                            | <b>PLUS</b>  | <b>PLUS</b>          |
|     |  |                                       |                            | Manual extractive testing  | Annual               |
|     |  |                                       |                            | Disregard: <ul style="list-style-type: none"> <li>30 minutes from cold start</li> </ul>                                |                      |
|     |  | Other processes over 1MW              | 150 mg/m <sup>3</sup>      | <ul style="list-style-type: none"> <li>Quantitative monitoring</li> <li>Visual and audible alarm and record</li> </ul> | Continuous           |
|     |  |                                       |                            | <b>PLUS</b>  | <b>PLUS</b>          |
|     |  |                                       |                            | Manual extractive testing  | Annual               |
|     |  |                                       |                            | Disregard: <ul style="list-style-type: none"> <li>30 minutes from cold start</li> </ul>                                |                      |

|  |   |  |   |   |             |
|--|---|--|---|---|-------------|
| 2  | Total particulate matter                  | All processes  | <b>New Plant and replacement plant:</b><br>60 mg/m <sup>3</sup> | Filter leak monitor (see Note 2)<br>• Visual and audible alarm and record                       | Continuous  |
|  |   |  |   | <b>PLUS</b>   | <b>PLUS</b> |
|  |   |  |   | Manufacturers' guarantee<br><b>OR</b><br>Manual extractive testing                              | Annual      |
|  |   |  | <b>Existing Plant:</b><br>200mg/m <sup>3</sup><br>(see Note 3)  | • Quantitative monitoring<br>• Visual and audible alarm and record                              | Continuous  |
|  |   |  |   | <b>PLUS</b>   | <b>PLUS</b> |
|  |   |  |   | Manufacturers' guarantee (see Note 2)<br><b>OR</b><br>Manual extractive testing                 | Annual      |
| 3  | Oxides of Nitrogen (NO <sub>x</sub> )     | All processes  | New Plant:<br>• 400 mg/m <sup>3</sup>                           | Demonstrable upon commissioning and after any subsequent substantial change to the installation |             |
| 4  | Oxygen                                    | All processes where continuous carbon monoxide monitoring is provided            | Continuous quantitative monitoring and record                   |   |             |
| 5  | Organic compounds                         | All processes  | 20 mg/m <sup>3</sup>  | Manual extractive testing   | Annual      |
| <b>If appropriate, any of the following limits and provisions should be imposed:</b> |   |  |   |   |             |
| 6  | Chlorine (expressed as hydrogen chloride) | For any painted or coated fuels to which WID Article 2.2(a) (iv) does not apply. | 100 mg/m <sup>3</sup>   | Manual extractive testing   | Annual      |
| 7  | Hydrogen cyanide                          | For melamine-faced fuels   | 5 mg/m <sup>3</sup>   | Manual extractive testing   | Annual      |
| 8  | Formaldehyde                              | For plywood, chipboard, fibreboard and similar fuels                             | 5 mg/m <sup>3</sup>   | Manual extractive testing   | Annual      |

**Note 1:** The requirement to continuously monitor carbon monoxide shall not apply providing the following conditions are met:

- it can be demonstrated that there is consistency in fuel type and that fuel feed is continuous; **and**
- where automatic “oxygen trim” systems are in place such that the combustion air supply is dynamically regulated so as to maintain optimum oxygen concentrations to ensure the efficient destruction of carbon monoxide. See also paragraph 5.7

**Note 2:** In Row 2, where a manufacturers’ guarantee is available for existing plant to show that abatement equipment is capable of meeting an ELV of 60mg/m<sup>3</sup> for particulate matter, then only indicative continuous monitoring is required.

**Note 3:** The relevant trade associations have committed to undertake research into (among other matters) the scope for tighter PM limits for existing plant and a CO limit for pre-1/12/95 plant and to submit the results to Defra and the Devolved Administrations by the end of November 2013. A limited review of this guidance note will be undertaken on receipt of that research.

## Monitoring, investigating and reporting

4.4 The operator should monitor emissions, make tests and inspections of the activity. The need for and scope of testing (including the frequency and time of sampling) will depend on local circumstances.

- The operator should keep records of inspections, tests and monitoring, including all non-continuous monitoring, inspections and visual assessments. Records should be:
  - kept on site;
  - kept by the operator for at least two years; **and**
  - made available for the regulator to examine.
- If any records are kept off-site they should be made available for inspection within one working week of any request by the regulator.

## Information required by the regulator

4.5 The regulator needs to be informed of monitoring to be carried out and the results. The results should include process conditions at the time of monitoring.

- The operator should notify the regulator at least 7 days before any periodic monitoring exercise to determine compliance with emission limit values. The operator should state the provisional time and date of monitoring, pollutants to be tested and the methods to be used.
- The results of non-continuous emission testing should be forwarded to the regulator within 8 weeks of completion of the sampling.
- Adverse results from any monitoring activity (both continuous and non-continuous) should be investigated by the operator as soon as the monitoring data has been obtained. The operator should:
  - identify the cause and take corrective action;
  - clearly record as much detail as possible regarding the cause and extent of the problem, and the remedial action taken;
  - re-test to demonstrate compliance as soon as possible; **and** inform the regulator of the steps taken and the re-test results.

## Visible emissions

- 4.6 The aim should be to prevent any visible airborne emission from any part of the process. This aim includes all sites regardless of location. Monitoring to identify the origin of a visible emission should be undertaken and a variety of indicative techniques are available.
- Where ambient monitoring is carried out it may also be appropriate for the regulator to specify recording of wind direction and strength.
  - Where combustion units are in use for dryers then the combustion process should be controlled and equipment maintained as appropriate.
- 4.7 Emissions from combustion processes in normal operation should be free from visible smoke. During start up and shut down the emissions should not exceed the equivalent of Ringelmann Shade 1 as described in British Standard BS 2742: 2009.
- All other releases to air, other than condensed water vapour, should be free from persistent visible emissions.
  - All emissions to air should be free from droplets.

Where there are problems that, in the opinion of the regulator, may be attributable to the installation, such as local complaints of visual emissions or where dust from the installation is being detected beyond the site boundary, the operator should investigate in order to find out which part of their operation(s) is the cause.

- If this inspection does not lead to correction of the problem then the operator should inform the regulator who will determine whether ambient air monitoring is necessary. Ambient monitoring may either be by a British Standard method or by a method agreed with the regulator.

Whilst problems are ongoing, a visual check should also be made at least once per day/shift, by the operator, when an installation is being operated. The time, location and result of these checks, along with weather conditions such as indicative wind direction and strength, should be recorded. Once the source of the emission is known, corrective action should be taken without delay and where appropriate the regulator may want to vary the permit in order to add a condition requiring the particular measure(s) to be undertaken.

## Emissions of odour

- 4.8 The overall aim should be that all emissions are free from offensive odour outside the site boundary, as perceived by the regulator. However, the location of the installation will influence the assessment of the potential for odour impact as local meteorological conditions may lead to poor dispersion conditions. Where the site has a low odour impact due to its remoteness from sensitive receptors, the escape of offensive odour beyond the installation would be unlikely to cause harm.

Where there are problems that, in the opinion of the regulator, may be attributable to the installation, such as local complaints of odour or where odour from the installation is being detected beyond the site boundary, the operator should investigate in order to find out which part of their operation(s) is the cause.

Whilst problems are ongoing, a boundary check should also be made at least once per day/shift, by the operator, when an installation is being operated. The time, location and result of these checks, along with weather conditions such as indicative wind direction and strength, should be recorded. Once the source of the emission is known, corrective action should be taken without delay and where appropriate the regulator may want to vary the permit in order to add a condition requiring the particular measure(s) to be undertaken.

## Abnormal events

- 4.9 The operator should respond to problems which may have an adverse effect on emissions to air.
- In the case of abnormal emissions, malfunction or breakdown leading to abnormal emissions the operator should:
    - investigate and undertake remedial action **immediately**;
    - adjust the process or activity to minimise those emissions; **and**
    - promptly record the events and actions taken.
  - The regulator should be informed without delay, whether or not there is related monitoring showing an adverse result:
    - if there is an emission that is likely to have an effect on the local community; **or**
    - in the event of the failure of key arrestment plant, for example, bag filtration plant or scrubber units.
  - The operator should provide a list of key arrestment plant and should have a written procedure for dealing with its failure, in order to minimise any adverse effects.



## Start up and shutdown

- 4.10 Higher emissions may occur during start-up and shut-down of a process. These emissions can be reduced, by minimising, where possible, the number of start-ups and shut-downs and having adequate procedures in place for start-up, shut-down and emergency shut-downs.
- The number of start-ups and shutdowns should be kept to a minimum that is reasonably practicable.
  - All appropriate precautions must be taken to minimise emissions during start-up and shutdown.

## Continuous monitoring

- 4.11 Continuous monitoring can be either 'quantitative' or 'indicative'. With quantitative monitoring the discharge of the pollutant(s) of concern is measured and recorded numerically. For pollution control this measurement is normally expressed in milligrams per cubic metre of air ( $\text{mg}/\text{m}^3$ ). Where discharge of the pollutant concerned is controlled by measuring an alternative parameter (the 'surrogate' measurement), this surrogate is also expressed numerically.

Continuous indicative monitoring is where a permanent device is fitted, for example, to detect leaks in a bag filter, but the output, whether expressed numerically or not, does not show the true value of the discharge. When connected to a continuous recorder it will show that emissions are gradually (or rapidly) increasing, and therefore maintenance is required. Alternatively it can trigger an alarm when there is a sudden increase in emissions, such as when arrestment plant has failed.

- 4.12 Where continuous indicative monitoring has been specified, the information provided should be used as a management tool. Where used, the monitor should be set up to provide a baseline output when the plant is known to be operating under the best possible conditions and emissions are complying with the requirements of the permit. Where used to trigger alarms, the instrument manufacturer should be able to set an output level which corresponds to around 75% of the emission limit. Thus the alarms are activated in response to this significant increase in pollutant loading above the baseline, so that warning of the changed state is given before an unacceptable emission occurs. The regulator may wish to agree the alarm trigger level.

4.13 Where continuous monitoring is required, it should be carried out as follows:

- All continuous monitoring readings should be on display to appropriately trained operating staff.
- Instruments should be fitted with audible and visual alarms, situated appropriately to warn the operator of arrestment plant failure or malfunction.
- The activation of alarms should be automatically recorded.
- All continuous monitors should be operated, maintained and calibrated (or referenced, in the case of indicative monitors) in accordance with the manufacturers' instructions, which should be made available for inspection by the regulator. The relevant maintenance and calibration (or referencing, in the case of indicative monitors) should be recorded.
- Emission concentrations may be reported as zero when the plant is off and there is no flow from the stack. If required a competent person should confirm that zero is more appropriate than the measured stack concentration if there is no flow.
- Any continuous emission monitor (CEM) used should provide reliable data >95% of the operating time, (i.e. availability >95%). A manual or automatic procedure should be in place to detect instrument malfunction and to monitor instrument availability.

## Calibration and compliance monitoring

4.14 Compliance monitoring can be carried out either by use of a continuous emissions monitor (CEM), or by a specific extractive test carried out at a frequency agreed with the regulator.

4.15 Where a CEM is used for compliance purposes it must be periodically checked, (calibrated), to ensure the readings being reported are correct. This calibration is normally done by carrying out a parallel stand-alone extractive test and comparing the results with those provided by the CEM.

4.16 For extractive testing the sampling should meet the following requirements:

- For batch processes, where the production operation is complete within, say, 2 hours, then the extractive sampling should take place over a complete cycle of the activity; **and**
- For all activities the sampling period should be sufficient such that at least 3 results are obtained.

4.17 Should the activity either be continuous, or have a batch cycle that is not compatible with the time available for sampling, then the data required should be obtained over a minimum period of 2 hours in total.

- For demonstration of compliance where a CEM is used no daily mean of all 15-minute mean emission concentrations should exceed the specified emission concentration limits during normal operation (excluding start-up and shut-down); **and**
- No 15-minute mean emission concentration should exceed twice the specified emission concentration limits during normal operation (excluding start-up and shut-down).
- For extractive testing, no result of monitoring should exceed the emission limit concentrations specified.

4.18 Exhaust flow rates should be consistent with efficient capture of emissions, good operating practice and meeting the requirements of the legislation relating to the workplace environment.

- The introduction of dilution air to achieve emission concentration limits should not be permitted.

Dilution air may be added for waste gas cooling or improved dispersion where this is shown to be necessary because of the operational requirements of the plant, but this additional air should be discounted when determining the mass concentration of the pollutant in the waste gases.

## Varying of monitoring frequency

4.19 Where non-continuous quantitative monitoring is required, the frequency may be varied. Where there is consistent compliance with emission limits, regulators may consider reducing the frequency. However, any significant process changes that might have affected the monitored emission should be taken into account in making the decision.

4.20 The following should be considered when deciding whether compliance is consistent:

- a) variability of monitoring results, for example, results which range from 15 - 45mg/m<sup>3</sup>, against an emission limit of 50mg/m<sup>3</sup> might not qualify for a reduction in monitoring.
- b) the margin between the results and the emission limit, for example, results which range from 45 - 50mg/m<sup>3</sup> when the limit is 50mg/m<sup>3</sup> might not qualify for a reduction in monitoring.

Consistent compliance should be demonstrated using the results from at least;

- three or more monitoring exercises within two years; **or**
- two or more monitoring exercises in one year supported by continuous monitoring.

Where a new or substantially changed process is being commissioned, or where emission levels are near to or approach the emission concentration limits, regulators should consider increasing the frequency of testing.

- 4.21 A reduction in monitoring frequency should not be permitted where continuous quantitative or indicative monitoring is required. These types of monitoring are needed to demonstrate at all times when the plant is operating, that either the emission limits are being complied with or that the abatement equipment is functioning correctly.

## Monitoring of unabated releases

- 4.22 Where emission limit values are consistently met without the use of abatement equipment, the monitoring requirement for those pollutants should be dispensed with subject to the “Varying of monitoring frequency” paragraphs above.
- 4.23 Care is needed in the design and location of sampling systems in order to obtain representative samples for all release points. The operator should ensure that adequate facilities for sampling are provided on vents or ducts. Sampling points on new plant should be designed to comply with the British or equivalent standards.

Where monitoring is not in accordance with the main procedural requirements of the relevant standard, deviations should be reported as well as an estimation of any error invoked.

## Sampling provisions

- 4.24 Whether sampling on a continuous or non-continuous basis, care is needed in the design and location of sampling systems, in order to obtain representative samples for all release points.
- Sampling points on new plant should be designed to comply with the British or equivalent standards (see **paragraph 4.2**).
  - The operator should ensure that relevant stacks or ducts are fitted with facilities for sampling which allow compliance with the sampling standards.

## 5. Control techniques

### Summary of best available techniques

- 5.1 **Table 5.1** provides a summary of the best available techniques that can be used to control the process in order to meet the emission limits and provisions in **Section 4**. Provided that it is demonstrated to the satisfaction of the regulator that an equivalent level of control will be achieved, then other techniques may be used.

**Table 5.1 - Summary of control techniques**

| Release source   | Fuel                               | Substance                                 | Control techniques  |
|--|------------------------------------|---|---|
| Fuel Store   | All fuels                          | Particulate matter                        | <ul style="list-style-type: none"> <li>• Silos, or enclose, cover</li> <li>• Automatic fuel feed</li> </ul> |
| Flue gas   | All fuels                          | Particulate matter                        | Cyclone, ESP or filter exhaust gases  |
|  |                                    | Carbon monoxide                           | Good combustion   |
|  |                                    | Oxides of nitrogen                        | Avoid excessive temperatures  |
|  |                                    | Volatile organic compounds including PAHs | Good combustion   |
|  | Plywood, chipboard, fibreboard etc | Formaldehyde                              | Good combustion   |
|  |                                    | Oxides of nitrogen                        | Avoid excessive temperatures  |
|  | Melamine faced wood                | Hydrogen cyanide, nitrogen oxides         | Less melamine burnt, good combustion  |
| Painted or coated fuels to which WID Article 2.2(a)(iv) does not apply | Hydrogen chloride                  | Minimise chlorine content of fuel         |   |
| Ash  |                                    | Particulate matter                        | Contained ash storage and handling, filter emissions to air   |

# Techniques to control emissions from contained sources

## Good combustion

5.2 Good combustion needs management and control of a number of parameters:

- fuel content and its rate of feed;
- primary and secondary air;
- temperature in the chamber and the heat exchanger;
- oxygen levels.

Controls that also use levels of carbon monoxide and inflammables are possible but uncommon.

Continuous feed produces better combustion than stop-start burning. Furnace design, combustion controls and operation are as important as fuel control to produce low levels of emissions. Efficient chimney ventilation maintains performance of the appliance and will reduce the accumulation of soot or particles in the chimney.

## Design

5.3 Modern boilers may have:

- Re-circulated flue gases to ensure optimum combustion, with minimum excess air;
- Sophisticated electronic control systems that monitor all the components of the flue gas, and make adjustments to fuel and air flows to maintain conditions within specified parameters;
- Greatly improved turndown ratios (the ratio between maximum and minimum firing rates) which enable efficiency and emission parameters to be satisfied over a greater range of operation.

5.4 Matching the heat requirement with the waste load promotes good control. When the heat requirement is low and the waste load is high, a heat dump will be needed to dissipate unwanted heat.

A multi-compartment combustor might be set up for different fuels in the separate compartments. Separate stokers could handle different sized fuels.

- 5.5 Leakage of gases in or out of the combustion and flue systems is undesirable and inefficient.
- Combustion chambers, casings, ductwork and ancillary equipment should be made and maintained as gas tight as is practicable.
- 5.6 The furnace should be designed with the aim of minimising the period of time during which the operator needs to gain access to the combustion space for the purpose of de-ashing.

For **existing** processes, automatic de-ashing systems should be used wherever practicable with regard to combustion plant design.

For **new** processes above 1MW:

- Automatic de-ashing systems should be used.

### **Oxygen Trim**

- 5.7 Accurate control of the amount of air is essential to boiler efficiency. More air than the theoretical minimum requirement for complete combustion is usually supplied for the following reasons.
- Ensure stable combustion and prevent the formation of carbon monoxide (CO);
  - Allow for variations in the required air-to-fuel ratio due to combustion air temperature, pressure and humidity changes;
  - Allow for slight variations in the chemical composition of the fuel gas and its supply pressure;
  - Allow for operating range inconsistencies of fuel-to-air ratio control equipment such as valves, linkages and regulators;
  - Provide good air-fuel mixing in order to ensure complete combustion over the operating range of the burner.
- 5.8 Although it may be possible to monitor and adjust the burner on a daily basis, it is not practical. Automatic oxygen systems continuously monitor the flue gases and adjust the burner air supply. They are generically called 'Oxygen Trim Systems'.

### **Burners and burner control systems**

- 5.9 Burners are the devices responsible for:
- Proper mixing of fuel and air in the correct proportions, for efficient and complete combustion;
  - Determining the shape and direction of the flame.

- 5.10 An important function of burners is turndown. This is usually expressed as a ratio and is based on the maximum firing rate divided by the minimum controllable firing rate.
- 5.11 Burner control systems range from very simple on/off types to complex modulating systems capable of matching boiler load across the whole turndown ratio, thereby saving energy and increasing efficiency.

## Temperature

- 5.12 On start-up from cold, prior to the introduction of waste wood into the furnace, the combustion zone temperature needs to be raised, using an ancillary burner fired by gas, oil or virgin wood (see **paragraph 3.7**).
- 5.13 The emission limits values given in **Table 4.1** should be met from the point when waste wood is introduced into the process.
- Waste wood should not be burnt during the start-up from cold.

## Carbon monoxide

- 5.14 Carbon monoxide (CO) is a good indicator of poor combustion, formed by the incomplete combustion of carbonaceous fuels. No techniques are available for its removal, but good combustion will minimise it. Maintaining adequate oxygen levels is the main technique.

With too much excess air, however, there will be considerable particulate carryover, a drop in temperature and thermal efficiency, and increased production of PAH (polyaromatic hydrocarbons).

When the burner is idling, carbon monoxide concentrations can rise significantly. In many cases it is technically feasible to prevent idling, but in a few cases it may only be possible to minimise it.

Operators should justify to the regulator if this is not technically feasible.

- Idling should not be permitted

**or**

- Idling should be minimised



## Particulate Matter (PM<sub>10</sub> and PM<sub>2.5</sub>)

- 5.15 Good combustion techniques minimise emissions of uncombusted gaseous and solid carbon emitted as particulate matter (PM<sub>10</sub>). Significantly greater quantities of PM<sub>10</sub> are emitted by poor combustion, when ash plus black or brown carbon is emitted.
- 5.16 PM<sub>2.5</sub> is produced when there is poor combustion. When there is too high a temperature and insufficient oxygen, soot is formed (black carbon). When the temperature is too low, then combustion is incomplete and tarry matter is emitted that contains polyaromatic hydrocarbons (brown carbon).

## Polyaromatic Hydrocarbons (PAH)

- 5.17 Polyaromatic hydrocarbon emissions (PAH) are minimised by good combustion. PAH is emitted principally at start up from cold, and also during ordinary combustion. Cool-down produces very little PAH. Fuel with a narrow size and moisture distribution burns much better than mixed-size fuels or fuel of variable moisture level. Limiting chlorine in the fuel, good combustion and low particulate emissions minimise the emission of PCDD/F (polychlorinated dibenzo-p-dioxins and polychlorinated dibenzofurans).

## Fuel control

- 5.18 Variation in fuel size and moisture content limits the ability of combustion control systems to produce good combustion. Uncovered storage of fuels should be avoided to keep fuel dry. The separate storage and feeding of offcuts, briquettes, woodchips and dust allows improved control if there are difficulties in complying with the emission limits.
- 5.19 Part of the chlorine in the material burnt becomes hydrogen chloride during combustion. Control is by preventing the burning of PVC material and other chlorine-containing materials.
- PVC wrappings should not be burnt.

## Fuel feed

- 5.20 Automatic fuel feed systems prevent the emission of smoke fumes and other substances during charging and promote better combustion by charging little and often.

For **existing** processes, automatic feed systems should be used wherever practicable with regard to combustion plant design.

For **new** processes:

- Automatic fuel feed systems should be used.

## Abatement of Particulate Matter

5.21 Manufacturers are developing primary measures to reduce emissions of particulate matter. Where primary measures are not sufficient to meet the requirements of **Table 4.1**, secondary measures will be needed. Available techniques for reduction of particulate matter emissions from the exhaust gases are:

- Cyclones (multicyclones)
- Electrostatic precipitators (ESP)
- Fabric filters (baghouses)
- Ceramic filters

5.22 Most new, automatic boilers are fitted with some form of flue gas cleaning device to remove particulate matter from the flue gas before release to the atmosphere.

- The dust collection system has to be chosen with respect to the required emission limit value (ELV) and the actual operating conditions. Cyclones are often used as a first stage gas cleaning device but cyclones alone are not expected to be able to meet the compliance requirements of **Table 4.1** with regard to particulate matter.

5.23 Precipitators function by electrostatically charging the dust particles in the gas stream. The charged particles are then attracted to and deposited on plates or other collection devices. When enough dust has accumulated, the collectors are shaken to dislodge the dust, causing it to fall with the force of gravity to hoppers below. The dust is then removed by a conveyor system for disposal or recycling.

Fabric filters would need the gases to be cooled before filtration. Ceramic filters are able to filter gases at raised temperatures.

5.24 Boilers operated at part load should still meet the emission limits in **Table 4.1**.

### Manufacturers' guarantee for fabric or ceramic filters

5.25 Regulators should be provided with a guarantee from the filter manufacturer that a newly-installed set of filters will meet this emission concentration limit, and the guarantee should be supported by emission test data for the filter type that the guarantee relates to.

5.26 Where existing filter arrestment plant is upgraded to achieve the above emission concentration limit in respect of particulate matter, a guarantee should be obtained either from the filter manufacturer or the company which carries out the upgrading, that the upgraded plant will meet the emission concentration limit. The guarantee should be supported by emission test data for the abatement plant type fitted with the filter media, to which the guarantee relates.

- 5.27 Arrestment plant should be serviced and maintained in accordance with the manufacturers' recommendations so as to maintain the validity of the guarantee of emission concentration limit.

Where no such guarantee is obtainable, either for new arrestment plant fitted with filters or for existing plant which has been upgraded, emission testing from that plant should be required, to demonstrate compliance with the emission concentration limit for particulate matter.

## Techniques to control fugitive emissions

- 5.28 Stocks of dusty, or potentially dusty, materials can be stored, for example, with covering and screening that prevent wind whipping. Ash and abatement plant dust can be kept enclosed and bag filters can prevent emissions to air at transfer points. Covering stocks of offcuts and bales of wood will prevent wind whipping of dust and rain increasing the moisture content. All woodchips and sawdust should be stored in covered containers or purpose-built silos.

Where the wood waste is delivered to the silo automatically from the production process, displacement air should be discharged through suitable arrestment plant, for example a bag filter.

Attention is drawn to the fire and explosion risks associated with moving wood dust and wood waste.

- All waste fuels and all dusty or potentially dusty materials should be stored in covered containers, purpose-built silos or undercover.

- 5.29 Normally, when producing woodchips or shredding bales, a machine under negative pressure will minimise the emission of particulate matter.

- Shredding of offcuts and bales should be done in a machine under negative pressure vented to suitable arrestment plant - for example a bag filter.

- 5.30 Dusty or potentially dusty spillages can be cleaned up promptly, without dry sweeping. Major spillages need vacuum cleaning which can be brought to site the same day. A high standard of housekeeping is needed. Prevention is preferable but external dust on structures and roofs is prone to wind entrainment, and needs clearing up. Loading to and from stockpiles should be carried out so as to minimise emissions to the air.

- All spillages should be cleared up promptly by vacuum cleaning, wet methods, or other appropriate techniques. Dry sweeping of dusty spillages should not be permitted. Wet material from spillages should be dried before being burnt.

- All ductwork and piping used to deliver fuel to the storage system and combustion plant should be leakproof to prevent the emission of particulate matter.
- A high standard of housekeeping should be maintained.

### **Silos and supply hoppers**

- Silos and supply hoppers to baling, shredding or combustion plant should be fitted with a high level alarm or volume indicator to warn of overfilling.
- The delivery system should be provided with an interlock to prevent the silo or supply hopper being overfilled. The interlock mechanism should cause the material to be discharged to an alternative storage container, where necessary vented to suitable arrestment plant.

## **Air quality**

### **Dispersion & dilution**

- 5.31 Pollutants that are emitted via a stack require sufficient dispersion and dilution in the atmosphere to ensure that they ground at concentrations that are deemed harmless. This is the basis upon which stack heights are calculated using HMIP Technical Guidance Note (Dispersion) D1. The stack height so obtained is adjusted to take into account local meteorological data, local topography, nearby emissions and the influence of plant structure.

The calculation procedure of D1 is usually used to calculate the required stack height but alternative dispersion models may be used in agreement with the regulator. An operator may choose to meet tighter emission limits in order to reduce the required stack height.

- 5.32 Where an emission consists purely of air and particulate matter, (i.e. no products of combustion or any other gaseous pollutants are emitted) the above provisions relating to stack height calculation for the purpose of dispersion and dilution should not normally be applied. Revised stack height calculations should not be required as a result of publication of this revision of the PG note, unless it is considered necessary because of a breach or serious risk of breach of an EC Directive limit value or because it is clear from the detailed review and assessment work that the permitted process itself is a significant contributor to the problem.

## Ambient air quality management

5.33 In areas where air quality standards or objectives are being breached or are in serious risk of breach and it is clear from the detailed review and assessment work under Local Air Quality Management that the permitted process itself is a significant contributor to the problem, it may be necessary to impose tighter emission limits. If the standard that is in danger of being exceeded is not an EC Directive requirement, then industry is not expected to go beyond BAT to meet it. Decisions should be taken in the context of a local authority's Local Air Quality Management action plan. For example, where a permitted process is only responsible to a very small extent for an air quality problem, the authority should not unduly penalise the operator of the process by requiring disproportionate emissions reductions. Paragraph 59 of the [Air Quality Strategy 2007 \[Volume 1\]](#) gives the following advice:

“...In drawing up action plans, local authority environmental health/pollution teams are expected to engage local authority officers across different departments, particularly, land-use and transport planners to ensure the actions are supported by all parts of the authority. In addition, engagement with the wider panorama of relevant stakeholders, including the public, is required to ensure action plans are fit-for-purpose in addressing air quality issues. It is vital that all those organisations, groups and individuals that have an impact upon local air quality, buy-in and work towards objectives of an adopted action plan.”

5.34 In the context of this note there may be cases where, for air quality reasons, ceramic filters, electrostatic precipitators (ESP) or techniques which achieve a similar level of PM and NO<sub>x</sub> abatement, are considered, in a particular location, to amount to BAT.

## Stacks, vents and process exhausts

5.35 Liquid condensation on internal surfaces of stacks and exhaust ducts might lead to corrosion and ductwork failure or to droplet emission. Adequate insulation will minimise the cooling of waste gases and prevent liquid condensation by keeping the temperature of the exhaust gases above the dewpoint. A leak in a stack/vent and the associated ductwork, or a build up of material on the internal surfaces may affect dispersion:

- Flues and ductwork should be cleaned to prevent accumulation of materials, as part of the routine maintenance programme.

- 5.36 When dispersion of pollutants discharged from the stack (or vent) is necessary, the target exit velocity should be 15m/s under normal operating conditions, (but see paragraph below regarding wet plumes). In order to ensure dispersion is not impaired by either low exit velocity at the point of discharge, or deflection of the discharge, a cap, or other restriction, should not be used at the stack exit. However, a cone may sometimes be useful to increase the exit velocity to achieve greater dispersion.
- 5.37 An exception to the above is where wet arrestment is used as the abatement. Unacceptable emissions of droplets could occur from such plant where the linear velocity in the stack exceeds 9m/s.

To reduce the potential of droplet emissions a mist eliminator should be used. Where a linear velocity of 9m/s is exceeded in existing plant, consideration should be given to reducing this velocity as far as practicable to ensure such droplet entrainment and fall-out does not happen.

## Management

### Management techniques

- 5.38 Important elements for effective control of emissions include:
- proper management, supervision and training for process operations;
  - proper use of equipment;
  - effective preventative maintenance on all plant and equipment concerned with the control of emissions to the air; **and**
  - ensuring that spares and consumables - in particular, those subject to continual wear – are held on site, or available at short notice from guaranteed local suppliers, so that plant breakdowns can be rectified rapidly. This is important with respect to arrestment plant and other necessary environmental controls. It is useful to have an audited list of essential items.

### Appropriate management systems

- 5.39 Effective management is central to environmental performance; it is an important component of BAT and of achieving compliance with permit conditions. It requires a commitment to establishing objectives, setting targets, measuring progress and revising the objectives according to results. This includes managing risks under normal operating conditions and in accidents and emergencies.

It is therefore desirable that installations put in place some form of structured environmental management approach, whether by adopting published standards (ISO 14001 or the EU Eco Management and Audit Scheme [EMAS]) or by setting up an environmental management system (EMS) tailored to the nature and size of the particular process. Operators may also find that an EMS will help identify business savings.

- 5.40 Regulators should use their discretion, in consultation with individual operators, in agreeing the appropriate level of environmental management. Simple systems which ensure that LAPPC considerations are taken account of in the day-to-day running of a process may well suffice, especially for small and medium-sized enterprises. Regulators are urged to encourage operators to have an EMS for all their activities, but it is outside the legal scope of an LAPPC permit to require an EMS for purposes other than LAPPC compliance. For further information/advice on EMS refer to the appropriate chapter of the appropriate Guidance Manual for [England and Wales](#), [Scotland](#) and [Northern Ireland](#).

## Training

- 5.41 Staff at all levels need the necessary training and instruction in their duties relating to control of the process and emissions to air. In order to minimise risk of emissions, particular emphasis should be given to control procedures during start-up, shut down and abnormal conditions. Training may often sensibly be addressed in the EMS referred to above.
- All staff whose functions could impact on air emissions from the activity should receive appropriate training on those functions. This should include:
    - awareness of their responsibilities under the permit;
    - steps that are necessary to minimise emissions during start-up and shutdown;
    - actions to take when there are abnormal conditions, or accidents or spillages that could, if not controlled, result in emissions.
  - The operator should maintain a statement of training requirements for each post with the above mentioned functions and keep a record of the training received by each person. These documents should be made available to the regulator on request.

## Maintenance

5.42 Effective preventative maintenance plays a key part in achieving compliance with emission limits and other provisions. All aspects of the process including all plant, buildings and the equipment concerned with the control of emissions to air should be properly maintained. In particular:

- The operator should have the following available for inspection by the regulator:
  - a written maintenance programme for all pollution control equipment; **and**
  - a record of maintenance that has been undertaken.



## 6. Summary of changes

The main changes to this note, with the reasons for the change, are summarised in **Table 6.1**. Minor changes that will not impact on the permit conditions e.g. slight alterations to the Process Description have not been recorded.

**Table 6.1 - Summary of changes**

| Section/<br>paragraph/<br>row                           | Change   | Reason   | Comment  |
|---|--|--|--|
| Note title  | Combustion of Waste Wood – changed from “Solid Fuel manufactured from Waste”   | All other fuels considered as waste would fall under WID             |  |
|   | Statutory Guidance – changed from Secretary of State’s guidance  | Accommodation of the devolved administrations                        |  |
| Introduction  | Simplification of text   | Make Note clearer  |  |
|   | Addition of hyperlinks   | Change to electronic format  | Removes need for extensive footnotes/ references |
| Paras 1.1 & 1.2   | Legal basis amended for the application of the guidance Note in Northern Ireland and Scotland.   | Accommodation of the devolved administrations                        |  |
| <b>Section 3 - Activity description</b>                 |  |  |  |
| Para 3.3  | Amended text on WID for the application of the guidance Note in Northern Ireland and Scotland.   | Accommodation of the devolved administrations                        |  |
| Para 3.7  | Reference to Environment Agency’s Position Statement for waste wood  | Clarification of guidance on waste wood                              |  |
|   | Removal of references to paper and card, poultry and other animal litter   | These fuel types are waste and fall under WID                        |  |
| <b>Section 4 - Emission Limits and other provisions</b> |  |  |  |
| Carbon Monoxide - Table 3, Row 1, Note 1                | The requirement to continuously monitor carbon monoxide shall not apply providing it can be demonstrated that there is consistency in fuel type and that fuel feed is continuous and where automatic “oxygen trim” systems are in place such that the combustion air supply is dynamically regulated | Allow flexibility leading to potential to reduce costs of monitoring |  |
| Total particulate matter - Table 3, Row 2               | Addition of a provision to ensure all <b>new</b> appliances can meet an ELV of 60mg/m <sup>3</sup> from first day of operation.  | BAT for process  |  |
| Total particulate matter - Table 3, Row 2, Note 2       | Where a manufacturers’ guarantee is available for existing plant to show that abatement equipment is capable of meeting an ELV of 60mg/m <sup>3</sup> for particulate matter, then only indicative continuous monitoring is required.  | Allow flexibility leading to potential to reduce costs of monitoring |  |

|   |   |  |   |
|---|---|--|---|
| Total particulate matter - Table 3, Row 2, Note 3 | The relevant trade associations have committed to undertake research into (among other matters) the scope for tighter PM limits for existing plant and a CO limit for pre-1/12/95 plant and to submit the results to Defra and the Devolved Administrations by the end of November 2013. A limited review of this guidance note will be undertaken on receipt of that research. | Research into applicable BAT for process                         |   |
| Oxides of nitrogen - Table 3, Row 3               | Addition of a provision to ensure all new appliances can meet an ELV of 400mg/m <sup>3</sup> for NOx, demonstrable at commissioning and also after any subsequent substantial changes in operation.   | Improved control over environmental impact                       | From first day of operation   |
| Paras 4.6 – 4.7<br>Visible Emissions              | Revised text describing approach to take to visible and odorous emissions. Removal of arrowed condition suggesting inclusion of an odour boundary condition.  | Allows more flexibility in managing visible/odorous emissions.   | Conditions requiring boundary checks will normally only be appropriate where potential odour is particularly offensive (see chapter 17 of the GGM). |
| Para 4.8 - Emissions of odour                     |   |  |   |
| <b>Section 5 - Control techniques</b>             |   |  |   |
| Table 4   | Painted and PVC faced   |  |   |
| Para 5.6  | New plant above 1MW – automatic de-ashing systems should be used  | Minimises fugitive emissions                                     |   |
| Para 5.14   | Carbon Monoxide – amended text to say that idling should not be permitted unless a technical justification can be given for allowing it.  | Minimises CO and encourages good combustion techniques           |   |
| Para 5.19   | Text amended to say that PVC materials should not be burnt.   | Fuel control technique for hydrogen chloride                     |   |
| Paras 5.25 – 5.27                                 | New text describing expectations of operators that rely on manufacturers' guarantees for performance of abatement plant in lieu of extractive monitoring tests.   | Requires improved management and maintenance for abatement plant |   |
| Air Quality                                       | Clarification of exhaust velocity requirements.   |  |   |
| <b>Section 8 - Definitions</b>                    |   |  |   |
| Definitions                                       | Additional text added in to clarify definitions used in PG note.  |  |   |

## 7. Further information

### Sustainable consumption and production (SCP)

Both business and the environment can benefit from adopting sustainable consumption and production practices. Estimates of potential business savings include:

- £6.4 billion a year UK business savings from resource efficiency measures that cost little or nothing;
- 2% of annual profit lost through inefficient management of energy, water and waste;
- 4% of turnover is spent on waste.

When making arrangement to comply with permit conditions, operators are strongly advised to use the opportunity to look into what other steps they may be able to take. Regulators may be willing to provide assistance and ideas, although cannot be expected to act as unpaid consultants.

### Health and safety

Operators of installations must protect people at work as well as the environment:

- requirements of a permit should not put at risk the health, safety or welfare of people at work or those who may be harmed by the work activity;
- equally, the permit must not contain conditions whose only purpose is to secure the health of people at work. That is the job of the health and safety enforcing authorities.

Where emission limits quoted in this guidance conflict with health and safety limits, the tighter limit should prevail because:

- emission limits under the relevant environmental legislation relate to the concentration of pollutant released into the air from prescribed activities;
- exposure limits under health and safety legislation relate to the concentration of pollutant in the air breathed by workers;
- these limits may differ since they are set according to different criteria. It will normally be quite appropriate to have different standards for the same pollutant, but in some cases they may be in conflict (for example, where air discharged from a process is breathed by workers). In such cases, the tighter limit should be applied to prevent a relaxation of control.

## Further advice on responding to incidents

The UK Environment Agencies have published [guidance](#) on producing an incident response plan to deal with environmental incidents. Only those aspects relating to air emissions can be subject to regulation via a Part B (Part C in NI) permit, but regulators may nonetheless wish to informally draw the attention of all appropriate operators to the guidance.

It is not envisaged that regulators will often want to include conditions, in addition to those advised in this PG note, specifying particular incident response arrangements aimed at minimising air emissions. Regulators should decide this on a case-by-case basis. In accordance with BAT, any such conditions should be proportionate to the risk, including the potential for harm from air emissions if an incident were to occur. Account should therefore be taken of matters such as the amount and type of materials held on site which might be affected by an incident, the likelihood of an incident occurring, the sensitivity of the location of the installation, and the cost of producing any plans and taking any additional measures.

## 8. Definitions

**Table 8.1 - Definitions**

|                           |   |
|---------------------------|---|
| This guidance             | Process Guidance Note 1/12(11)  |
| Previous guidance         | Process Guidance Note 1/12(04) which in its turn had replaced PG 1/12(95)   |
| LAPPC                     | explained in the Introduction of this guidance  |
| Permit                    | the written permission to operate an installation prescribed for LAPPC  |
| Local enforcing authority | replaced by the word 'regulator' in LAPPC   |
| Existing process          | <ul style="list-style-type: none"> <li>• a process which was being carried on at some time in the 12 months immediately preceding the first day of the month following publication of this guidance note;</li> <li>• a process which is to be carried on at a works, plant or factory or by means of mobile plant which was under construction or in the course of manufacture or in the course of commission on the first day of the month following publication of this guidance note, or the construction or supply of which was the subject of a contract entered into before that date.</li> </ul> |
| New process               | not an existing process   |
| Installation              | should be interpreted in accordance with the guidance contained in the <a href="#">General Guidance Manual</a> on Policy and Procedures for A2 and B Installations.   |
| Reconstituted wood        | material made from wood and resin / adhesives, such as plywood, particleboard, oriented strand board (OSB), and fibreboard incl. mdf and hardboard  |
| Coated wood               | wood with a coating e.g. paint, varnish, veneer, foil or laminate   |
| Preserved wood            | wood that may contain halogenated organic compounds or heavy metals as a result of treatment with wood preservatives or coating   |
| Oxygen trim               | is a combustion control technique where the oxygen level in or close to the combustion chamber outlet is continuously monitored and the level is fed back into the programmable logic controller  |