



**MORAY  
VISITOR SURVEY  
2004/5**

**AUTHOR**

Harvey Snowling

Economics & Statistics  
Forestry Commission  
231 Corstorphine Road  
Edinburgh  
EH12 7AT

Tel: 0131 314 6218  
Fax: 0131 316 4344

Email: [statistics@forestry.gov.uk](mailto:statistics@forestry.gov.uk)

**FC SCOTLAND**

Jim Lauder

Moray Forest District  
Balnacoul  
Fochabers  
Morayshire  
IV32 7LL

Tel: 01343 820223  
Fax: 01343 821159

Email: [fe.moray@forestry.gsi.gov.uk](mailto:fe.moray@forestry.gsi.gov.uk)

# **CONTENTS**

<b>INTRODUCTION</b>	<b>5</b>
<b>SUMMARY</b>	<b>6</b>
<b>CULBIN FOREST SURVEY 2004/5</b>	<b>7</b>
<b>APPENDIX 1: Questionnaire</b>	<b>17</b>
<b>APPENDIX 2: Results Tables</b>	<b>20</b>



## **INTRODUCTION**

This report provides results from a visitor survey that took place at Culbin Forest in Moray Forest District in 2004 and 2005. A total of 454 questionnaires were completed - 198 in 2004 and a further 256 in 2005.

The 2004 survey ran from February to October, while the 2005 survey took place in June and July.

## SUMMARY

There were more male respondents (54%) than female (46%).

Nearly a quarter of respondents (23%) were aged 60 years or over, with a further 48% aged 40-59 years. A quarter of respondents (26%) were aged 25-39 years and the remainder (2%) aged 16-24 years.

A number of groups (6%) had at least one person with a disability or special need.

Most visitors (77%) had travelled from home. Nearly half (42%) travelled five miles or less to the site. A further 37% travelled between 6 and 15 miles.

Four-fifths of respondents (80%) had been to Culbin before. Of these, 41% visit at least once a week.

Of the other forests in Moray Forest District, Roseisle is the most popular with visitors to Culbin, with half (51%) visiting Roseisle at least once a year.

Two-fifths of respondents (41%) spent one hour or less at the site for their current visit. The average length of stay was 1.9 hours.

Nearly two-thirds of respondents (65%) had used the waymarked routes at some time. When asked which walk they had used most recently, the 'Red/White' route (22%) was the most popular.

The most popular reason for visiting Culbin was dog-walking (45% of respondents).

Over three-quarters of visitors (78%) had read one or more of the information panels at some time. Over half of those who had read the panels (55%) rated them 'very good', with a further 36% giving a 'good' rating.

Nearly nine in ten respondents (88%) had read the Culbin Forest information leaflet. Of these, 93% rated it 'very good' or 'good'.

When asked what aspect of Culbin they would like to find out more about, the most popular topic (with a 31% response) was 'how the forest is managed'. 'Conservation schemes' was the topic that least appealed to the visitors, although 19% said they would like to find out more about this subject.

## CULBIN FOREST SURVEY 2004/5

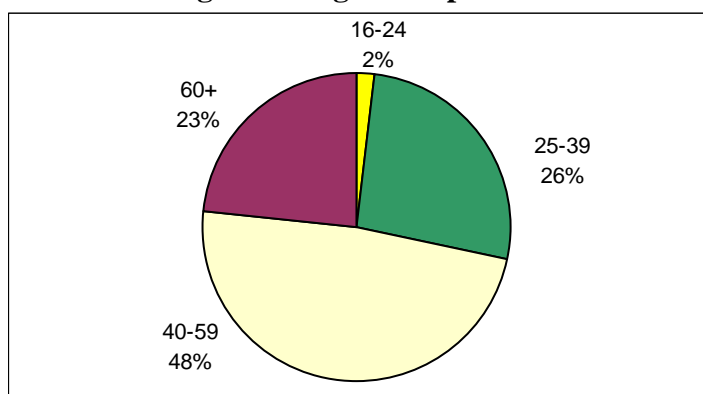
A visitor survey was carried out at Culbin Forest during 2004 and 2005. This report presents the results of the survey, carried out between February and October 2004, and June to July 2005. The majority of interviews (83%) were carried out at Wellhill, with the remainder taking place at Cloddymoss and Kingsteps.

### Respondent profile

54% of respondents were male and 44% were female (data missing for remaining 2%).

The 40-59 age group provided the greatest number of respondents (48%). A further 26% were aged 25-39, and 23% were 60 years or over. There were very few young adults aged 16-24 (2%) (Figure 1).

**Figure 1: Age of respondents**



Base: All respondents (454)

6% of respondents said that someone in their party had a disability or special need.

Nearly all respondents were of white ethnic origin.

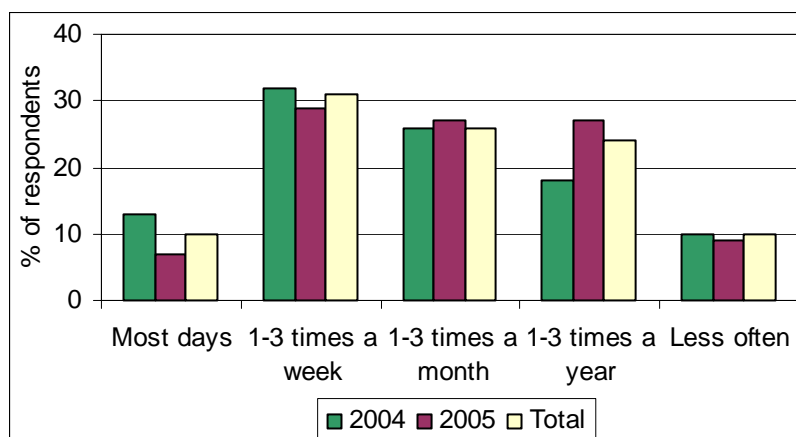
Respondents were asked to provide their home postcode, or the town or area where they live. Table 1 shows the origin of visitors, based on this information. 42% of visitors were from the Forres area (IV36 postcode), 15% from the Nairn area (IV12 postcode) and 9% from the Elgin area (IV30). A further 12% were from elsewhere in the IV postcode area (Inverness, Lossiemouth, Fochabers, etc.). 4% were from the AB postcode area (Buckie, Banff, Keith, etc.) and 2% were from the PH postcode area (Grantown, Nethy Bridge, etc.). 5% of visitors were from elsewhere in Scotland, 11% from England and 1% from Wales. There were a small number of overseas visitors.

**Table 1. Origin of visitors to Culbin**

Postcode area	Number of respondents	% of respondents
Forres (IV36)	190	42
Nairn (IV12)	67	15
Elgin (IV30)	40	9
Inverness (IV1/2/3)	32	7
Lossiemouth (IV31)	7	2
Fochabers (IV32)	4	1
Other 'IV' postcodes	7	2
'AB' postcodes	16	4
'PH' postcodes	8	2
Other Scotland	21	5
England	52	11
Wales	3	1
Overseas	2	0
Unknown	5	1
<b>All respondents</b>	<b>454</b>	<b>100</b>

### Previous visits

Four-fifths of respondents (80%) had visited Culbin on a previous occasion. Of those who have been to the site before, 10% said they visit most days and 31% come 1-3 times per week. A further 26% visit 1-3 times per month, while 24% come 1-3 times per year. 10% visit less than once a year (Figure 2).

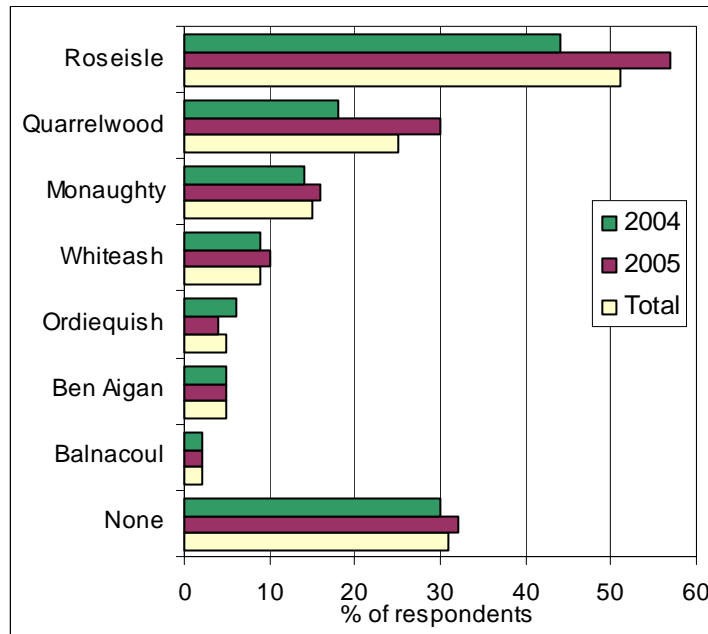
**Figure 2: Frequency of visits**

Base: Respondents who had been to Culbin before (363)

Respondents were asked which other forests in the Moray district they visited more than once per year. Roseisle was the most popular with about half of respondents (51%) visiting this site on a regular basis. The least popular Moray forest was Balnacoul, with only 2% of those surveyed being regular visitors to this forest. Nearly a third of respondents (31%) said they visited no other forests in Moray more than once per year (Figure 3).



**Figure 3: Visits to other Moray forests**



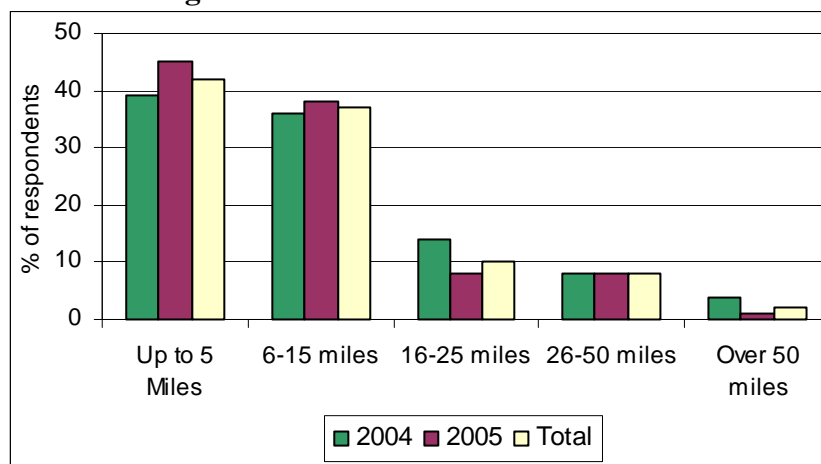
Base: All respondents (454)

**Current visit**

Over three-quarters of respondents (77%) had travelled to the site from home. Of those who were on holiday in the area, 33% were camping or staying in a caravan, 24% were staying in self-catering accommodation, 20% were staying with friends or relatives and 13% were staying in B&B or guest houses.

Over two-fifths of respondents (42%) travelled 5 miles or less to the site, with a further 37% travelling between 6 and 15 miles. 10% had travelled 16-25 miles, 8% had travelled 26-50 miles, with the remaining 2% travelling over 50 miles (Figure 4). Nearly all visitors (96%) travelled to the site by car, while a small number arrived by bike (2%), foot (1%) or minibus/coach (1%).

**Figure 4: Distance travelled to site**

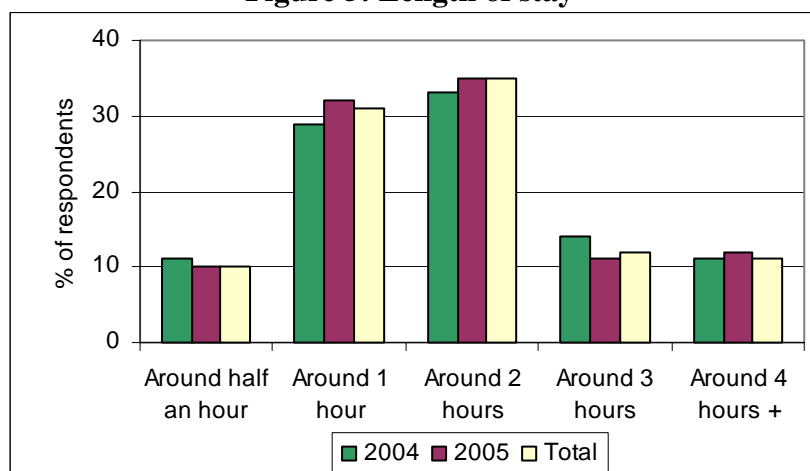


Base: All respondents (454)

In 2004 only, respondents were asked if they had entered and left the forest at the same access point. Nearly all visitors (91%) entered and left the forest at the same point. Fifteen groups entered and left the forest at different places. Eight groups entered at Wellhill and left at Cloddymoss. The remaining seven groups entered and left at a variety of access points.

The average length of stay was 1.9 hours. One in ten respondents (10%) stayed around half an hour, 31% stayed for around 1 hour, and 35% stayed for around 2 hours. A further 12% stayed for around 3 hours, while 11% stayed for 4 hours or longer (Figure 5).

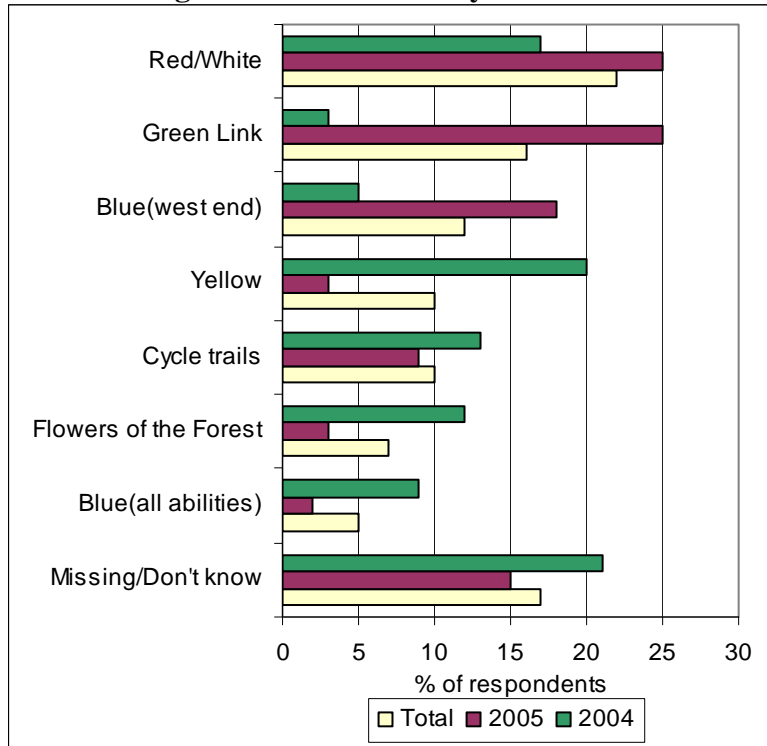
**Figure 5: Length of stay**



Base: All respondents (454)

About two-thirds of respondents (65%) had used the waymarked routes at some time during their current visit or in the past. Respondents who had used the waymarked routes were then asked which one they had used most recently. The 'Red/White' route was the most popular (22%), followed by the 'Green Link' route (16%) and the 'Blue (west end)' route (12%). 17% did not give an answer to this question. Often, these visitors do not normally use the way-marked routes, but have their own routes (Figure 6).

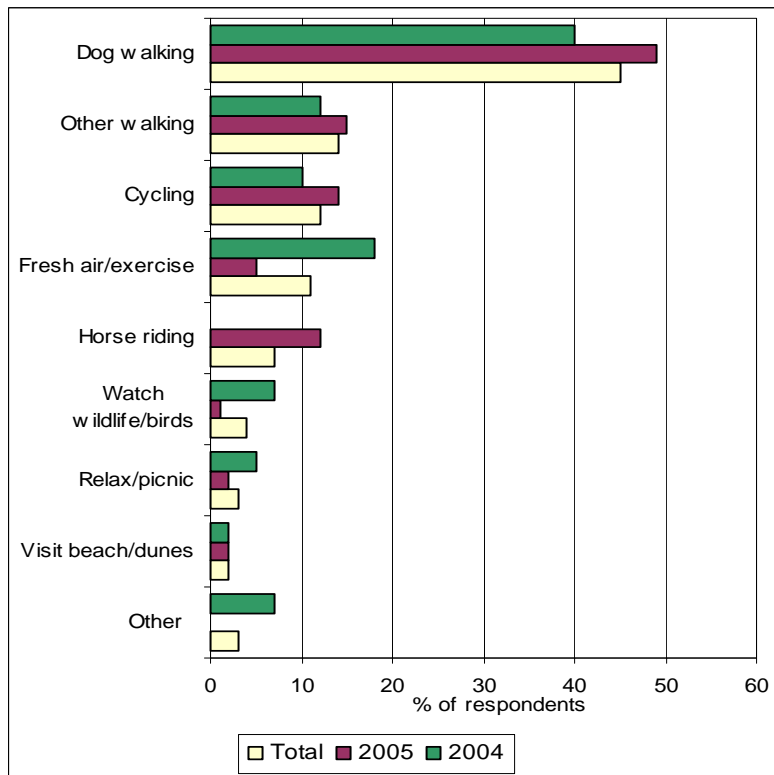
**Figure 6: Routes used by visitors**



Base: Respondents who had used the waymarked routes (297)

Respondents were asked the main reason for their visit to the site. Dog walking was the most popular activity, with 45% giving this response. Other walking (14%) and cycling (12%) were the other main replies (Figure 7).

**Figure 7: Main reason for visit**



Base: All respondents (454)

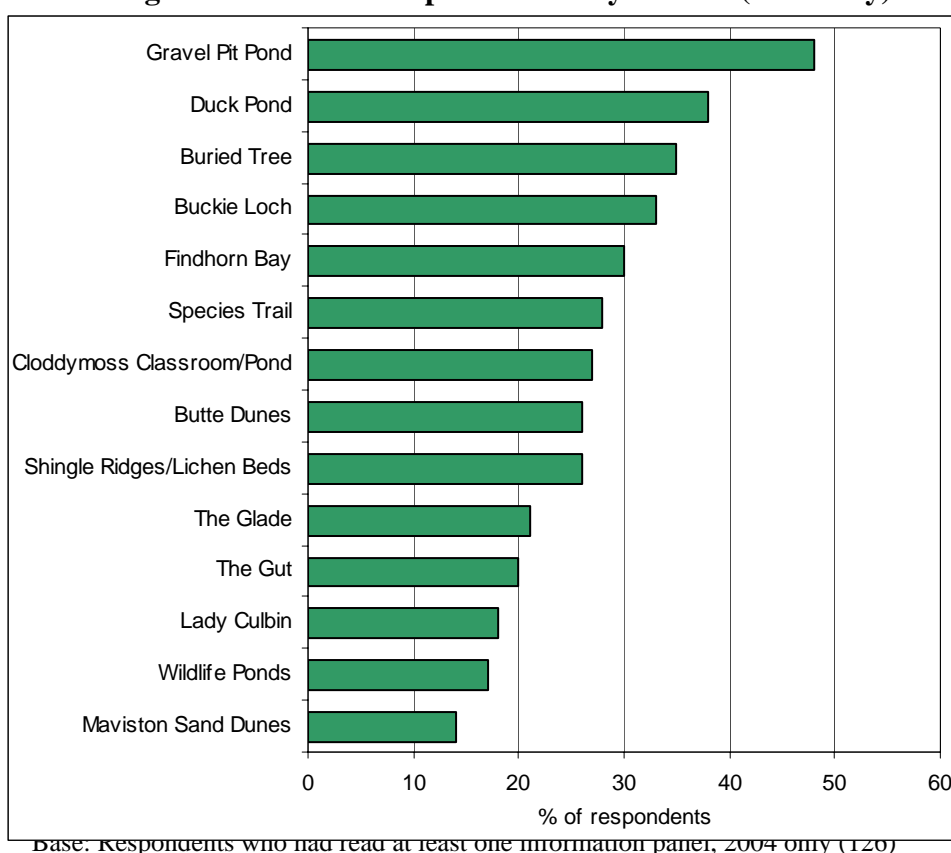
## Information

Respondents were then asked some questions about the information provided to visitors to Culbin Forest.

Over three-quarters (78%) had read at least one of the information panels, either on the day of the interview or on a previous visit to Culbin.

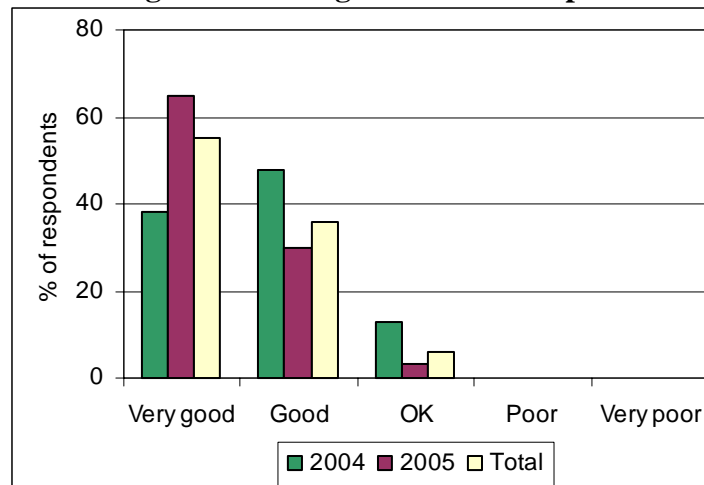
In 2004 only, respondents who had read any of the information panels were asked to indicate which they had read. Nearly half (48%) had read the 'Gravel Pit Pond' panel, 38% had read the 'Duck Pond' panel and 35% the 'Buried Tree' panel. 9% of respondents had read all of the information panels. The least popular panel was 'Maviston Sand Dunes', which had been read by 14% of respondents (Figure 8).

**Figure 8: Information panels read by visitors (2004 only)**



Over half (55%) rated the panels 'very good', with a further 36% giving a 'good' rating. No respondents thought the panels were 'poor' or 'very poor' (Figure 9).

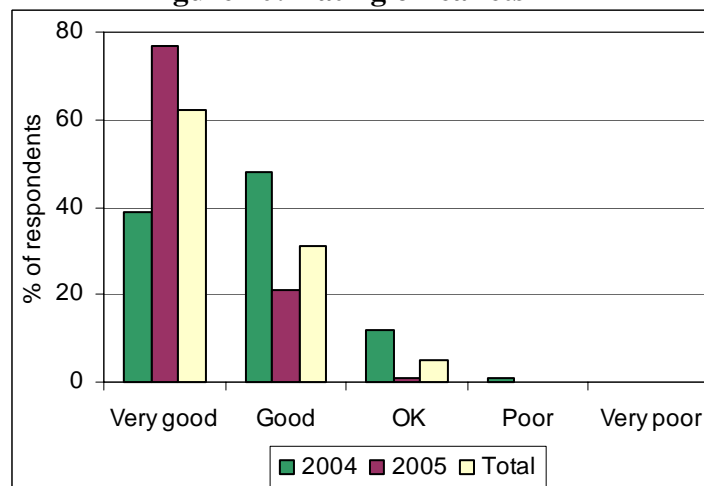
**Figure 9: Rating of information panels**



Base: Respondents who had read information panels (355)

Nearly nine in ten respondents (88%) had read the Culbin Forest information leaflet. Of these, 93% rated it 'very good' or 'good' (Figure 10).

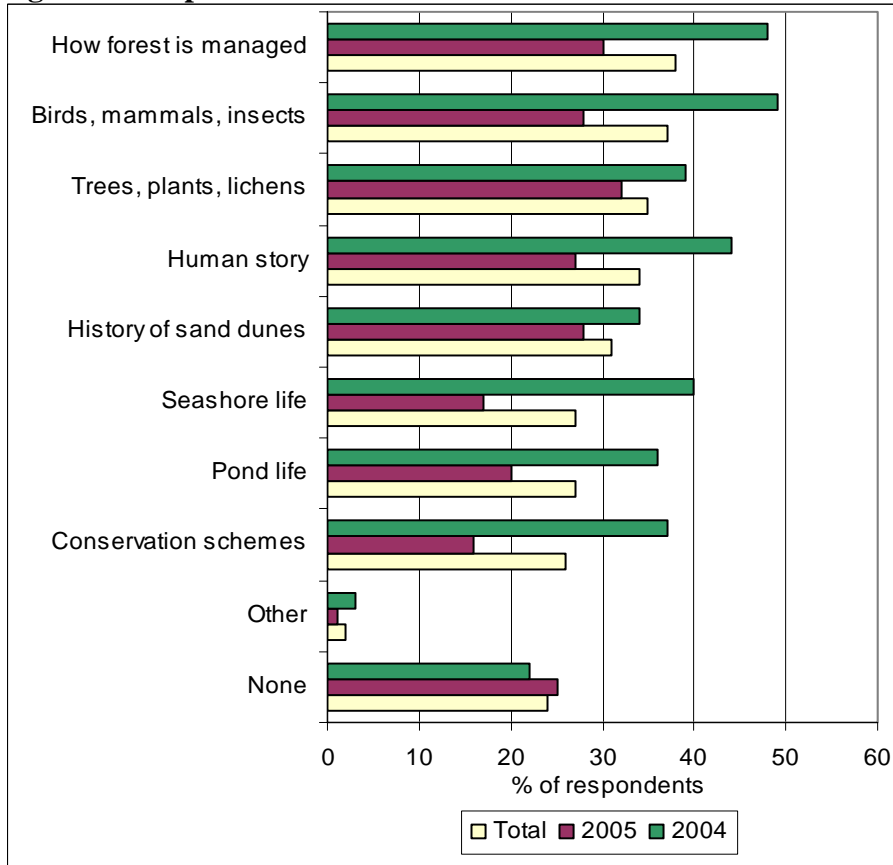
**Figure 10: Rating of leaflets**



Base: Respondents who had read leaflets (401)

Respondents were asked to indicate from a list of options which aspects of Culbin forest they would like to know more about. 31% of stated they would like to find out more about 'how the forest is managed' and 30% about the 'birds, mammals and insects' of Culbin. 'Conservation schemes' was the least popular topic, although 17% said they would like to find out more about this. 24% of those interviewed were not interested in finding out more about any aspect of Culbin (Figure 11).

**Figure 11: Aspects of Culbin visitors would like to know more about**

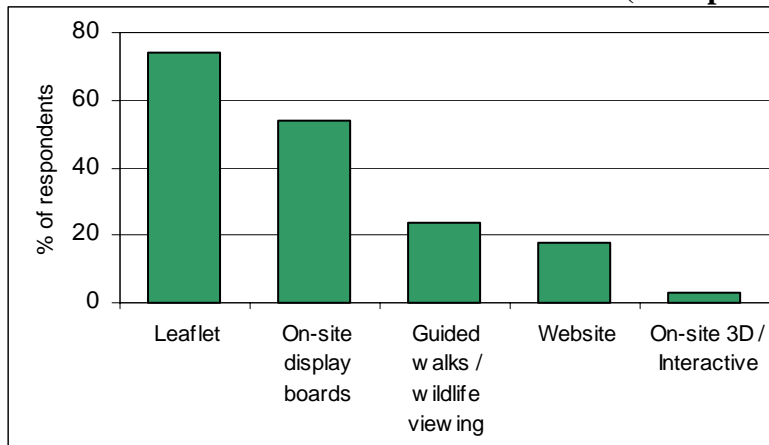


Base: All respondents (454)

Respondents were asked about their preferred media for the communication of information about Culbin. In 2004, respondents were able to provide more than one response, while in 2005 only one response per respondent was recorded.

In 2004, leaflets (74%) and on-site display boards (54%) were the most popular, while 24% expressed an interest in guided walks/wildlife viewing (Figure 12).

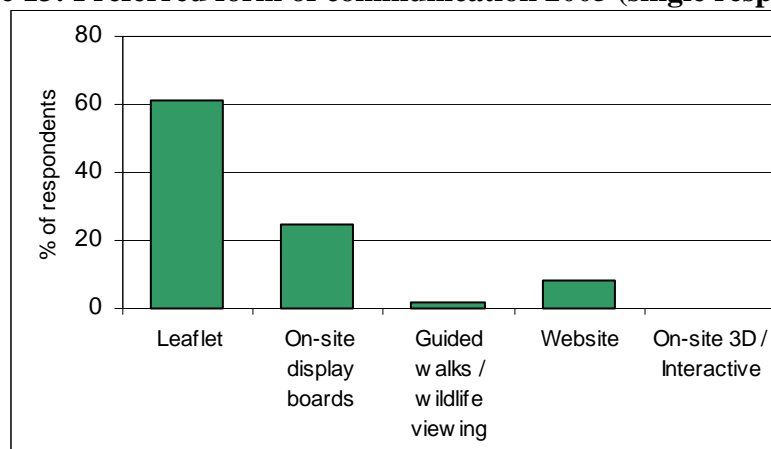
**Figure 12: Preferred form of communication 2004 (multiple response)**



Base: All respondents 2004 (198)

In 2005, leaflets (61%) and on-site display boards (25%) were the most popular, while 8% expressed an interest in the website (Figure 13).

**Figure 13: Preferred form of communication 2005 (single response)**



Base: All respondents 2005 (256)

Four-fifths of respondents (80%) reported they had easy access to the internet. Of these, 77% said they would find it useful to have information about Culbin on the internet.

### Improvements to Culbin

Visitors were asked an open question about what improvements would increase their enjoyment of visits to Culbin. Nearly three-quarters of those surveyed (71%) provided a response to this question. Table 2 summarises the responses, roughly grouped into categories.

The most popular suggestion, made by 26% of those who responded, was for the site to have toilets. 19% said they would like to see improvements to the various sources of information about and on the site (maps, signposting, etc.). The trails (condition and variety) and roads (condition) were mentioned by 10% of those who responded. Other respondents mentioned litter, the lack of seats and benches, the picnic area, the car park, and food and refreshments. 17% said they were happy with the forest as it is at present.

**Table 2: Suggested improvements to Culbin**

	2004		2005		Total	
	No.	%	No.	%	No.	%
Toilets	12	10	73	37	85	26
Information (maps, signs, leaflets, etc.)	38	30	23	12	61	19
Trails, roads	21	17	11	6	32	10
Litter	10	8	17	9	27	8
Seats, benches	5	4	21	11	26	8
Picnic area	7	6	6	3	13	4
Parking	4	3	4	2	8	2
Food, refreshments	7	6	1	1	8	2
Other	5	4	3	2	8	2
Nothing	16	13	39	20	55	17
Total	125	100	198	100	323	100

The questionnaire used in the survey is included below. The same questions were asked in both 2004 and 2005, with the exception of questions 3a and 10a, which were excluded from the 2005 survey. In 2004, respondents were able to provide more than one response to question 12b.



**Appendix 1 - Questionnaire**  
**CULBIN VISITOR SURVEY**

Batch

**QUESTIONNAIRE**

Form

**Hello; I am carrying out a survey for the Forestry Commission. Can you please spare a few minutes to answer some questions?**

**1. Have you travelled from home today?**

*Circle one*  
 Yes **1** Skip to Q2  
 No **2** Ask Q1a

**1a. What type of accommodation did you stay in last night?**

*Circle one*  
 Bed & Breakfast/ Guest House **1**  
 Hotel **2**  
 Camping/ Caravan **3**  
 With friends/ relatives **4**  
 Youth Hostel **5**  
 Self Catering **6**  
 Other **7**

**2. How far have you travelled to get here today?**

*Circle one*  
 Up to 5 miles **1**  
 6 – 15 miles **2**  
 16 – 25 miles **3**  
 26 – 50 miles **4**  
 Over 50 miles **5**

**3. What was the main type of transport you used to get here today? (The one used for the longest distance)**

*Circle one*  
 Car/ van **1**  
 Minibus/ coach **2**  
 Public transport **3**  
 Bicycle **4**  
 On foot **5**  
 Other **6**

**3a. Where did you first enter the forest today?**

*Circle one*  
 At this access point **1**  
 Kingsteps **2**  
 Cloddymoss **3**  
 Wellhill **4**  
 Binsness **5**  
 From the beach **6**  
 Other **7**

Please specify

Don't know **8**

**4. Have you been to Culbin Forest before?**

*Circle one*  
 Yes **1** Ask Q4a  
 No **2** Skip to Q5

**4a. How often do you come here?**

*Circle one*  
 Most days **1**  
 1 - 3 times a week **2**  
 1 - 3 times a month **3**  
 1 - 3 times a year **4**  
 Less often **5**

**5. Do you visit any of the following forests in Moray more than once a year?**

*Circle all that apply*  
 Balnacoul **1**  
 Ben Aigan **2**  
 Monaughty **3**  
 Ordiequish **4**  
 Quarrelwood **5**  
 Roseisle **6**  
 Whiteash **7**  
 None **8**

**6. How did you first find out about Culbin Forest?**

*(if answer 5 - 11 ask Q6a, all others skip to Q7)*

*Circle one*  
 Always known **1**  
 Friend/ relation **2**  
 Tourist Information Centre **3**  
 Road signs **4**  
 Forestry Commission leaflet **5**  
 Other leaflet **6**  
 Local guide book or map **7**  
 Exhibitions/ displays **8**  
 Newspaper/ TV/ Radio **9**  
 Internet **10**  
 Other **11**

Please specify

**6a. Can you say where you saw it? (i.e. where picked up leaflet, which guide book/ map or exhibition, which TV/ Radio programme or newspaper)**

**7. How long in total are you staying at this site today?**

hours	Mins

**8. Have you ever used any of the waymarked routes?**

*Circle one*

Yes	<b>1</b>	<i>Ask Q8a</i>
No	<b>2</b>	<i>Skip to Q9</i>

**8a. Which routes have you used?**  
(if more than one, answer for the one used most frequently)

*Circle one*

Red/White	<b>1</b>	
Blue (All Abilities)	<b>2</b>	<b>2</b>
Yellow	<b>3</b>	
Green Link	<b>4</b>	<b>4</b>
Flowers of the Forest	<b>5</b>	
Blue (West End)	<b>6</b>	<b>6</b>
Cycle Trails	<b>7</b>	
Don't know	<b>8</b>	<b>8</b>

**9. What was the main purpose of your visit today?**

*Circle one*

Dog walking	<b>1</b>	
Other walking	<b>2</b>	<b>2</b>
Cycling	<b>3</b>	
Horse riding	<b>4</b>	<b>4</b>
Fresh air / exercise	<b>5</b>	
Watch wildlife/birds	<b>6</b>	<b>6</b>
Relax / picnic	<b>7</b>	
Visit beach/dunes	<b>8</b>	<b>8</b>
Wild camping	<b>9</b>	
Other	<b>10</b>	<b>10</b>

*Please specify*

**10. Have you read any of the information panels in the forest today or on any previous visit?**

*Circle one*

Yes	<b>1</b>	<i>Ask Q10a</i>
No	<b>2</b>	<i>Skip to Q11</i>

**10a. Can you recall which of the information panels you read? (SHOWCARD A)**

*Circle all that apply*

The Glade	<b>1</b>	
Buried Tree	<b>2</b>	<b>2</b>
Butte Dunes	<b>3</b>	
Findhorn Bay	<b>4</b>	<b>4</b>
Lady Culbin	<b>5</b>	
Buckie Loch	<b>6</b>	<b>6</b>
Shingle Ridges and Lichen Beds	<b>7</b>	
The Gut	<b>8</b>	<b>8</b>
Maviston Sand Dunes	<b>9</b>	
Wildlife Ponds	<b>10</b>	<b>10</b>
Cloddymoss Classroom & Pond	<b>11</b>	
Duck Pond	<b>12</b>	<b>12</b>
Species Trials	<b>13</b>	
Gravel Pit Pond	<b>14</b>	<b>14</b>
Don't know	<b>15</b>	

**10b. In general, how would you rate the information on the panels?**

*Circle one*

Very Good	<b>1</b>	
Good	<b>2</b>	<b>2</b>
OK	<b>3</b>	
Poor	<b>4</b>	<b>4</b>
Very Poor	<b>5</b>	

**11. Have you made use of the Culbin Forest information leaflet today or on any previous visit?**

*Circle one*

Yes	<b>1</b>	<i>Ask Q11a</i>
No	<b>2</b>	<i>Skip to Q12</i>

**11a. How would you rate the information in the leaflet?**

*Circle one*

Very Good	<b>1</b>	
Good	<b>2</b>	<b>2</b>
OK	<b>3</b>	
Poor	<b>4</b>	<b>4</b>
Very Poor	<b>5</b>	

**12. What aspects of Culbin would you like to know more about?**

*Circle all that apply*

History of the sand dunes	<b>1</b>	
How the forest is managed	<b>2</b>	<b>2</b>
Human story of Culbin	<b>3</b>	
Conservation schemes	<b>4</b>	<b>4</b>
Trees, plants, lichen	<b>5</b>	
Birds, mammals, insects	<b>6</b>	<b>6</b>
Pond life	<b>7</b>	
Seashore life	<b>8</b>	<b>8</b>
None	<b>9</b>	
Other	<b>10</b>	<b>10</b>

*Please specify*

**12a. What level of detail do you want to see on the information panels and leaflets?**

- Circle one*
- |                           |   |   |
|---------------------------|---|---|
| None                      | 1 |   |
| Short summary             | 2 | 2 |
| Some detailed information | 3 |   |
| Very detailed information | 4 | 4 |
| Don't know                | 5 |   |

**12b. What form of communication/information would you prefer?**

- Circle all that apply*
- |                                 |   |   |
|---------------------------------|---|---|
| Leaflet                         | 1 |   |
| Website                         | 2 | 2 |
| On-site display boards          | 3 |   |
| On-site 3D / interactive        | 4 | 4 |
| Guided walks / wildlife viewing | 5 |   |
| Other                           | 6 |   |

Please specify

**13. Do you have easy access to the Internet?**

- Circle one*
- |     |   |                    |
|-----|---|--------------------|
| Yes | 1 | <i>Ask Q13a</i>    |
| No  | 2 | <i>Skip to Q14</i> |

**13a. Would you find more detailed information on Culbin Forest useful if it were available on the Internet?**

- Circle one*
- |     |   |
|-----|---|
| Yes | 1 |
| No  | 2 |

**14. If we could improve just one thing here, what would that be?**

**15. To give us an idea of where visitors come from, can you tell me your postcode?**

*Yes: Record full postcode*

*No: Record part postcode if possible, then ask Q15a.*

**15a. (only ask if full postcode not given) Can you tell me instead which town or other area you live in?**

*Record name of town or other area (e.g. English/Welsh county, Scottish council area, or country if from abroad)*

**16. Do you (or does anyone in your group) have any disability or special needs?**

- Circle one*
- |     |   |                    |
|-----|---|--------------------|
| Yes | 1 | <i>Ask Q16a</i>    |
| No  | 2 | <i>Skip to Q17</i> |

**16a. What type of special need is it?**

- Circle all that apply*
- |          |   |   |
|----------|---|---|
| Sight    | 1 |   |
| Hearing  | 2 | 2 |
| Mobility | 3 |   |
| Other    | 4 | 4 |

Please specify

**17. What is your gender?**

- Circle one*
- |        |   |
|--------|---|
| Male   | 1 |
| Female | 2 |

**17a. What is your age?**

- Circle one*
- |                    |   |   |
|--------------------|---|---|
| Under 16 years     | 1 |   |
| 16-24 years        | 2 | 2 |
| 25-39 years        | 3 |   |
| 40-59 years        | 4 | 4 |
| 60 years and above | 5 |   |

**17b. What is your ethnic group?**

- Circle one*
- |  |   |
|--|---|
| White                                  | 1 |
| Mixed                                  | 2 |
| Asian, Asian Scottish or Asian British | 3 |
| Black, Black Scottish or Black British | 4 |
| Other ethnic group                     | 5 |

Please specify

Don't know 6

## Appendix 2 - Results Tables

### CULBIN VISITOR SURVEY 2004/5

Interviews	2004	2005	Total
	No.	No.	No.
Total	198	256	454

Location of Interviews	2004		2005		Total	
	No.	%	No.	%	No.	%
Kingsteps	7	4	0	0	7	2
Cloddymoss	29	15	41	16	70	15
Wellhill	162	82	215	84	377	83
Total	198	100	256	100	454	100

1. Have you travelled from home today?	2004		2005		Total	
	No.	%	No.	%	No.	%
Yes	148	75	202	79	350	77
No	50	25	54	21	104	23
Total	198	100	256	100	454	100

#### Only those who have not travelled from home today

1a. What type of accommodation did you stay in last night?	2004		2005		Total	
	No.	%	No.	%	No.	%
B&B	8	16	6	11	14	13
Hotel	2	4	4	7	6	6
Camping/Caravan	16	32	18	33	34	33
Friends/relatives	11	22	10	19	21	20
Youth hostel	1	2	1	2	2	2
Self-catering	12	24	13	24	25	24
Missing	0	0	2	4	2	2
Total	50	100	54	100	104	100

2. How far have you travelled to get here today?	2004		2005		Total	
	No.	%	No.	%	No.	%
Up to 5 miles	77	39	115	45	192	42
6-15 miles	71	36	98	38	169	37
16-25 miles	27	14	20	8	47	10
26-50 miles	16	8	20	8	36	8
Over 50 miles	7	4	3	1	10	2
Total	198	100	256	100	454	100

3. Main type of transport used to get here today	2004		2005		Total	
	No.	%	No.	%	No.	%
Car/van	185	93	253	99	438	96
Minibus/coach	4	2	0	0	4	1
Bicycle	4	2	3	1	7	2
On foot	5	3	0	0	5	1
Total	198	100	256	100	454	100

3a. Enter and leave from the same access point (2004 only)	2004		2005		Total	
	No.	%	No.	%	No.	%
Yes	183	92	-	-	183	92
No	15	8	-	-	15	8
Total	198	100	-	-	198	100

4. Have you been to Culbin before?	2004		2005		Total	
	No.	%	No.	%	No.	%
Yes	152	77	211	82	363	80
No	46	23	45	18	91	20
Total	198	100	256	100	454	100

Those who had been before

4a. How often do you come to Culbin?	2004		2005		Total	
	No.	%	No.	%	No.	%
Most days	20	13	15	7	35	10
1-3 times a week	49	32	62	29	111	31
1-3 times a month	40	26	56	27	96	26
1-3 times a year	28	18	58	27	86	24
Less often	15	10	20	9	35	10
Total	152	100	211	100	363	100

Includes multiple responses

5. Do you visit any other Moray forest more than once a year?	2004		2005		Total	
	No.	%	No.	%	No.	%
Balnacoul	5	2	5	2	10	2
Ben Aigan	9	5	14	5	23	5
Monaughty	28	14	40	16	68	15
Ordiequish	11	6	10	4	21	5
Quarrelwood	36	18	77	30	113	25
Roseisle	88	44	145	57	233	51
Whiteash	17	9	26	10	43	9
None	60	30	82	32	142	31
Missing	32	16	6	2	38	8

6. How did you find out about Culbin?	2004		2005		Total	
	No.	%	No.	%	No.	%
Always known	88	44	165	64	253	56
Friend / relation	39	20	30	12	69	15
TIC	10	5	14	5	24	5
Road signs	9	5	14	5	23	5
FC leaflet	19	10	5	2	24	5
Other leaflet	0	0	14	5	14	3
Local guide book / map	15	8	0	0	15	3
Exhibitions / displays	2	1	1	0	3	1
Newspaper / TV / Radio	1	1	1	0	2	0
Internet	0	0	11	4	11	2
Other	13	7	0	0	13	3
Missing	2	1	1	0	3	1
Total	198	100	256	100	454	100

7. How long did you stay at the site today?	2004		2005		Total	
	No.	%	No.	%	No.	%
Around half an hour	22	11	25	10	47	10
Around an hour	58	29	82	32	140	31
Around 2 hours	69	35	89	35	158	35
Around 3 hours	27	14	28	11	55	12
Around 4 hours +	21	11	31	12	52	11
Missing	1	1	1	0	2	0
Total	198	100	256	100	454	100

8. Have you ever used any of the waymarked routes?	2004		2005		Total	
	No.	%	No.	%	No.	%
Yes	123	62	174	68	297	65
No	72	36	82	32	154	34
Missing	3	2	0	0	3	1
Total	198	100	256	100	454	100

Only those who have used the waymarked routes

8a. Which routes have you used?	2004		2005		Total	
	No.	%	No.	%	No.	%
Red/White	21	17	44	25	65	22
Blue (all abilities)	11	9	3	2	14	5
Yellow	24	20	6	3	30	10
Green Link	4	3	43	25	47	16
Flowers of the Forest	15	12	5	3	20	7
Blue (west end)	6	5	31	18	37	12
Cycle trails	16	13	15	9	31	10
Don't know	6	5	13	7	19	6
Missing	20	16	14	8	34	11
Total	123	100	174	100	297	100

9. What is the main purpose of your visit today?	2004		2005		Total	
	No.	%	No.	%	No.	%
Dog walking	80	40	125	49	205	45
Other walking	24	12	38	15	62	14
Cycling	20	10	36	14	56	12
Horse riding	0	0	30	12	30	7
Fresh air/exercise	35	18	14	5	49	11
Watch wildlife/birds	13	7	3	1	16	4
Relax/picnic	9	5	4	2	13	3
Visit beach/dunes	4	2	6	2	10	2
Other	13	7	0	0	13	3
Total	198	100	256	100	454	100

10. Have you read any information panels today or on a previous visit?	2004		2005		Total	
	No.	%	No.	%	No.	%
Yes	126	64	229	89	355	78
No	70	35	27	11	97	21
Missing	2	1	0	0	2	0
Total	198	100	256	100	454	100

10a. Which information panels have you read? (2004 only)	2004		2005	
	No.	%	No.	%
The Glade	27	21	-	-
Buried Tree	44	35	-	-
Butte Dunes	33	26	-	-
Findhorn Bay	38	30	-	-
Lady Culbin	23	18	-	-
Buckie Loch	42	33	-	-
Shingle Ridges/Lichen Beds	33	26	-	-
The Gut	25	20	-	-
Maviston Sand Dunes	18	14	-	-
Wildlife Ponds	22	17	-	-
Cloddymoss Classroom & Pond	34	27	-	-
Duck Pond	48	38	-	-
Species Trail	35	28	-	-
Gravel Pit Pond	60	48	-	-
Don't know	16	13	-	-
All	11	9	-	-
Missing	7	6	-	-
Total	126	100	-	-

Only those who have read information panels

10b. How would you rate the information panels?	2004		2005		Total	
	No.	%	No.	%	No.	%
Very good	48	38	149	65	197	55
Good	60	48	69	30	129	36
OK	16	13	7	3	23	6
Missing	2	2	4	2	6	2
Total	126	100	229	100	355	100

11. Have you read the Culbin information leaflet today or on a previous visit?	2004		2005		Total	
	No.	%	No.	%	No.	%
Yes	157	79	244	95	401	88
No	41	21	12	5	53	12
Total	198	100	256	100	454	100

Only those who have read the leaflet

11b. How would you rate the information leaflet?	2004		2005		Total	
	No.	%	No.	%	No.	%
Very good	61	39	187	77	248	62
Good	75	48	51	21	126	31
OK	19	12	3	1	22	5
Poor	1	1	0	0	1	0
Missing	1	1	3	1	4	1
Total	157	100	244	100	401	100

Includes multiple responses

12. Which aspects of Culbin would you like to know more about?	2004		2005		Total	
	No.	%	No.	%	No.	%
History of sand dunes	68	34	72	28	140	31
How forest is managed	95	48	77	30	172	38
Human story	87	44	69	27	156	34
Conservation schemes	74	37	42	16	116	26
Trees, plants, lichens	78	39	83	32	161	35
Birds, mammals, insects	97	49	72	28	169	37
Pond life	72	36	50	20	122	27
Seashore life	79	40	43	17	122	27
None	43	22	64	25	107	24
Other	5	3	2	1	7	2
All	19	10	13	5	32	7
Missing	11	6	9	4	20	4
Total	198	100	256	100	454	100

Includes multiple responses in 2004

12b. What form of communication would you prefer?	2004		2005	
	No.	%	No.	%
Leaflet	146	74	157	61
Website	35	18	20	8
On-site display boards	107	54	64	25
On-site 3D / interactive	5	3	1	0
Guided walks / wildlife viewing	48	24	6	2
Other	7	4	4	2
All	2	1	0	0
Missing	6	3	4	2
Total	198	100	256	100

13. Do you have easy Internet access?	2004		2005		Total	
	No.	%	No.	%	No.	%
Yes	147	74	215	84	362	80
No	50	25	41	16	91	20
Missing	1	1	0	0	1	0
Total	198	100	256	100	454	100



Only those with easy Internet access

13a. Would you find information on the Internet useful, if available?	2004		2005		Total	
	No.	%	No.	%	No.	%
Yes	95	65	185	86	280	77
No	50	34	28	13	78	22
Missing	2	1	2	1	4	1
Total	147	100	215	100	362	100

16. Do you (or any of your group) have any disability or special needs?	2004		2005		Total	
	No.	%	No.	%	No.	%
Yes	11	6	17	7	28	6
No	187	94	237	93	424	93
Missing	0	0	2	1	2	0
Total	198	100	256	100	454	100

Only those with a special need

16a. What type of special need is it?	2004		2005		Total	
	No.	%	No.	%	No.	%
Mobility	11	100	12	71	23	82
Other	0	0	1	6	1	4
Missing	0	0	4	24	4	14
Total	11	100	17	100	28	100

17. Respondent gender	2004		2005		Total	
	No.	%	No.	%	No.	%
Male	100	51	146	57	246	54
Female	98	49	103	40	201	44
Missing	0	0	7	3	7	2
Total	198	100	256	100	454	100

17a. Respondent age	2004		2005		Total	
	No.	%	No.	%	No.	%
16-24	8	4	2	1	10	2
25-39	64	32	53	21	117	26
40-59	81	41	139	54	220	48
60 and above	44	22	59	23	103	23
Missing	1	1	3	1	4	1
Total	198	100	256	100	454	100

17b. Respondent ethnicity	2004		2005		Total	
	No.	%	No.	%	No.	%
White	197	99	252	98	449	99
Non-white	0	0	1	0	1	0
Missing	1	1	3	1	4	1
Total	198	100	256	100	454	100