



Go Ape
Take to the trees and discover an exhilarating course of rope bridges, Tarzan swings and zip slides above the forest floor. Call **0845 643 2036** or visit www.gope.co.uk

Alice Holt for you
You can hire the Education Centre and barbecues in the park for private events. Call **01420 23666** for further info.

Horse riding
Horses are permitted in some parts of the forest. Call **01420 23666** for information on permits. There is a de-boxing area in Abbotts Wood car park.


Play in the forest
Younger children can discover Playwood while older ones could explore the Timberline Playground. Why not investigate the three dimensional maze, the ever popular Habitat Trail with its magnificent wooden animal play sculptures or the magical Giant's Play Area? Or simply explore the forest and have your own adventure!



welcome to
alice holt
forest

This ancient forest has something for everyone!

Once famous for supplying timber to the navy, Alice Holt is now the place for exciting outdoor activities in a beautiful woodland setting. We've got walking and cycling trails, play areas, the ever popular Habitat Trail, Go Ape and nordic walking to name a few! And if you simply want to relax, you can picnic in the fresh air or enjoy lunch in the cafe.



Our friendly cafe serves a variety of freshly prepared hot and cold food, refreshments and ice creams. Children's parties, corporate events and barbecues can also be catered for. Tel: **01420 521267**.

Great events and activities for all
Alice Holt boasts a wide range of children's holiday activities such as den building, pond dipping and woodland craft sessions. Sessions for mums with toddlers are also available during term time. Activities for adults include nordic walking, health and wildlife walks and Christmas craft sessions. For details see our newsletter or visit the website. Educational visits for schools can be arranged by contacting our Education Manager. Continuing Professional Development courses for teachers and Early Years Practitioners as well as corporate team building are also available.



Location and information
Enjoy your visit



Open
Alice Holt is open all year round from 8am to dusk. See website for details.

By car
Alice Holt is 4 miles south of Farnham on the A325. Parking charges apply. See website for details of peak and off-peak rates.

By train
Nearest stations are Bentley (2 miles) and Farnham (4 miles).

By bus
Stagecoach no.18 operates regularly between Aldershot and Haslemere, picking up from Farnham station and stopping at the Halfway House pub in Bucks Horn Oak.

Contact
Forestry Commission, Alice Holt Forest, Bucks Horn Oak, Farnham, Surrey GU10 4LS. Tel: 01420 23666

www.forestry.gov.uk/aliceholt

If you need this publication in large print or in another language please contact The Diversity Team. **Tel:** 0131 314 6575 **Email:** diversity@forestry.gsi.gov.uk



we love
alice holt
forest



We adventures...

Whether you're exploring on foot, by bike or swinging through the trees, there's so much to do here at Alice Holt!

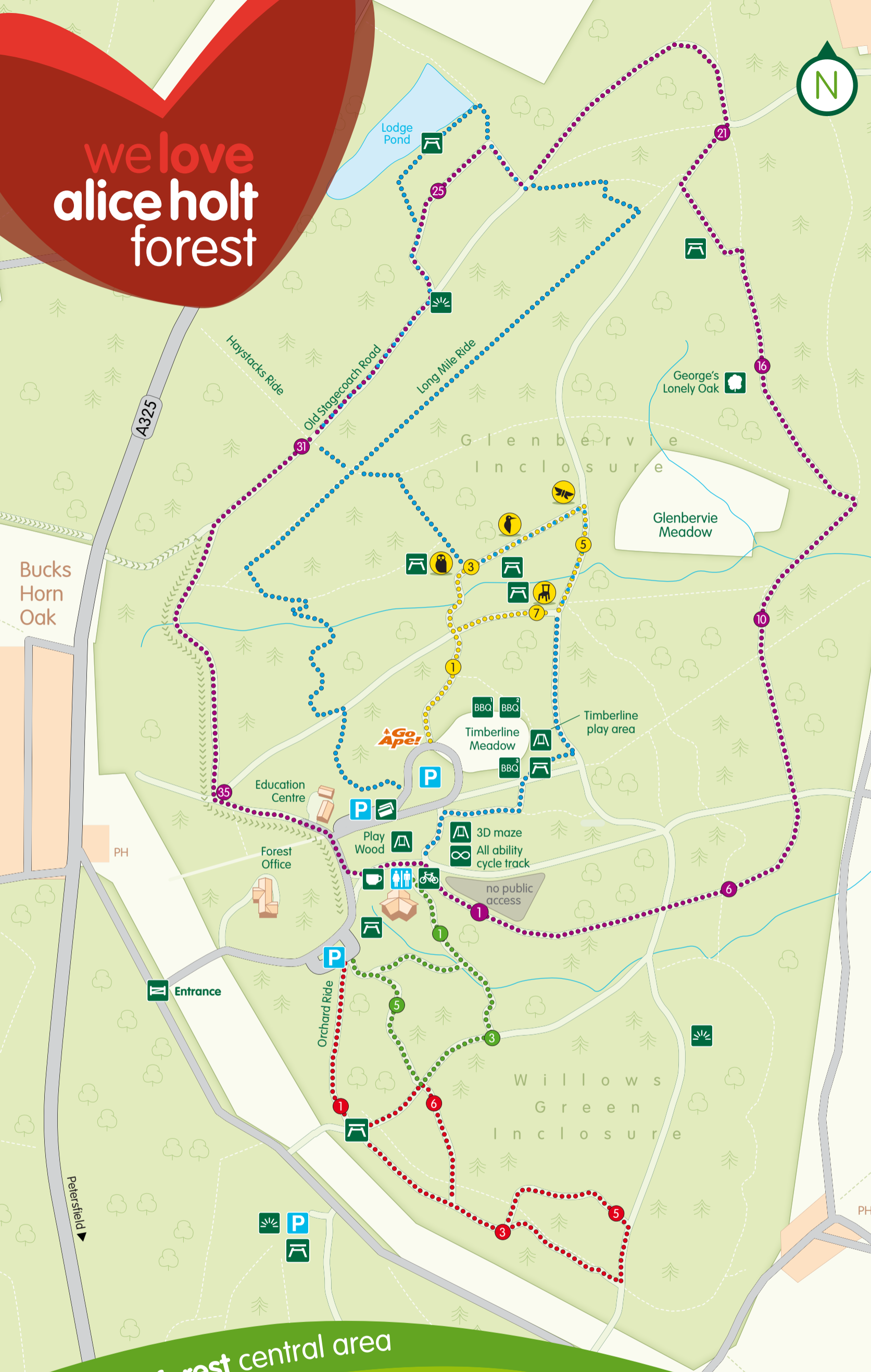
Walking & exploring

Walk along the waymarked trails or explore the many smaller paths that criss-cross the woodland. The Easy Access Trail and some wider trails can be used by those with wheelchairs or pushchairs. For children up to 11 years, pick up a copy of the Easy Access Discovery Trail leaflet for fun things to do on your way round. If you have more energy, you can use the permanent orienteering course which is set up around the forest. Pick up a pack from the cafe.

Cycling adventures

With its gentle slopes, Alice Holt is a great place for a bike ride. The Family Cycle Trail and the special all ability cycle track are ideal for introducing youngsters to the fun and skills of cycling as well as exploring a wider area. For bike hire go to Quench Cycles who have bikes, trikes, tandems, wheelchair bikes and tag alongs. They also offer a cycle repair service and run training courses, guided rides and children's birthday parties. Tel: 01420 520355.

we love
alice holt
forest



Waymarked trails

We've got trails for the whole family to discover, from tiniest tots to great grandparents!

Habitat Trail ●●●
1 km (0.6 miles)

A family walk with giant play sculptures.

Willows Green Trail ●●●
1 km (0.5 miles)

An attractive trail with one steep section and an optional shorter route.

Easy Access Discovery Trail ●●●
2 km (1.5 miles)

Suitable for wheelchair and pushchair users, this trail takes you through a variety of woodland and has an optional shortcut. Pick up a special leaflet to discover the features along the trail.

Lodge Pond Trail ●●●
4 km (2.5 miles)

A more 'off-road' trail to Lodge Pond, muddy in places but very beautiful.

Family Cycle Trail ●●●
5 km (3 miles)

A relatively easy ride around the woods with some steep hills.

You are welcome to use the many paths which are not waymarked, but keep an eye out for other users and remember your route home!

Dogs

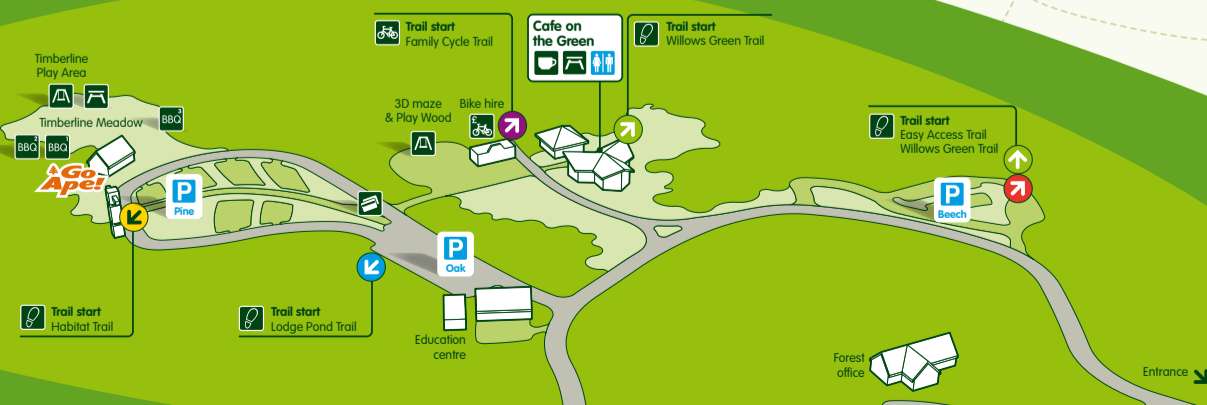
Dogs must be kept on leads in the central area, but are allowed off the lead, under control in the forest. Please clean up after your dog and use the dog bins provided.

Key

- | | |
|--------------------------------------|-------------------|
| Parking | Viewpoint |
| Cafe | Pay by card |
| Play area | Bookable barbecue |
| Cycle Hire | PH Pub |
| Picnic area | |
| Forest path/footpath | |
| Forest track | |
| Surfaced path | |
| Waymarked route from Bentley Station | |
| Selected numbered waymarker posts | |
| Habitat trail play sculptures | |

0 100 200 300m

alice holt forest central area



Follow the Forest Code

- Guard against all risks of fire.
- Protect and respect wildlife, plants and trees.
- Keep dogs under control and use the bins provided at the start of walking trails.
- Take your litter home.
- Make no unnecessary noise.
- Pre-booked barbecues only.
- Take only memories away.