



**Comisiwn Coedwigaeth
Forestry Commission**

**COED MOEL FAMAU
VISITOR SURVEY
2002**

CONTENTS

INTRODUCTION	4
SUMMARY	5
COED MOEL FAMAU SURVEY 2002	6
APPENDIX 1: Questionnaire	15
APPENDIX 2: Results Tables	18

AUTHOR

Vicky West

Economics & Statistics Unit
Forestry Commission
231 Corstorphine Road
Edinburgh
EH12 7AT

Tel: 0131 314 6218

Fax: 0131 316 4344

Email: statistics@forestry.gov.uk

FOREST ENTERPRISE WALES

David Liddy

Coed Y Gororau FD
Powells Lane
Welshpool
SY21 7JY

Tel: 01938 557418

Fax: 01938 557428

Email: david.liddy@forestry.gov.uk

INTRODUCTION

Coed Moel Famau is located in the Clwydian hills area of outstanding natural beauty (AONB) and forms a part of Moel Famau Country Park. An 800ha plantation of mostly coniferous species the first rotation was planted in the early 1950s. Larches were planted on the lower slopes, with spruces at mid altitude and Lodgepole pine either singly or in mixture with Sitka along the tops. In addition to these were patches of other conifers common to forests of this vintage which formerly had their own nursery.

Close to Mold and within easy reach of the Chester area recreation has always taken place across the area. The Forestry car park provides one of the starting points for visiting walkers going to the summit of Moel Famau. There are regular local residents using the area, particularly for dog walking, but the principle use is for access to the summit. Clwyd County Council developed the toilet block next to the forestry carpark in the late 1970s on land sold to them by FE. Land was also sold to the council at this time at Bwlch Pen Barras. In order to displace parking on the common land they developed their own car park, and this is now under a great deal of user pressure. Pen Barras is used as car parking access to the Clwydian range as well as a view point and picnic site over looking the Vale of Clwyd. Visitor facilities have been developed in a very unstructured manner relying on the efforts of the former FE Warden Ifor Peters.

In 2000 Forest Enterprise entered into partnership with Denbighshire Countryside services (DCS, the successors of Clwyd CC) to manage car parking in this area. FE installed a pay on entry barrier at the forestry car park and DCS installed pay and display machines at Pen Barras. The management and proceeds of these are split 50/50. Early in 2002 the partnership broadened to include the employment of a "Partnership Ranger" who's responsibilities include recreation management at Coed Moel Famau and the carparks as well as broader issues linking FE estate with the AONB.

The objectives of this visitor monitoring survey are:-

- to confirm visitor profiles for the two sites.
- to investigate their perception of the quality of our service provision.
- investigate demand for additional facilities.

Less important was to quantify access to the site from a local public footpath in order that we can include these numbers in assessment of visitor numbers to the forest.

The results will enable us to better target and to justify our continuing efforts to manage facilities in partnership with DCS.

SUMMARY

This report provides results from a visitor survey that took place at Coed Moel Famau in Coed y Gororau Forest District. A total of 327 questionnaires were completed: 148 at Pen Barras, 141 at the Forest Car Park, and 38 above Brithdir Mawr.

41 % of the groups consisted of two people and one in five were lone visitors. Excluding groups of 10 or more there was an average of 2.7 people per group.

80 % of groups visiting Coed Moel Famau contained adults aged between 25 and 59, 23 % had children with them, 21 % included senior citizens and 21 % included young adults.

98 % of visitors to Coed Moel Famau were of predominantly white origin.

A quarter of groups had dogs with them, and 5 % of groups had bikes with them.

At Coed Moel Famau 49 % of groups were locals, 37 % of the respondents were day trippers and the remaining 14 % were holiday makers. The holiday makers tended to be staying with friends and relatives, or camping / caravanning.

85 % of visitors to Coed Moel Famau were repeat visitors. 22 % visited at least once per week, and 22 % visited 1-3 times per month. The average length of stay at the site was 2.3 hours.

29 % of groups had travelled up to 5 miles to the site. A quarter (26 %) had travelled further than 25 miles. 91 % of respondents had travelled by car.

Almost three-quarters of visitors were from the North West of England, 14 % were from Wales.

The quality and waymarking of all trails along with the information at the trailheads was generally rated as good or very good. Other facilities at the Forest Car Park were also rated as good or very good (car park, picnic area, road signs, toilets, woodland management). However, information boards were rated less highly with 17 % rating them as poor or very poor.

Respondents were asked if they would like to see more facilities at Coed Moel Famau. Overall 42 % were in favour, and 55 % said that they would not like to see any more facilities. Respondents at the Forest Car Park were most enthusiastic about increased facilities (54 % though it was desirable). Those who would like more facilities rated a café, visitor centre and mountainbike routes as most important. Those who did not want to see improvements said that this was because they felt the site was fine as it was, or they were concerned that such developments would spoil the area. Others requested that the site be kept natural.

COED MOEL FAMAU SURVEY 2002

A visitor survey was carried out at Coed Moel Famau in Coed y Gororau Forest District during August 2002. Interviewing was carried out at 3 locations, the FC Forest Car Park, Pen Barras (a council-owned car-park), and above Brithdir Mawr (a public bridleway on the far side of the forest).

Group Composition

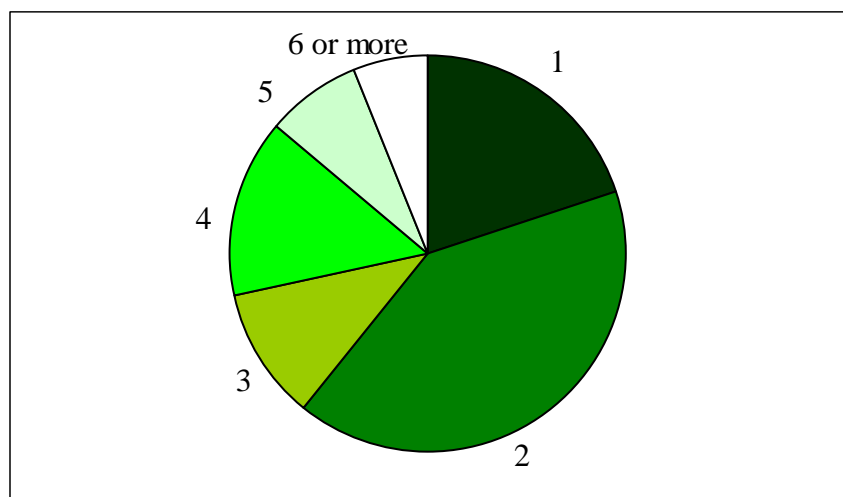
There were a total of 929 visitors in the 327 groups interviewed. More than half of the visitors were male (56 %). Table 1 shows the number of respondents at each location. This table also shows the number of interviews per hour, which gives an indication of how busy each site is.

Table 1: Number of respondents at each location

Location	No of respondents	Interviews per hour
Forest Car Park	141	4.7
Pen Barras	148	6.2
Above Brithdir Mawr	38	1.5
Total:	327	4.1

At Coed Moel Famau, a large proportion of the groups (41 %) included 2 people, and one in five consisted of lone visitors. A further 26 % were in groups of 3 or 4, with 14 % in groups of 5 or more (Figure 1). Excluding groups of 10 or more, there were on average 2.7 people per group. Groups were largest at the Forest Car Park (2.8 per group) and smallest above Brithdir Mawr (2.1 people per group).

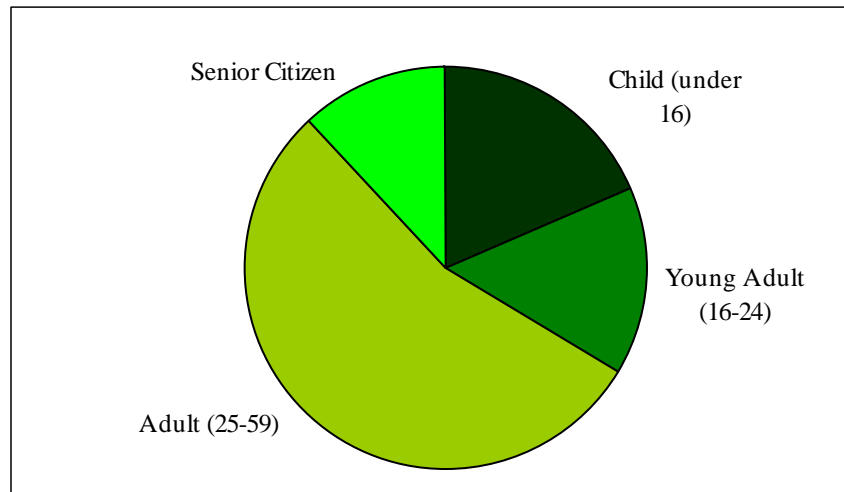
Figure 1: Size of groups visiting Coed Moel Famau



80 % of groups visiting Coed Moel Famau contained adults aged between 25-59 years and 23 % of groups had children with them. One in five groups included senior citizens (21 %) or young adults (21 %).

In terms of total visitors, adults aged between 25-59 years accounted for over half (54 %) of all visitors. A further 19 % were children, 15 % were young adults, and 12 % were senior citizens (Figure 2). The proportion of adults and senior citizens was highest above Brithdir Mawr (71 % and 21 % respectively), and the proportion of children and young adults was highest at the Forest Car Park (22 % and 18 % respectively).

Figure 2: Age of visitors to Coed Moel Famau



Ethnicity

98 % of groups at Coed Moel Famau were of predominantly white origin. Only 2 % of visitors were of a non-white background.

Disability

The Forest Car Park has all-ability trails. Other sites do not.

Respondents were asked if anyone in their group had any disability or special need. 14 % of respondents at Pen Barras said that this was the case, and only 3 % of respondents at each of the Forest Car Park and above Brithdir Mawr. When asked what type of special need this was, 59 % of respondents indicated that this was a special mobility need.

Groups with dogs and bicycles

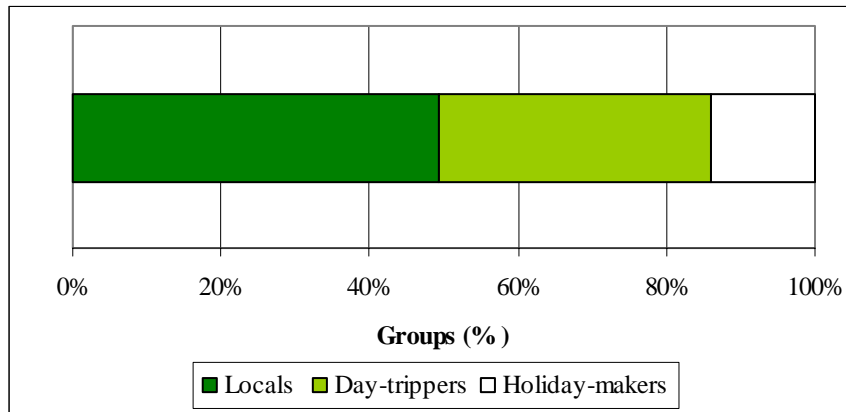
A quarter of groups at Coed Moel Famau had dogs with them (26 %). There was a higher proportion of groups with dogs at the Forest Car Park (39 %) than at Pen Barras or above Brithdir Mawr (17 % and 16 % respectively).

Only 5 % of groups at Coed Moel Famau had bikes with them. A higher proportion of groups with bikes was found above Brithdir Mawr (13 %) and the Forest Car Park (6 %). Only 1 % of groups at Pen Barras were with bikes.

Type of Visitor

Half of the visitors to Coed Moel Famau (49 %) were locals. A further 37 % were on a day trip from home, and the remaining 14 % were holiday-makers (Figure 3). The proportion of locals was highest at the Forest Car Park (57 %), and the proportion of day-trippers was highest at Pen Barras (41 %). There were more holiday-makers above Brithdir Mawr (18 %) and at Pen Barras (17 %) than at the Forest Car Park.

Figure 3. Type of visitor at Coed Moel Famau



Type of accommodation

The 14 % of groups who were holiday-makers were asked about the type of accommodation they were using. Of these groups, 33 % were staying with friends or relatives, and 28 % were camping or caravanning. Other groups were staying in a B&B or Guest House (13 %) or a hotel (13 %).

Repeat Visits and Frequency of visit

85 % of visitors to Coed Moel Famau had been on a previous occasion. The proportion of repeat visitors was higher at Pen Barras (90 %) than at the Forest Car Park and above Brithdir Mawr (81 % and 82 % respectively).

Of the groups who had been to Coed Moel Famau on a previous occasion, 22 % visited at least once per week, 22 % visited 1-3 times per month, 37 % visited 1-3 times per year and 18 % visited less often than this. Visitors at the Forest Car Park were the most frequent, with 37 % visiting at least once per week. Visitors to Pen Barras were the least frequent, with 69 % visiting 3 times per year or less.

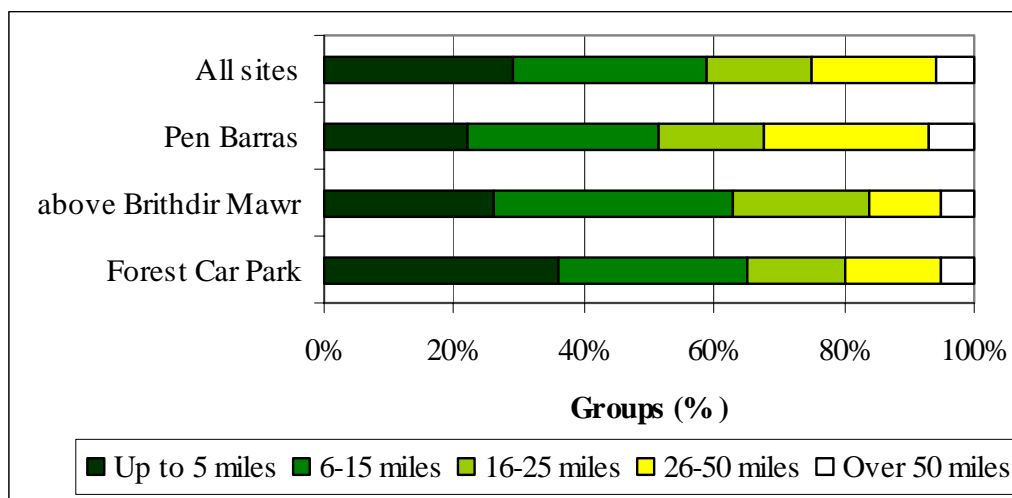
Length of Stay

The average length of stay of groups at Coed Moel Famau was 2.3 hours. Groups tended to stay longest above Brithdir Mawr (3.9 hours), and for shorter times at the Forest Car Park (2.2 hours) and Pen Barras (2.0 hours).

Travel to Coed Moel Famau

29 % of groups had travelled up to 5 miles to the site. A quarter (26 %) had travelled 26 miles or more (Figure 2). Groups at the Forest Car Park tended to travel the shortest distances with 36 % of visitors travelling up to 5 miles to the site. The groups at Pen Barras tended to travel further with 32 % coming 26 miles or more to the site.

Figure 2: Distance travelled to each entrance at Coed Moel Famau



Nine in ten groups had travelled to Coed Moel Famau by car or van. The highest proportion of car/van drivers was at Pen Barras (94 %), and the lowest above Brithdir Mawr (76 %). At Brithdir Mawr, 13 % had walked to the site, and 8 % had cycled.

Origin of visitors

Table 2 shows the origin of visitors, based on the home postcodes and town/country names supplied. Almost three-quarters of the groups were from the North West of England (74 %), 14 % were from Wales, and the remainder were from other regions of England, Scotland or overseas.

Table 2: Origin of visitors based on home postcode

		No of respondents
England	Total	275
	<i>North West</i>	240
	<i>South East</i>	14
	<i>West Midlands</i>	8
	<i>Other Regions</i>	13
Wales		46
Scotland		1
Overseas		4
Total:		326

Finding out about the site

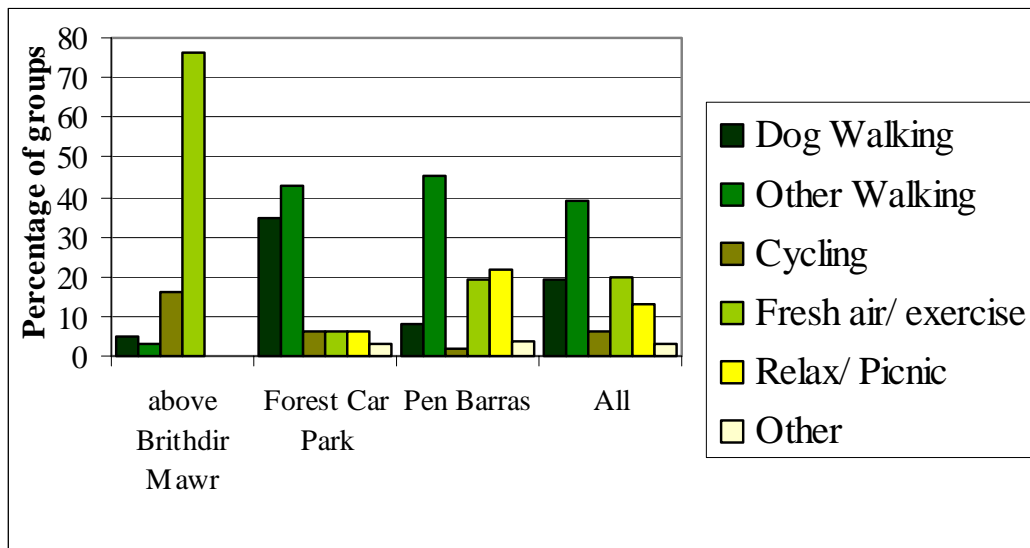
Groups were asked how they had found out about the woodland. Almost two-thirds of groups at Coed Moel Famau (63 %) said that they had always known about the site. A further 22 % had found out from a friend or relation, and 4 % had found out from a local guide book or map. Less than 2 % of groups gave any other response.

At Pen Barras, a relatively high proportion of groups said that they had found out from a local guide book or map (6 %), and above Brithdir Mawr, relatively high proportions had found out about the site from a website (FC or other, 8 %), whilst at the Forest Car Park relatively high proportions had found out about the site from road signs (5 %).

Main purpose of visit

Groups were asked about their main purpose of visit to the site. The main purpose of visit varied quite markedly amongst the sites at Coed Moel Famau (Figure 3). Above Brithdir Mawr, three-quarters of visitors were there for fresh air and exercise, and 16 % of groups were cycling. At the Forest Car Park, 35 % of groups were walking their dogs, and 43 % of groups were walking (without dogs). Almost half the groups at Pen Barras were walkers (45 %), with other groups relaxing/picnicking (22 %) and others coming for fresh air and exercise (19 %).

Figure 3: Main purpose of visit at each site at Coed Moel Famau



Use of other car parks

18 % of the respondents at the Forest Car Park and 16 % of the respondents above Brithdir Mawr said that they had used other car parks in the area – they all said that they had used the Pen Barras car park.

Waymarked walking trails

The Forest Car Park has two waymarked walking trails, which are marked with red and blue markers. Pen Barras also has a trail which has trailhead markers but not waymarking on the trails themselves. Above Brithdir Mawr is a couple of miles away from the car parks and waymarked trails.

52 % of the groups at the Forest Car Park say that they have used one of the waymarked trails, 35 % the red trail and 46 % the blue trail (Others did not say which trail they had used). The route-markings and the path quality were rated as good or very good by a large proportion of groups who had used them (89 % and 86 % respectively).

66 % of the groups at Pen Barras say that they have used one of the waymarked trails. The quality of the trail at Pen Barras was rated as good or very good by 70 % of the groups that had used it.

Rating of facilities at the Forest Car Park

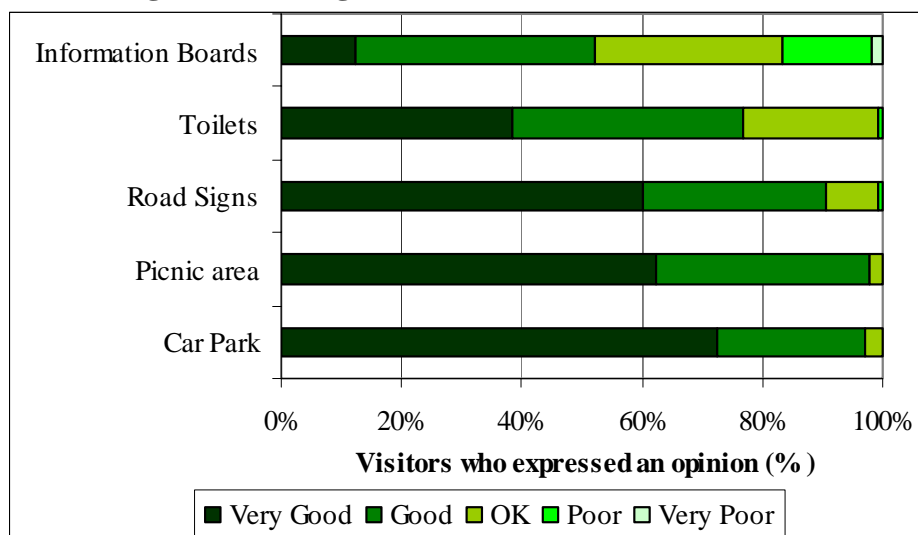
Visitors to all sites were asked to rate the facilities which they had used. Although there are no facilities above Brithdir Mawr, some of the visitors to this site gave ratings for facilities, presumably as they had used the facilities earlier that day or on a previous occasion. The results presented here are only for the groups who were interviewed at the Forest Car Park. Further details of ratings given at the other sites are provided in the tables in Appendix 2.

Results given below are expressed as a proportion of the 141 groups at the Forest Car Park who expressed an opinion. Over three-quarters of respondents rated all the facilities except the picnic area which was rated by 64 % of respondents.

The car park, picnic area and road signs were rated good or very good by over 90 % of respondents, and the toilets were rated as good or very good by 76 % of respondents.

However, the information boards were only rated as good or very good by 52 % of respondents and 17 % rated them as poor or very poor.

Figure 4: Rating of facilities at the Forest Car Park



Rating of woodland management

Groups at each site were asked to rate the management of the woodland, with over 80 % of groups giving a rating. Overall 89 % of these groups who expressed an opinion rated the woodland management as good or very good. Ratings were highest at the Forest Car Park (91 %), and lowest above Brithdir Mawr (83 %).

Desire for new facilities within Coed Moel Famau

Groups were asked if they would like more facilities to be provided within Coed Moel Famau.

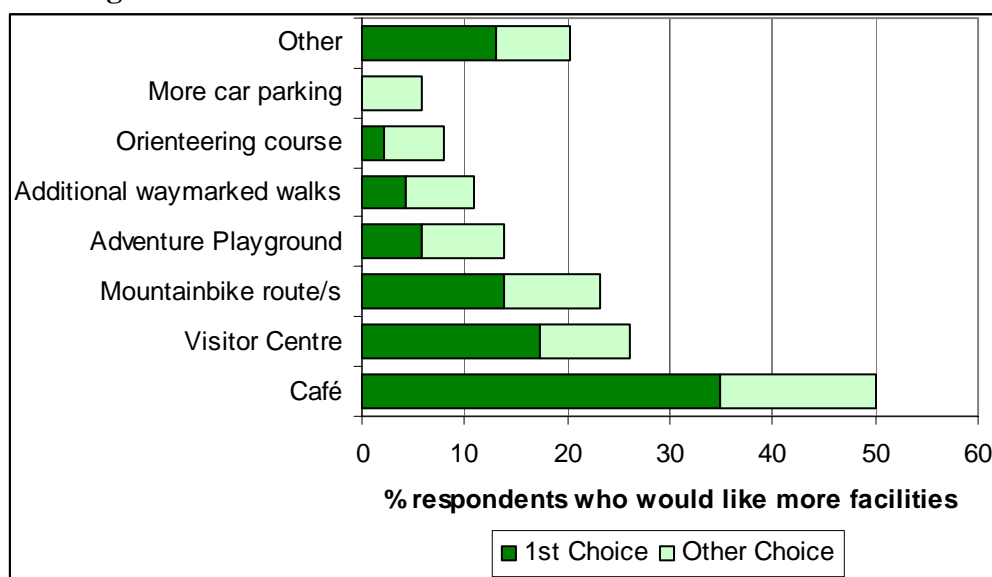
‘Yes Please’: 42 % overall

Over half of the respondents at the Forest Car Park agreed that this was desirable (54 %), but respondents at Pen Barras and above Brithdir Mawr were less keen (38 % and 16 % respectively).

The respondents who said they would like to see more facilities were asked which of a list of facilities they would most like to see. They were then asked what other facilities they would like to see, from the same list. Respondents at each of the three sites gave similar answers, and so they are presented together here.

Over one third (35 %) of those who would like to see more facilities said that a Café was most important, 17 % a visitor centre, 14 % mountainbike routes, 6 % an adventure playground, 4 % additional waymarked walks, and 2 % an orienteering course. 13 % suggested that something other than listed on the questionnaire was the most important. Suggestions were generally for leaflets about the site at the Forest Car Park, and more toilets at Pen Barras and above Brithdir Mawr (Figure 5 – dark green). All facilities received extra votes as a facility of secondary importance (Figure 5 – light green).

Figure 5: Preferred additional facilities for Coed Moel Famau



‘No thank you’: 55 % overall

Almost half of the respondents at the Forest Car Park said that new facilities within Coed Moel Famau were unnecessary (43 %). However, this opinion was more strongly felt at Pen Barras and above Brithdir Mawr (59 % and 84 % respectively). When asked why, a number of responses were given. Responses at the individual sites were similar, so will be presented together here.

Of the respondents who said they wouldn't like to see any new facilities within Coed Moel Famau, 27 % felt that the site did not need any changes and was fine as it is. 26 % thought that such developments would spoil or even ruin the area, with a further 8 % of the view that the area should not be commercialised. 6 % thought that with further development the site would become too busy or crowded, and 21 % requested that the site be kept natural.

Improvements to the site

Groups were asked what one thing could be improved there. 25 % groups at the Forest Car Park made suggestions, around half of the visitors at Pen Barras, and 71 % of those above Brithdir Mawr made suggestions.

Improvements which could be made at the Forest Car Park include more bins / no bins / less litter (13 groups), less bikes on paths / more bike routes (6), more information (3) and less dogs / dog mess (3). Other individuals suggested things like a sheltered picnic area, an artificial lake and more for the kids to do.

At Pen Barras, groups suggested improvements to the quality, cost or size of the car park (16), and 9 mentioned the problem of litter. More toilets were requested (8) as were separate cycle/ mountainbike tracks (8), a place to buy refreshments (5), information (4), shelter (3) and more native trees.

Above Brithdir Mawr requests were for more broadleaved trees (5) and better grip on the pathways with sleepers (3). Other individuals suggested things like more bike tracks, more small paths for walkers and more publicity.

COED MOEL FAMAU VISITOR SURVEY 2002

Batch

Time (24 hr clock)

Form

Hello; I am carrying out a survey for the Forestry Commission. Can you please spare a few minutes to answer some questions?

1. Have you travelled from home today?

Circle One

- Yes **1** Skip to Q2
 No **2** Ask Q1a

1a. What type of accommodation did you stay in last night?

Circle one

- Bed & Breakfast/ Guest House **1**
 Hotel **2**
 Camping/ Caravan **3**
 With friends/ relatives **4**
 Youth Hostel **5**
 Self Catering **6**
 Other **7**

2. How far have you travelled to get here today?

Circle one

- Up to 5 miles **1**
 6 - 15 miles **2**
 16 - 25 miles **3**
 26 - 50 miles **4**
 Over 50 miles **5**

3. What was the main type of transport you used to get here today? (The one used for the longest distance)

Circle one

- Car/ van **1**
 Minibus/ coach **2**
 Public transport **3**
 Bicycle **4**
 On foot **5**
 Other **6**

4. Have you been here before?

Circle One

- Yes **1** Ask Q4a
 No **2** Skip to Q5

4a. How often do you come here?

Circle one

- Most days **1**
 1 - 3 times a week **2**
 1 - 3 times a month **3**
 1 - 3 times a year **4**
 Less often **5**

5. How did you first find out about this woodland?

(if answer 4 - 8 ask Q5a, all others skip to Q6)

Circle One

- Always known **1**
 Friend/ relation **2**
 Road signs **3**
 Forest Enterprise leaflet **4**
 Other leaflet **5**
 Local guide book or map **6**
 Exhibitions/ displays **7**
 Newspaper/ TV/ Radio **8**
 FC Website **9**
 Other Website **10**
 Other **11**

Please specify _____

5a. Can you say where you saw it? (i.e. where picked up leaflet, which guide book/ map or exhibition, which TV/ Radio programme or newspaper)

6. What is the main purpose of your visit today?

Circle one

- Dog walking **1**
 Other walking **2**
 Cycling **3**
 Fresh air/ exercise **4**
 Watch wildlife/ birds **5**
 Relax/ picnic **6**
 Other **7**

Specify

7. How long in total are you staying at this site today?

--	--

hours mins

8. Have you used one of the waymarked walks?

Circle One

Yes	1	Ask Q9
No	2	Skip to Q12

9. Which walk was it?

(if more than one, answer for the one used most recently)

Circle One

Red	1
Blue	2
Unmarked	3

10. What did you think of the route marking on the walk?

Circle One

Very Good	1
Good	2
OK	3
Poor	4
Very Poor	5
No opinion	6

11. What did you think of the quality of the path?

Circle One

Very Good	1
Good	2
OK	3
Poor	4
Very Poor	5
No opinion	6

12. I would like to ask you to rate any of the facilities that you have used here, on a scale of Very good, Good, OK, Poor or Very poor. What is your overall rating for:

(circle one number in each row)

	VG	G	OK	P	VP	Not used
Picnic area	1	2	3	4	5	6
Toilets	1	2	3	4	5	6
Information boards	1	2	3	4	5	6
Car park	1	2	3	4	5	6
Road signs	1	2	3	4	5	6

13. Would you like other facilities to be provided within Coed Moel Famau?

Circle One

Yes	1	Ask 13a
No	2	Go to 13c

13a. If yes, what is the most important facility that you would like to see here?

Circle one

Visitor Centre	1
Café	2
Adventure Playground	3
Mountain bike route/s	4
Orienteering course	5
Additional way marked walks	6
More car parking	7
Other (Specify)	8

13b. What other facilities would you like to see at Coed Moel Famau?

Circle all

Visitor Centre	1
Café	2
Adventure Playground	3
Mountain bike route/s	4
Orienteering course	5
Additional way marked walks	6
More car parking	7
Other (Specify)	8

Skip to Q14

13c. If no, why not?

Why?

14. Have you used the other car parks in this area?

If yes *Circle One*

Bwlch Pen Barras	1
Loggerheads	2
Other	3

15. This is a Forestry Commission wood/forest. On a scale of 1 to 5, where 1 means very good and 5 means very poor, how would you rate the management of this wood/ forest?

Circle One

Very Good	1
Good	2
OK	3
Poor	4
Very Poor	5
No opinion	6

COED MOEL FAMAU Vi si tor Survey - 2002

	ABOVE	BRI THDIR	FOREST CAR	MAWR	PARK	PEN BARRAS	ALL
	N	N	N	N	N	N	N
, ALL	38,	141,	148,	327,			

1. Have you travelled from home today?

	ABOVE	BRI THDIR	FOREST CAR	MAWR	PARK	PEN BARRAS	Total
	No. , %	No. , %	No. , %	No. , %	No. , %	No. , %	No. , %
, Yes	31, 82,	127, 90,	123, 83,	281, 86,			
, No	7, 18,	14, 10,	25, 17,	46, 14,			
, Total	38, 100,	141, 100,	148, 100,	327, 100,			

(those who spent a night away from home)

1a. What type of accommodation did you stay in last night?

	ABOVE	BRI THDIR	FOREST CAR	MAWR	PARK	PEN BARRAS	Total
	No. , %	No. , %	No. , %	No. , %	No. , %	No. , %	No. , %
, Bed & Breakfast	3, 43,	1, 7,	2, 8,	6, 13,			
, Hotel	1, 14,	2, 14,	3, 12,	6, 13,			
, Camping/Caravan	2, 29,	7, 50,	4, 16,	13, 28,			
, At fri ends/rel atives	., .,	2, 14,	13, 52,	15, 33,			
, Youth Hostel	., .,	2, 14,	., .,	2, 4,			
, Sel f Catering	1, 14,	., .,	., .,	1, 2,			
, Other	., .,	., .,	3, 12,	3, 7,			
, Total	7, 100,	14, 100,	25, 100,	46, 100,			

2. How far have you travelled to get here today

	ABOVE	BRI THDIR	FOREST CAR	MAWR	PARK	PEN BARRAS	Total
	No. , %	No. , %	No. , %	No. , %	No. , %	No. , %	No. , %
, Up to 5 mi les	10, 26,	51, 36,	33, 22,	94, 29,			
, 6-15 mi les	14, 37,	41, 29,	43, 29,	98, 30,			
, 16-25 mi les	8, 21,	21, 15,	24, 16,	53, 16,			
, 26-50 mi les	4, 11,	21, 15,	37, 25,	62, 19,			
, Over 50 mi les	2, 5,	7, 5,	10, 7,	19, 6,			
, Mi ssi ng	., .,	., .,	1, 1,	1, 0,			
, Total	38, 100,	141, 100,	148, 100,	327, 100,			

„ffffffffffffffffffffffffffffffff.....fffffffffff...fffffffffffff...fffffffffffff...fffffffffffff†

3. Main type of transport used to get here today	ABOVE	BRI THDIR	FOREST CAR	MAWR	PARK	PEN BARRAS	Total	
	No.	%	No.	%	No.	%	No.	%
Car/Van	29	76	128	91	139	94	296	91
Mini bus/coach	1	3	4	3	.	.	5	2
Bicycle	3	8	2	1	3	2	8	2
On foot	5	13	7	5	5	3	17	5
Other	1	1	1	0
Total	38	100	141	100	148	100	327	100

‡ffffffff.....fffff~fffff~fffff~fffff~fffff~fffff~fffff~fffff~fffff%
 †ffffffff.....fffff~fffff~fffff~fffff~fffff~fffff~fffff~fffff~fffff%
 \$ffffffff.....fffff<fffff<fffff<fffff<fffff<fffff<fffff<fffff<fffff€

„ffffffffffffffffffffffffffffffff.....fffffffffff...fffffffffffff...fffffffffffff...fffffffffffff†

4. Have you been to Coed Moel Famau before	ABOVE	BRI THDIR	FOREST CAR	MAWR	PARK	PEN BARRAS	Total	
	No.	%	No.	%	No.	%	No.	%
Yes	31	82	114	81	133	90	278	85
No	7	18	27	19	15	10	49	15
Total	38	100	141	100	148	100	327	100

‡ffffffff.....fffff~fffff~fffff~fffff~fffff~fffff~fffff~fffff~fffff%
 †ffffffff.....fffff~fffff~fffff~fffff~fffff~fffff~fffff~fffff~fffff%
 \$ffffffff.....fffff<fffff<fffff<fffff<fffff<fffff<fffff<fffff<fffff€

(Those who have been before)

„ffffffffffffffffffffffffffffffff.....fffffffffff...fffffffffffff...fffffffffffff...fffffffffffff†

4a. How often do you come to, Nant yr Ari an?	ABOVE	BRI THDIR	FOREST CAR	MAWR	PARK	PEN BARRAS	Total	
	No.	%	No.	%	No.	%	No.	%
Most days	.	.	14	12	3	2	17	6
1-3 times a week	5	16	28	25	11	8	44	16
1-3 times a month	10	32	24	21	28	21	62	22
1-3 times a year	10	32	28	25	65	49	103	37
Less often	5	16	20	18	26	20	51	18
Missing	1	3	1	0
Total	31	100	114	100	133	100	278	100

‡ffffffff.....fffff~fffff~fffff~fffff~fffff~fffff~fffff~fffff~fffff%
 †ffffffff.....fffff~fffff~fffff~fffff~fffff~fffff~fffff~fffff~fffff%
 \$ffffffff.....fffff<fffff<fffff<fffff<fffff<fffff<fffff<fffff<fffff€

„ffffffffffffffffffffffffffffffff.....fffffffffffff...fffffffffffff...fffffffffffff...fffffffffffff†

5. How did you find out about this woodland?	ABOVE	BRI THDIR	FOREST CAR	MAWR	PARK	PEN BARRAS	Total	
	No.	%	No.	%	No.	%	No.	%
Always known	23	61	95	67	88	59	206	63
Friend/relati on	10	26	28	20	35	24	73	22
Road signs	7	5	7	2
FE leaflets	1	1	1	0
Other leaflet	1	1	1	0
Local guide book or map	3	2	9	6	12	4
Newspaper/TV/Radio	1	1	1	0
FC Website	1	3	1	0
Other Website	2	5	2	1
Other	2	5	6	4	13	9	21	6
missing	2	1	2	1
Total	38	100	141	100	148	100	327	100

§ffffffffffffffffffffffffffffffff<fffff<fffff<fffff<fffff<fffff<fffff<fffff<fffffE

„ffffffffffffffffffffffffffffffff.....fffffffffffff...fffffffffffff...fffffffffffff...fffffffffffff†

6. What is the main purpose of your visit today?	ABOVE	BRI THDIR	FOREST CAR	MAWR	PARK	PEN BARRAS	Total	
	No.	%	No.	%	No.	%	No.	%
Dog wal ki ng	2	5	49	35	12	8	63	19
Other wal ki ng	1	3	60	43	66	45	127	39
Cycl i ng	6	16	9	6	3	2	18	6
Fresh ai r/exerci se	29	76	9	6	28	19	66	20
Watch wi ldl i fe/bi rds	1	1	1	1	2	1
Rel ax/pi cni c	9	6	33	22	42	13
Other	3	2	5	3	8	2
None	1	1	1	0
Total	38	100	141	100	148	100	327	100

§ffffffffffffffffffffffffffffffff<fffff<fffff<fffff<fffff<fffff<fffff<fffff<fffffE

„ffffffffffffffffffffffffffffffff.....fffffffffffff...fffffffffffff...fffffffffffff...fffffffffffff†

7. Length of stay	ABOVE	BRI THDIR	FOREST CAR	MAWR	PARK	PEN BARRAS	Total	
	No.	%	No.	%	No.	%	No.	%
Missi ng	4	3	1	1	5	2
Around 1/2 hr	10	7	28	19	38	12
Around an hour	2	5	11	8	22	15	35	11
Around 2 hrs	6	16	63	45	49	33	118	36
Around 3 hrs	7	18	33	23	28	19	68	21
Around 4 hrs +	23	61	20	14	20	14	63	19
Total	38	100	141	100	148	100	327	100

§ffffffffffffffffffffffffffffffff<fffff<fffff<fffff<fffff<fffff<fffff<fffff<fffffE

„ffffffffffffffffffffffffffffffff.....fffffffffffff...fffffffffffff...fffffffffffff...fffffffffffff†

8. Have you used one of the waymarked walks?	ABOVE	BRI THDIR	FOREST CAR	MAWR	PARK	PEN BARRAS	Total	
	No.	%	No.	%	No.	%	No.	%
, Yes	30	79	74	52	98	66	202	62
, No	5	13	66	47	50	34	121	37
, Mi ssi ng	3	8	1	1	.	.	4	1
, Total	38	100	141	100	148	100	327	100

§ffffffffffffffffffffffffffffffff<fffff<fffff<fffff<fffff<fffff<fffff<fffff<fffffE

(Those who have walked the waymarked walks)

„ffffffffffffffffffffffffffffffff.....fffffffffffff...fffffffffffff...fffffffffffff...fffffffffffff†

9. Which walk was it?	ABOVE	BRI THDIR	FOREST CAR	MAWR	PARK	PEN BARRAS	Total	
	No.	%	No.	%	No.	%	No.	%
, Red	.	.	26	35	7	7	33	16
, Bl ue	.	.	34	46	78	80	112	55
, Unmarked	30	100	6	8	8	8	44	22
, Mi ssi ng	.	.	8	11	5	5	13	6
, Total	30	100	74	100	98	100	202	100

§ffffffffffffffffffffffffffffffff<fffff<fffff<fffff<fffff<fffff<fffff<fffff<fffffE

(Those who have walked the waymarked walks)

„ffffffffffffffffffffffffffffffff.....fffffffffffff...fffffffffffff...fffffffffffff...fffffffffffff†

10. What did you think of the route markings on the walk?	ABOVE	BRI THDIR	FOREST CAR	MAWR	PARK	PEN BARRAS	Total	
	No.	%	No.	%	No.	%	No.	%
, Very Good	6	20	44	59	33	34	83	41
, Good	18	60	22	30	31	32	71	35
, OK	4	13	5	7	5	5	14	7
, Poor	.	.	1	1	.	.	1	0
, Very Poor	1	3	1	0
, No Opi ni on	1	3	.	.	28	29	29	14
, Mi ssi ng	.	.	2	3	1	1	3	1
, Total	30	100	74	100	98	100	202	100

§ffffffffffffffffffffffffffffffff<fffff<fffff<fffff<fffff<fffff<fffff<fffff<fffffE

(Those who have walked the waymarked walks)

„ffffffffffffffffffffffffffffffff.....fffffffffffff...fffffffffffff...fffffffffffff...fffffffffffff†

11. What did you think of the quality of the path?	ABOVE	BRI THDIR	FOREST CAR	MAWR	PARK	PEN BARRAS	Total	
	No.	%	No.	%	No.	%	No.	%
, Very Good	4	13	38	51	36	37	78	39
, Good	12	40	26	35	32	33	70	35
, OK	12	40	8	11	9	9	29	14
, Poor	2	7	1	1	1	1	4	2
, No Opi ni on	19	19	19	9
, Mi ssi ng	.	.	1	1	1	1	2	1
, Total	30	100	74	100	98	100	202	100

§ffffffffffffffffffffffffffffffff<fffff<fffff<fffff<fffff<fffff<fffff<fffff<fffffE

„ffffffffffffffffffffffffffffffff.....fffffffffff...fffffffffffff...fffffffffffff...fffffffffffff†

12. Rate facilities used	ABOVE								
here: Picnic Area	BRI THDIR	FOREST CAR							
	MAWR	PARK	PEN BARRAS	Total					
	‡fffff	..fffff	^fffff	^fffff	^fffff	^fffff	^fffff	^fffff	^fffff
	No.	%	No.	%	No.	%	No.	%	%
Very good	56,	40,	25,	17,	81,	25,	
Good	5,	13,	32,	23,	18,	12,	55,	17,	
OK	2,	1,	5,	3,	7,	2,	
Not used	30,	79,	49,	35,	99,	67,	178,	54,	
Missing	3,	8,	2,	1,	1,	1,	6,	2,	
Total	38,	100,	141,	100,	148,	100,	327,	100,	

§ffffffffffffffffffffffffffffffff<fffff<fffff<fffff<fffff<fffff<fffff<fffff<fffff<fffff€

COED MOEL FAMAU Visitor Survey - 2002

„ffffffffffffffffffffffffffffffff.....fffffffffff...fffffffffffff...fffffffffffff...fffffffffffff†

12. Rate facilities used	ABOVE								
here: Toilets	BRI THDIR	FOREST CAR							
	MAWR	PARK	PEN BARRAS	Total					
	‡fffff	..fffff	^fffff	^fffff	^fffff	^fffff	^fffff	^fffff	^fffff
	No.	%	No.	%	No.	%	No.	%	%
Very good	1,	3,	43,	30,	26,	18,	70,	21,	
Good	13,	34,	43,	30,	23,	16,	79,	24,	
OK	5,	13,	25,	18,	9,	6,	39,	12,	
Poor	1,	1,	1,	0,	
Not used	16,	42,	25,	18,	90,	61,	131,	40,	
Missing	3,	8,	4,	3,	7,	2,	
Total	38,	100,	141,	100,	148,	100,	327,	100,	

§ffffffffffffffffffffffffffffffff<fffff<fffff<fffff<fffff<fffff<fffff<fffff<fffff<fffff€

„ffffffffffffffffffffffffffffffff.....fffffffffff...fffffffffffff...fffffffffffff...fffffffffffff†

12. Rate facilities used	ABOVE								
here: Information Boards	BRI THDIR	FOREST CAR							
	MAWR	PARK	PEN BARRAS	Total					
	‡fffff	..fffff	^fffff	^fffff	^fffff	^fffff	^fffff	^fffff	^fffff
	No.	%	No.	%	No.	%	No.	%	%
Very good	2,	5,	13,	9,	35,	24,	50,	15,	
Good	17,	45,	43,	30,	38,	26,	98,	30,	
OK	5,	13,	33,	23,	5,	3,	43,	13,	
Poor	1,	3,	16,	11,	2,	1,	19,	6,	
Very Poor	2,	1,	2,	1,	
Not used	11,	29,	31,	22,	68,	46,	110,	34,	
Missing	2,	5,	3,	2,	5,	2,	
Total	38,	100,	141,	100,	148,	100,	327,	100,	

§ffffffffffffffffffffffffffffffff<fffff<fffff<fffff<fffff<fffff<fffff<fffff<fffff<fffff€

„ffffffffffffffffffffffffffffffff.....fffffffffff...fffffffffffff...fffffffffffff...fffffffffffff†

12. Rate facilities used	ABOVE								
here: Car Park	BRI THDIR	FOREST CAR							
	MAWR	PARK	PEN BARRAS	Total					
	‡fffff	..fffff	^fffff	^fffff	^fffff	^fffff	^fffff	^fffff	^fffff
	No.	%	No.	%	No.	%	No.	%	%
Very good	95,	67,	53,	36,	148,	45,	
Good	13,	34,	32,	23,	76,	51,	121,	37,	
OK	13,	34,	4,	3,	12,	8,	29,	9,	
Poor	1,	1,	1,	0,	
Not used	9,	24,	6,	4,	6,	4,	21,	6,	
Missing	3,	8,	4,	3,	7,	2,	
Total	38,	100,	141,	100,	148,	100,	327,	100,	

§ffffffffffffffffffffffffffffffff<fffff<fffff<fffff<fffff<fffff<fffff<fffff<fffff<fffff€

APPENDIX 2

COED MOEL FAMAU TABLES 2002

COED MOEL FAMAU Visitor Survey - 2002

„ffffffffffffffffffffffffffffffff.....ffffffffffff.....ffffffffffff.....ffffffffffff.....ffffffffffff†

12. Rate facilities used here: Road Signs	ABOVE	BRI THDIR	FOREST CAR	MAWR	PARK	PEN BARRAS	Total
	No.	%	No.	%	No.	%	No.
Very good	3	8	77	55	53	36	133
Good	25	66	39	28	52	35	116
OK	1	3	11	8	3	2	15
Poor	.	.	1	1	4	3	5
Not used	5	13	9	6	33	22	47
Missing	4	11	4	3	3	2	11
Total	38	100	141	100	148	100	327

§ffffffffffffffffffffffffffffffff<fffff<fffff<fffff<fffff<fffff<fffff<fffff<fffffE

„ffffffffffffffffffffffffffffffff.....ffffffffffff.....ffffffffffff.....ffffffffffff.....ffffffffffff†

13. Would you like other facilities to be provided within Coed Moel Famau?	ABOVE	BRI THDIR	FOREST CAR	MAWR	PARK	PEN BARRAS	Total
	No.	%	No.	%	No.	%	No.
Yes	6	16	76	54	56	38	138
No	32	84	60	43	88	59	180
Missing	.	.	5	4	4	3	9
Total	38	100	141	100	148	100	327

§ffffffffffffffffffffffffffffffff<fffff<fffff<fffff<fffff<fffff<fffff<fffff<fffffE

(Only those who would like other facilities provided)

„ffffffffffffffffffffffffffffffff.....ffffffffffff.....ffffffffffff.....ffffffffffff.....ffffffffffff†

13a. What is the most important facility you would like to see?	ABOVE	BRI THDIR	FOREST CAR	MAWR	PARK	PEN BARRAS	Total
	No.	%	No.	%	No.	%	No.
Visitor Centre	.	.	12	16	12	21	24
Cafe	1	17	27	36	20	36	48
Adventure playground	.	.	6	8	2	4	8
Mountain bike route/s	1	17	10	13	8	14	19
Orienteering course	3	5	3
Additional waymarked walks	.	.	6	8	.	.	6
Other	4	67	5	7	9	16	18
Missing	.	.	10	13	2	4	12
Total	6	100	76	100	56	100	138

§ffffffffffffffffffffffffffffffff<fffff<fffff<fffff<fffff<fffff<fffff<fffff<fffffE

COED MOEL FAMAU Visitor Survey - 2002

(Includes multiple responses)

(Only those who would like other facilities provided)

13b. What other facilities would you like to see	ABOVE	BRI THDIR	FOREST CAR PARK	PEN BARRAS	Total			
	No.	%	No.	%	No.	%		
Visitor Centre	1	14	8	9	3	5	12	7
Cafe	2	29	11	12	8	12	21	13
Adventure playground			7	8	4	6	11	7
Mountain bike route/s			7	8	6	9	13	8
Orienteering course	2	29	2	2	4	6	8	5
Additional waymarked walks			4	4	5	8	9	6
More car parking			2	2	6	9	8	5
Other			7	8	3	5	10	6
Mis si ng	2	29	41	46	27	41	70	43
Total	7	100	89	100	66	100	162	100

14. Have you used the other car parks in this area	ABOVE	BRI THDIR	FOREST CAR PARK	PEN BARRAS	Total			
	No.	%	No.	%	No.	%		
Yes	6	100	25	100	1	100	32	100
Total	6	100	25	100	1	100	32	100

Only those who said yes to using another carpark

14. Have you used the other car parks in this area	ABOVE	BRI THDIR	FOREST CAR PARK	PEN BARRAS	Total			
	No.	%	No.	%	No.	%		
Bwlch Pen Barras	6	100	25	100	1	100	32	100
Total	6	100	25	100	1	100	32	100

15. Rate the management of this wood/forest?	ABOVE	BRI THDIR	FOREST CAR PARK	PEN BARRAS	Total			
	No.	%	No.	%	No.	%		
Very Good	9	24	60	43	61	41	130	40
Good	21	55	47	33	50	34	118	36
OK	6	16	8	6	12	8	26	8
Poor			2	1	2	1	4	1
No Opi ni on	1	3	23	16	20	14	44	13
Mi ssi ng	1	3	1	1	3	2	5	2
Total	38	100	141	100	148	100	327	100

APPENDIX 2

COED MOEL FAMAU TABLES 2002

COED MOEL FAMAU Visitor Survey - 2002

	ABOVE	BRI THDIR	FOREST CAR	MAWR	PARK	PEN BARRAS	Total
18. Do you have any disability or special needs							
Yes	1	3	4	3	21	14	26
No	36	95	131	93	124	84	291
Missing	1	3	6	4	3	2	10
Total	38	100	141	100	148	100	327

(Only those with a special need - Includes multiple responses)

	ABOVE	BRI THDIR	FOREST CAR	MAWR	PARK	PEN BARRAS	Total
18a. What type of special need is it							
Sight	1	25	4	17	5	17	17
Hearing	1	100	1	25	3	13	5
Mobility	1	100	1	25	3	13	5
Other	1	100	1	25	3	13	5
Missing	1	3	6	4	3	2	10
Total	1	100	4	100	24	100	29

Group size

Number in Group	ABOVE	BRI THDIR	FOREST CAR	MAWR	PARK	PEN BARRAS	Total
0	3	2	3	1			1
1	13	34	26	18	26	18	65
2	18	47	56	40	58	39	132
3	3	8	15	11	17	11	35
4	2	5	22	16	23	16	47
5	12	9	13	9	25	8	8
6 or more	2	5	10	7	8	5	20
Total	38	100	141	100	148	100	327

APPENDIX 2

COED MOEL FAMAU TABLES 2002

COED MOEL FAMAU Visitor Survey - 2002

Number of Males	ABOVE	BRI THDIR	FOREST CAR	MAWR	PARK	PEN BARRAS	Total	
	No.	%	No.	%	No.	%	No.	%
0	5	13	14	10	18	12	37	11
1	25	66	67	48	69	47	161	49
2	4	11	29	21	44	30	77	24
3	4	11	20	14	11	7	35	11
4	.	.	5	4	3	2	8	2
5	.	.	4	3	1	1	5	2
6 or more	.	.	2	1	2	1	4	1
Total	38	100	141	100	148	100	327	100

Number of Females	ABOVE	BRI THDIR	FOREST CAR	MAWR	PARK	PEN BARRAS	Total	
	No.	%	No.	%	No.	%	No.	%
0	14	37	36	26	37	25	87	27
1	18	47	60	43	57	39	135	41
2	3	8	29	21	36	24	68	21
3	3	8	11	8	12	8	26	8
4	4	3	4	1
5	.	.	3	2	1	1	4	1
6 or more	.	.	2	1	1	1	3	1
Total	38	100	141	100	148	100	327	100

Number of Senior Citizens (60+)	ABOVE	BRI THDIR	FOREST CAR	MAWR	PARK	PEN BARRAS	Total	
	No.	%	No.	%	No.	%	No.	%
0	26	68	121	86	110	74	257	79
1	8	21	10	7	21	14	39	12
2	4	11	9	6	15	10	28	9
3	1	1	1	0
4	1	1	1	0
6 or more	.	.	1	1	.	.	1	0
Total	38	100	141	100	148	100	327	100

APPENDIX 2

COED MOEL FAMAU TABLES 2002

COED MOEL FAMAU Visitor Survey - 2002

„ffffffffffffffffffffffffffffffff.....ffffffffffff.....ffffffffffff.....ffffffffffff.....ffffffffffff†

Number of Adults (25-59)	ABOVE	BRI THDIR	FOREST CAR	MAWR	PARK	PEN BARRAS	Total	
	No.	%	No.	%	No.	%	No.	%
0	10	26	28	20	28	19	66	20
1	8	21	29	21	38	26	75	23
2	15	39	71	50	69	47	155	47
3	3	8	4	3	6	4	13	4
4	2	5	7	5	6	4	15	5
5	1	1	1	1	2	1
6 or more	1	1	1	0
Total	38	100	141	100	148	100	327	100

§ffffffffffffffffffffffffffffffff<fffff<fffff<fffff<fffff<fffff<fffff<fffff<fffffE

„ffffffffffffffffffffffffffffffff.....ffffffffffff.....ffffffffffff.....ffffffffffff.....ffffffffffff†

Number of Young Adults (16-24)	ABOVE	BRI THDIR	FOREST CAR	MAWR	PARK	PEN BARRAS	Total	
	No.	%	No.	%	No.	%	No.	%
0	34	89	107	76	117	79	258	79
1	3	8	13	9	14	9	30	9
2	1	3	16	11	12	8	29	9
3	2	1	2	1	4	1
4	2	1	2	1
5	1	1	1	1	2	1
6 or more	2	1	2	1
Total	38	100	141	100	148	100	327	100

§ffffffffffffffffffffffffffffffff<fffff<fffff<fffff<fffff<fffff<fffff<fffff<fffffE

„ffffffffffffffffffffffffffffffff.....ffffffffffff.....ffffffffffff.....ffffffffffff.....ffffffffffff†

Number of Children (under 16)	ABOVE	BRI THDIR	FOREST CAR	MAWR	PARK	PEN BARRAS	Total	
	No.	%	No.	%	No.	%	No.	%
0	36	95	104	74	111	75	251	77
1	2	5	12	9	14	9	28	9
2	13	9	16	11	29	9
3	6	4	4	3	10	3
4	2	1	1	1	3	1
5	1	1	1	0
6 or more	3	2	2	1	5	2
Total	38	100	141	100	148	100	327	100

§ffffffffffffffffffffffffffffffff<fffff<fffff<fffff<fffff<fffff<fffff<fffff<fffffE

APPENDIX 2

COED MOEL FAMAU TABLES 2002

COED MOEL FAMAU Visitor Survey - 2002

„ffffffffffffffffffffffffffffffff.....fffffffffff...fffffffffffff...fffffffffffff...fffffffffffff†

Number of Senior Citizens	ABOVE								
Male (60+)	BRI THDIR	FOREST CAR							
	MAWR	PARK	PEN BARRAS	Total					
	‡fffff	~fffff	^fffff	^fffff	^fffff	^fffff	^fffff	^fffff	^fffff
	No.	%	No.	%	No.	%	No.	%	%
0	29	76	124	88	117	79	270	83	
1	9	24	12	9	29	20	50	15	
2	4	3	2	1	6	2	
5	1	1	1	0	
Total	38	100	141	100	148	100	327	100	

§ffffffffffffffffffffffffffffffff<fffff<fffff<fffff<fffff<fffff<fffff<fffff<fffffE

„ffffffffffffffffffffffffffffffff.....fffffffffff...fffffffffffff...fffffffffffff...fffffffffffff†

Number of Senior Citizens	ABOVE								
Female (60+)	BRI THDIR	FOREST CAR							
	MAWR	PARK	PEN BARRAS	Total					
	‡fffff	~fffff	^fffff	^fffff	^fffff	^fffff	^fffff	^fffff	^fffff
	No.	%	No.	%	No.	%	No.	%	%
0	31	82	132	94	125	84	288	88	
1	7	18	8	6	21	14	36	11	
2	2	1	2	1	
5	1	1	1	0	
Total	38	100	141	100	148	100	327	100	

§ffffffffffffffffffffffffffffffff<fffff<fffff<fffff<fffff<fffff<fffff<fffff<fffffE

„ffffffffffffffffffffffffffffffff.....fffffffffff...fffffffffffff...fffffffffffff...fffffffffffff†

Number of Other Adults Male	ABOVE								
(25-59)	BRI THDIR	FOREST CAR							
	MAWR	PARK	PEN BARRAS	Total					
	‡fffff	~fffff	^fffff	^fffff	^fffff	^fffff	^fffff	^fffff	^fffff
	No.	%	No.	%	No.	%	No.	%	%
0	12	32	40	28	44	30	96	29	
1	20	53	82	58	88	59	190	58	
2	5	13	13	9	14	9	32	10	
3	1	3	5	4	2	1	8	2	
5	1	1	1	0	
Total	38	100	141	100	148	100	327	100	

§ffffffffffffffffffffffffffffffff<fffff<fffff<fffff<fffff<fffff<fffff<fffff<fffffE

„ffffffffffffffffffffffffffffffff.....fffffffffff...fffffffffffff...fffffffffffff...fffffffffffff†

Number of Other Adults	ABOVE								
Female (25-59)	BRI THDIR	FOREST CAR							
	MAWR	PARK	PEN BARRAS	Total					
	‡fffff	~fffff	^fffff	^fffff	^fffff	^fffff	^fffff	^fffff	^fffff
	No.	%	No.	%	No.	%	No.	%	%
0	19	50	57	40	60	41	136	42	
1	16	42	74	52	75	51	165	50	
2	3	8	8	6	13	9	24	7	
3	1	1	1	0	
5	1	1	1	0	
Total	38	100	141	100	148	100	327	100	

§ffffffffffffffffffffffffffffffff<fffff<fffff<fffff<fffff<fffff<fffff<fffff<fffffE

APPENDIX 2

COED MOEL FAMAU TABLES 2002

COED MOEL FAMAU Visitor Survey - 2002

Number of Young Adults Male (16-24)	ABOVE	BRI THDIR	FOREST CAR	MAWR	PARK	PEN BARRAS	Total	
	No.	%	No.	%	No.	%	No.	%
0	37	97	120	85	129	87	286	87
1	1	3	11	8	13	9	25	8
2	7	5	5	3	12	4
3	2	1	1	1	3	1
6 or more	1	1	1	0
Total	38	100	141	100	148	100	327	100

COED MOEL FAMAU Visitor Survey - 2002

Number of Young Adults Female (16-24)	ABOVE	BRI THDIR	FOREST CAR	MAWR	PARK	PEN BARRAS	Total	
	No.	%	No.	%	No.	%	No.	%
0	35	92	116	82	127	86	278	85
1	2	5	18	13	12	8	32	10
2	1	3	6	4	8	5	15	5
3	1	1	1	1	2	1
Total	38	100	141	100	148	100	327	100

Number of Male Children (under 16)	ABOVE	BRI THDIR	FOREST CAR	MAWR	PARK	PEN BARRAS	Total	
	No.	%	No.	%	No.	%	No.	%
0	36	95	112	79	121	82	269	82
1	2	5	13	9	18	12	33	10
2	10	7	7	5	17	5
3	3	2	3	1
4	2	1	2	1	4	1
6 or more	1	1	1	0
Total	38	100	141	100	148	100	327	100

Number of Female Children (under 16)	ABOVE	BRI THDIR	FOREST CAR	MAWR	PARK	PEN BARRAS	Total	
	No.	%	No.	%	No.	%	No.	%
0	38	100	118	84	123	83	279	85
1	15	11	18	12	33	10
2	5	4	6	4	11	3
3	1	1	1	0
4	2	1	2	1
5	1	1	1	0
Total	38	100	141	100	148	100	327	100

APPENDIX 2

COED MOEL FAMAU TABLES 2002

COED MOEL FAMAU Visitor Survey - 2002

Number of Dogs	ABOVE	BRI THDIR	FOREST CAR	MAWR	PARK	PEN BARRAS	Total	
	No.	%	No.	%	No.	%	No.	%
0	32	84	86	61	123	83	241	74
1	4	11	50	35	19	13	73	22
2	2	5	4	3	5	3	11	3
3	.	.	1	1	1	1	2	1
Total	38	100	141	100	148	100	327	100

Number of Bi cycles	ABOVE	BRI THDIR	FOREST CAR	MAWR	PARK	PEN BARRAS	Total	
	No.	%	No.	%	No.	%	No.	%
0	33	87	132	94	146	99	311	95
1	1	3	2	1	2	1	5	2
2	3	8	5	4	.	.	8	2
3	1	3	1	1	.	.	2	1
4	.	.	1	1	.	.	1	0
Total	38	100	141	100	148	100	327	100

Number of Predominantly White People	ABOVE	BRI THDIR	FOREST CAR	MAWR	PARK	PEN BARRAS	Total	
	No.	%	No.	%	No.	%	No.	%
0	2	5	1	1	4	3	7	2
1	12	32	27	19	26	18	65	20
2	17	45	55	39	60	41	132	40
3	3	8	15	11	17	11	35	11
4	2	5	21	15	21	14	44	13
5	.	.	12	9	12	8	24	7
6 or more	2	5	10	7	8	5	20	6
Total	38	100	141	100	148	100	327	100

Number of Non White	ABOVE	BRI THDIR	FOREST CAR	MAWR	PARK	PEN BARRAS	Total	
	No.	%	No.	%	No.	%	No.	%
0	37	97	138	98	147	99	322	98
1	.	.	2	1	1	1	3	1
2	1	3	1	0
6 or more	.	.	1	1	.	.	1	0
Total	38	100	141	100	148	100	327	100