



**Comisiwn Coedwigaeth
Forestry Commission**

**NANT YR ARIAN
VISITOR SURVEY
2002**

CONTENTS

INTRODUCTION	5
SUMMARY	6
NANT YR ARIAN VISITOR SURVEY 2002	7-15
CONCLUSION	16
APPENDIX 1: Questionnaire	17-19
APPENDIX 2: Results Tables	20-31

AUTHOR

Jackie Harper & Vicky West

Economics & Statistics Unit
Forestry Commission
231 Corstorphine Road
Edinburgh
EH12 7AT

Tel: 0131 314 6218
Fax: 0131 316 4344

Email: statistics@forestry.gov.uk

FOREST ENTERPRISE

Coed y Mynedd Forest District
Bwlch Nant Yr Arian
Ponterwyd
Aberystwyth
SY23 3AD

Tel: 01970 890500
Fax: 01970 890340

INTRODUCTION

Bwlch Nant yr Arian is situated on the A44, 10 miles to the east of Aberystwyth. The site consists of approximately 246 hectares of conifers. Larch, pine and Sitka spruce are the main species but pockets of broadleaves contribute to the diversity of the forest. There are areas of open, ungrazed ground and riverside zones that have been cleared.

Management considerations at the site are the sensitivity of the landscape, nature conservation, recreation and archaeology. To this end the long-term management objectives of the site are to give medium priority to wood production and high priority to the conservation and regeneration of the woodland, enhancing the landscape and public recreation.

The visitor centre offers splendid views of Nant yr Arian lake, and consists of a café and a small shop containing crafts. In addition to this the centre is the main Red Kite feeding station in the area, providing the public with the opportunity to see these magnificent birds being feed daily.

The site also provides numerous picnic areas, toilets (including disabled toilets), two waymarked walks of 2.4 km and 8.5 km, an all ability trail around the lake of 1.2 km, an orienteering course of four options, and a newly open mountain bike track of 16km.

An Objective 1 bid to build a new visitor centre and improve existing facilities is currently in progress. The purpose of the survey was not only to find out who our visitors are and to ascertain people's opinion of the current facilities, but to collate what visitors would like developed at the site.

Bwlch Nant yr Arian has an estimated 70,000 people visiting annually.

SUMMARY

This report provides results from a visitor survey that took place in Coed y Mynedd Forest District at Nant yr Arian. A total of 147 questionnaires were completed.

39 % of groups consisted of two people and there was an average of 3.2 people per group. The majority of groups included adults aged between 25-59 years, 20 % included senior citizens, 23 % included young adults aged 16-24 years, and 22 % of groups included children. 21 % of all groups had dogs with them, and 23 % of groups had bicycles with them.

Less than a fifth (18 %) of the respondents were locals, 10 % were days trippers and almost three quarters 73 % were holiday makers. The holidaymakers had camped, stayed in B&Bs or with friends and relatives.

Two thirds (66 %) of respondents had travelled up to 15 miles to the site, 30 % had travelled between 16-50 miles and 4 % had travelled further than this.

93 % of respondents had travelled by car or van to get to the woodland, 2 % by minibus or coach, the remaining 5 % had come by other means.

41 % of respondents had visited Nant yr Arian before. Of those who had visited the woodland before, a fifth visit at least once per week. Over half the visitors (55 %) visit less than 3 times per year. The average length of stay was 2.8 hours.

Over a quarter of visitors (27 %) had found out about the site because of the road signs and 20 % found out from friends or relatives.

Most people came to mountainbike through the forest (24 %) while others visited the site to do walking, get exercise and fresh air (22 %) and 20 % came to relax and enjoy a picnic.

The facilities were generally rated as good or very good (toilets, car park, road signs and the management of the forest).

68 % of respondents had been into the Visitor Centre that day. The facilities in and around the Visitor Centre were very rarely rated in the poor or very poor bracket. Staff were not rated lower than ok.

Three in five groups would like to see a larger visitor centre with more facilities. Of the suggested improvements within the visitor centre, over four in five people would like to see toilets, café or restaurant and a shop. They would also like to see information and local produce.

Over half of groups (57 %) had used a waymarked walk. Route marking and paths were rated good or very good.

11 % of the respondents said that at least one of their party had a special need.

NANT YR ARIAN VISITOR SURVEY 2002

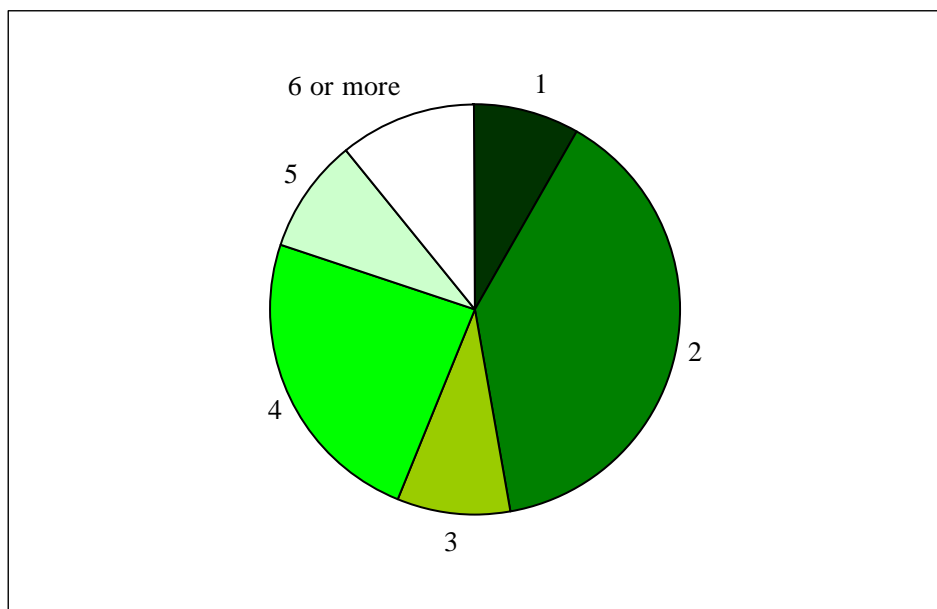
A Visitor Survey was carried out at Nant yr Arian during August-September 2002 in Coed y Mynedd Forest District.

Group Composition

There were a total of 497 visitors in the 147 groups interviewed. There were slightly more male than female visitors (55 % of all visitors were male).

A large proportion of the groups (39 %) included 2 people, and around one in ten (8 %) consisted of lone visitors. A further 33 % were in groups of 3 or 4, with the remaining 20 % in larger groups. Excluding groups of 10 or more, there were on average 3.2 people per group (Figure 1).

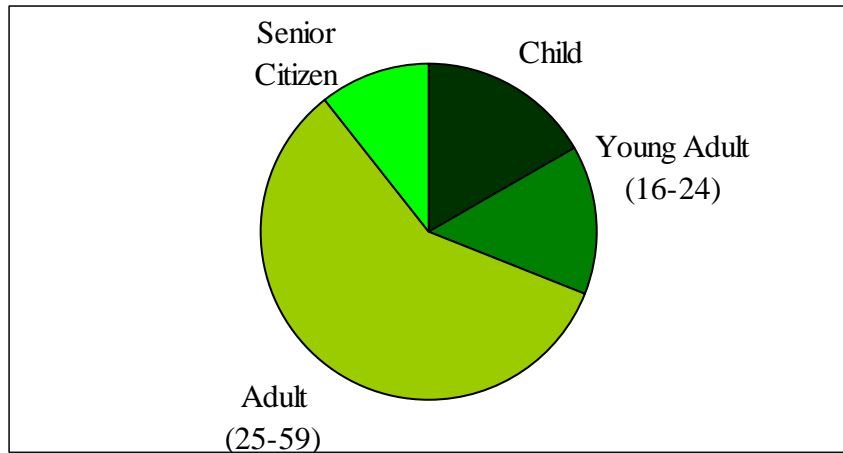
Figure 1: Size of Groups Visiting Nant yr Arian



The majority of groups visiting Nant yr Arian contained adults aged between 25-59 years, and 22 % of groups had children with them. 20 % of groups included senior citizens and 23 % included young adults.

In terms of total visitors, adults aged between 25-59 years accounted for 58 % of all visitors, and 14 % were young adults. A further 17 % were children and only 11% were senior citizens (Figure 2).

Figure 2: Age of Visitors to Nant yr Arian

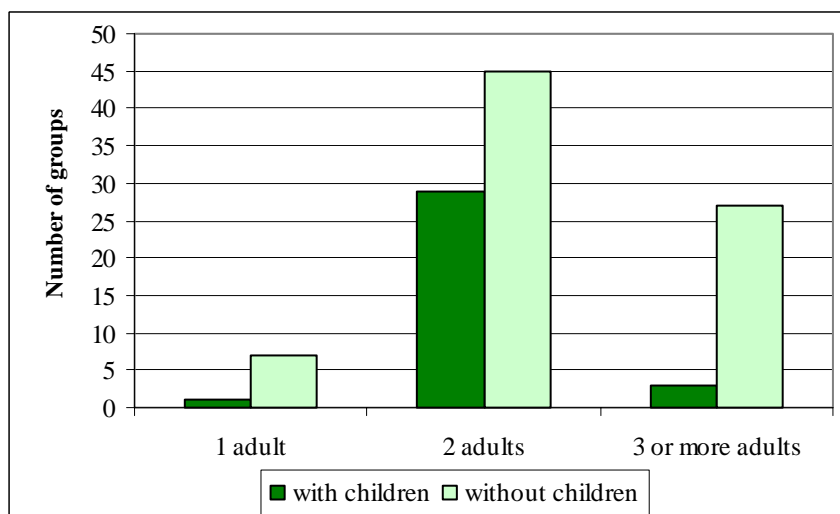


Groups with Children

Over two thirds (69 %) of the groups were without children. Of these groups without children, slightly more than half consisted of two adults, 9 % were lone visitors and 34 % consisted of 3 or more adults (Figure 3).

The remaining 31 % of groups were with children. Of these groups with children 3 % were with a lone adult, 88 % were accompanied by two adults, and the remaining 9 % were accompanied by 3 or more adults.

Figure 3. The Number of Adults in Each Group With and Without Children



Groups with Dogs and Bicycles

Almost a quarter of groups visiting Nant yr Arian had bikes with them (23 %). There were also one in five (21 %) groups who had dogs.

Special Needs

Of the 11 % of people having a special need or disability over two fifths of them had mobility problems (44 %), with other people having a special hearing, sight or other needs.

Visitor Origin

Table 1 shows the origin of visitors, based on the home postcodes and town/country names supplied. Over two-thirds of the groups were from England (67 %), 31 % were from Wales, and the remainder were from overseas.

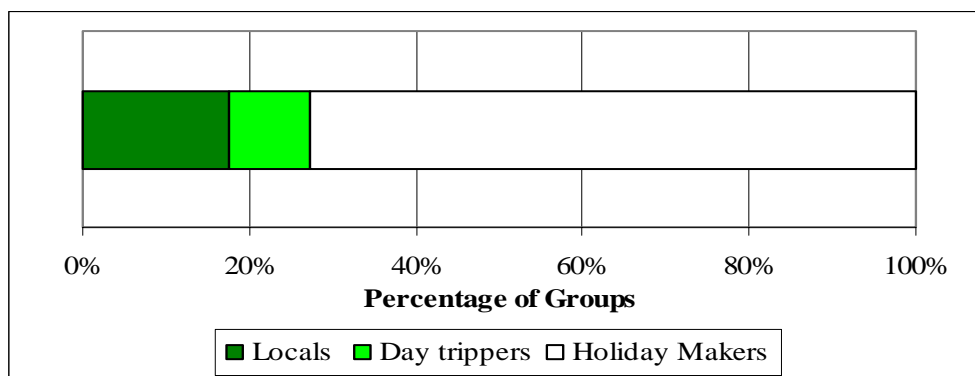
Table 1. Origin of visitors to Nant yr Arian

Region	Number of respondents
Wales	46
England	99
Scotland	0
Overseas	2
All respondents	100 % (=147)

Type of Visitor

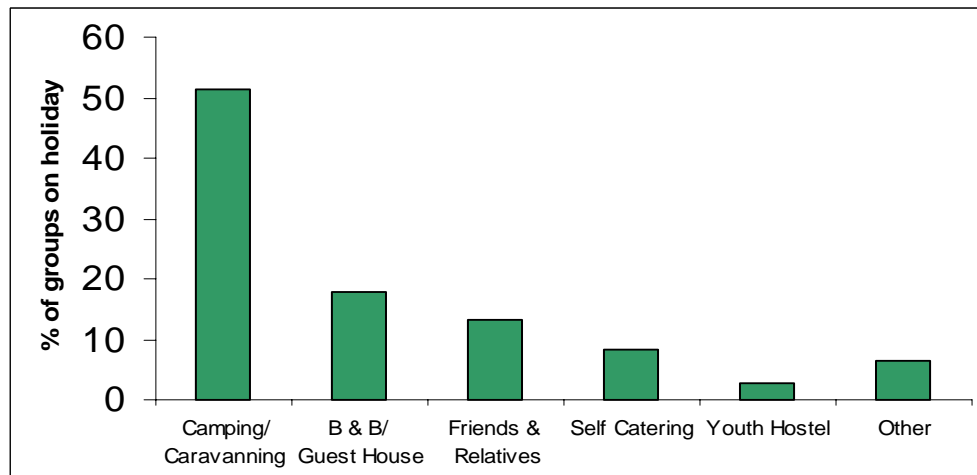
Local visitors to Nant yr Arian (who lived within 15 miles of the site) amounted to 18 %. A further 10 % were on a day trip from home, and the remaining three-quarters (73 %) were on holiday in the area (Figure 4).

Figure 4. The Type of Visitor at Nant yr Arian



The groups who were holiday-makers were asked about the type of accommodation they were using. Of these groups, 51 % were camping or caravanning, 18 % were staying in a B&B or Guest House, and 13 % were staying with friends or relatives (Figure 5).

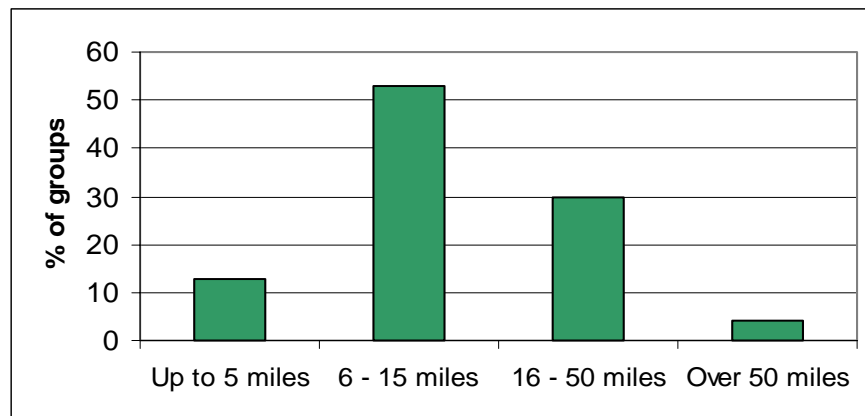
Figure 5: Type of Accommodation Stayed In



Travel to the Forest Site

13 % of visitors had travelled up to 5 miles to the site, and a further 53 % had travelled between 6 and 15 miles. A further 30 % travelled 16-50 miles, and 4 % had travelled further than this (Figure 6).

Figure 6: Distance Travelled to Nant yr Arian

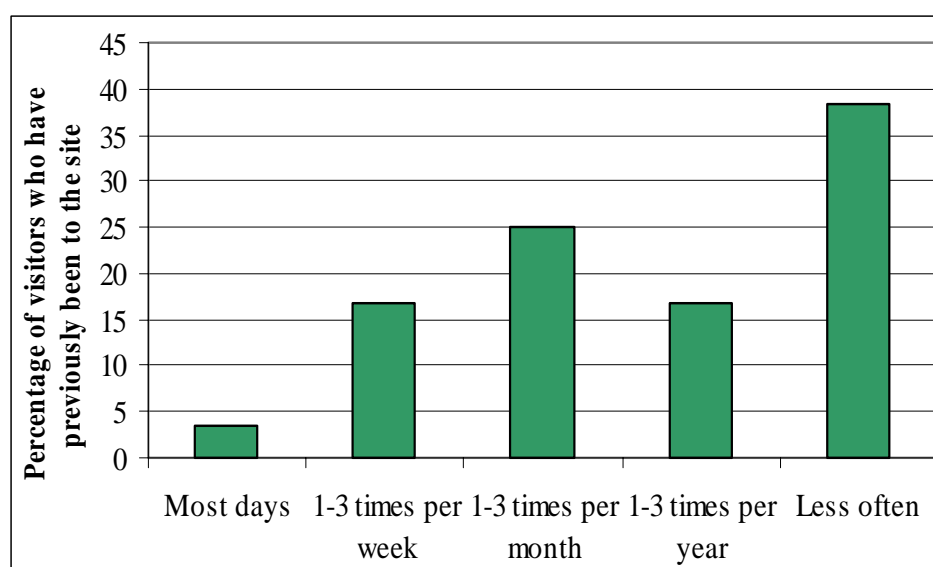


Whilst there were 93 % of visitors who had used a car or van to get to the site, 2 % had arrived at the site by minibus or coach, the remaining 5 % had come by other means.

Previous Visits

Two groups in five had visited the site on a previous occasion (41 %). Of those who have been to the site before, a fifth visited more than once per week (20 %). However over half of the visitors (55 %) come to Nant yr Arian less frequently, three times per year or less (Figure 7).

Figure 7: Frequency of Visits to Nant yr Arian



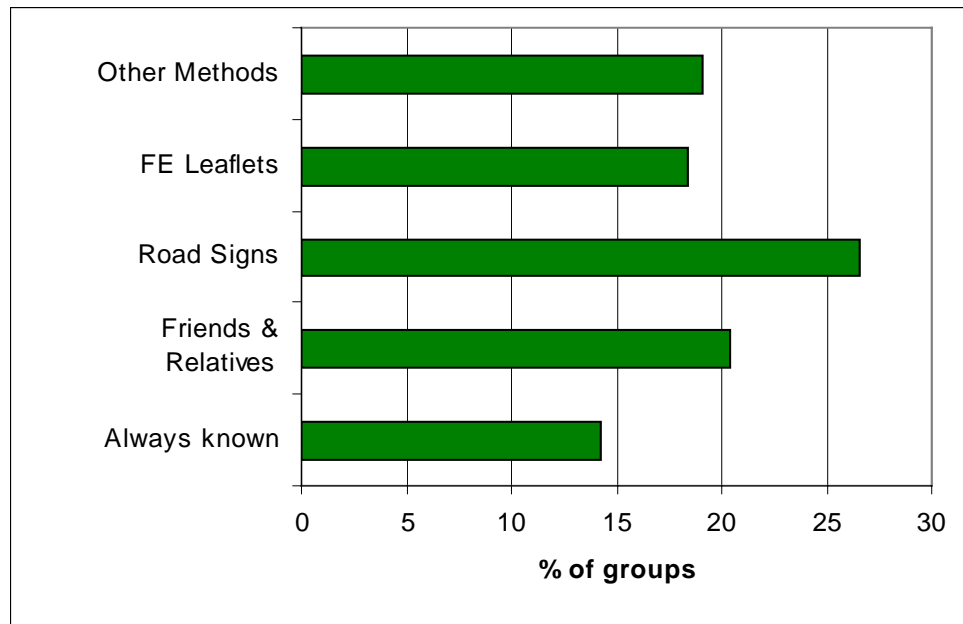
Length of Stay

The average length of stay of groups at Nant yr Arian was 2.8 hours. Around 17 % of visitors stayed for an hour or less, almost a quarter (24 %) stayed for around 2 hours, 30 % stayed for 3 hours and a further 30 % stayed for the 4 hours or more.

Finding out about the Site

Over a quarter of groups visiting Nant yr Arian had found out about the site from the road signs (27 %) while 20% had found out about it from friends or relatives. The FE leaflet provided 18 % of the groups with information to find the woodland and 14 % said that they had always known about the site. A further 7 % had found out about the site by a method other than was suggested on the questionnaire (Figure 8). This tended to be either from a mountainbike magazine or by word of mouth.

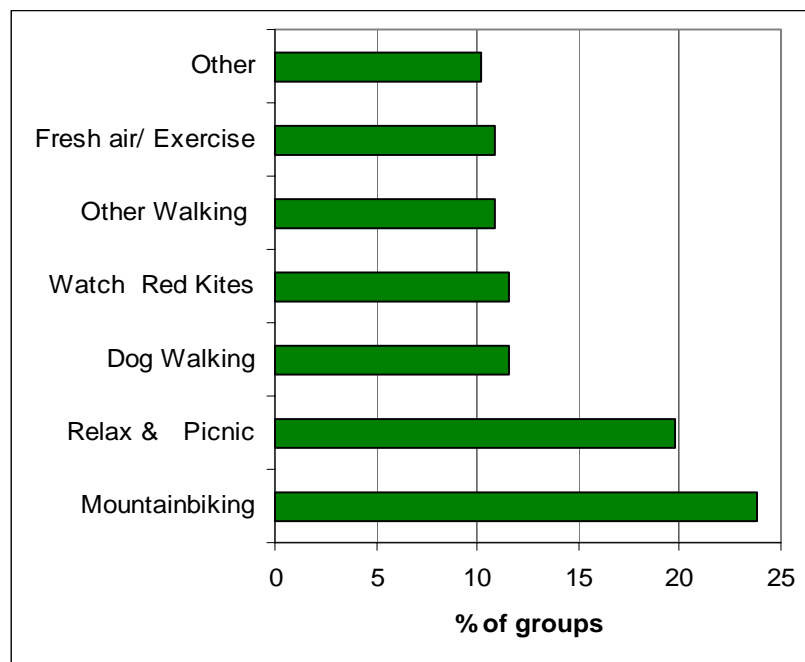
Figure 8: How People Found Out About Nant yr Arian



Main Purpose of Visit

The main reasons for visiting Nant yr Arian were for mountainbiking or to relax and have a picnic. About a quarter (24 %) of groups came to use the mountainbike trails, while a fifth (20 %) of visitors came to relax or enjoy a picnic. 12 % of visitors came to walk dogs and a further 12 % came to watch the Red Kites. A fifth of groups (22 %) tended to visit for other walking, fresh air and exercise. 10 % of groups visited for reasons other than was suggested on the questionnaire, for example sightseeing or to visit the café and use the toilet (Figure 9).

Figure 9: Purpose of Visit to Nant yr Arian Forest



Waymarked Walks

Over half of the visitors (57 %) said that they had used a waymarked walk during their visit to Nant yr Arian. The most popular walk was the Yellow (40 % of those who had used one of the walks) and the all ability walk (37 %), the remaining fifth used the Red walk (21 %).

Groups who had used the waymarked walks were asked to rate the quality of the route marking and the paths themselves. Both were rated as good or very good, by all respondents who gave an opinion. 65 % rated the quality of the paths and the route markings very good.

Visit to the Visitor Centre at Nant yr Arian

All groups were asked if they had been into the Visitor Centre today. Of the 68 % who had been into the Visitor Centre, 61 % were first-time visitors, a quarter had been once or twice, and 7 % three to five times, and 7 % had visited more than five times. Of the 32 % of people who did not visit the Visitor Centre, two fifths said they would be going later (40 %), while around two fifths (42 %) had been before or had no time to visit that day.

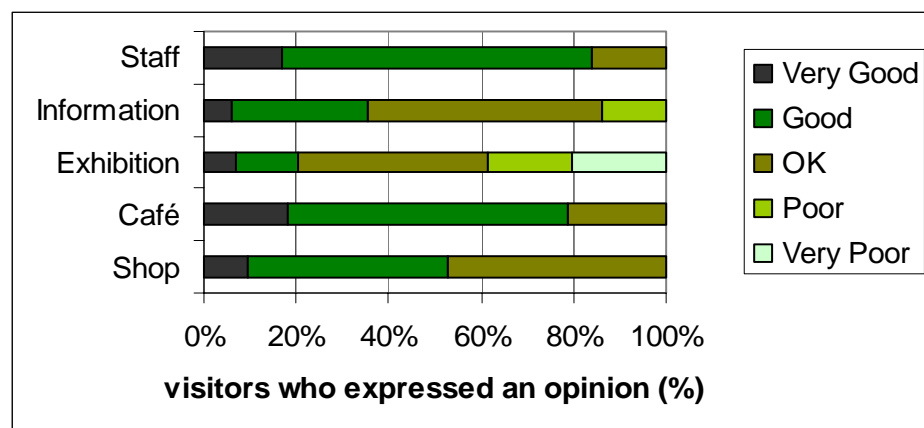
Ratings of Facilities in and around the Visitor Centre

The results below present the ratings for each facility in terms of the proportion of visitors who expressed an opinion (i.e. the proportion who had used each facility and provided a rating for it).

All visitors, who had been to the Visitor Centre today were asked to rate the facilities they had used in the Visitor Centre during their visit to Nant yr Arian. 53 % of visitors to the Visitor Centre gave an opinion regarding facilities in the Visitor Centre shop, 89 % the cafe, 44 % the exhibition, 65 % the information and 100 % the staff.

The café (79 %) and the staff (84 %) were rated as good or very good by those who expressed an opinion (Figure 10). The shop and information boards were generally rated good or ok. However, the exhibition was rated poor or very poor by two fifths of those who expressed an opinion (39 %).

Figure 10: Ratings of Facilities In and Around the Visitor Centre



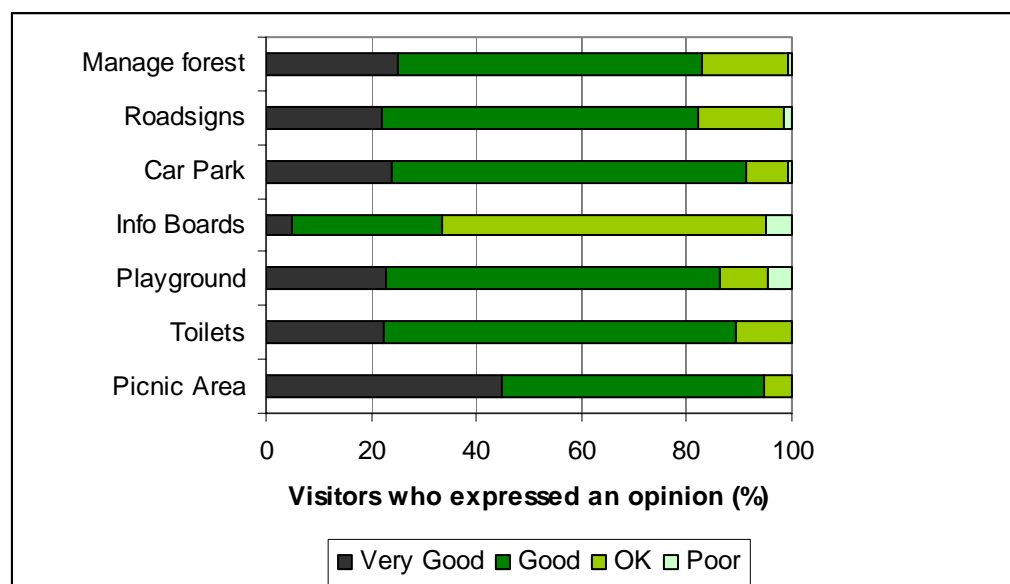
Ratings of the Facilities used in Nant yr Arian

The results below present the ratings for each facility in terms of the proportion of visitors who expressed an opinion (i.e. the proportion who had used each facility and provided a rating for it).

All visitors were asked to rate the other facilities they had used during their visit to Nant yr Arian. Three quarters of those asked either didn't use, or had no comment about the picnic area (74 %), 85 % had no comment about the playground and of the information boards 42 % had no comment, 10 % had no comment about the toilets and 17 % had no comment to make about the management of the forest. Only 1% did not comment on the road signs.

Most of the facilities were rated good or very good by the groups who expressed an opinion, car park 92 %, toilets 89 %, the road signs 82 % and the management of Nant yr Arian forest 83 %). The Information Boards were rated good or ok (Figure 11).

Figure 11: Ratings of Other Facilities Used in Nant yr Arian



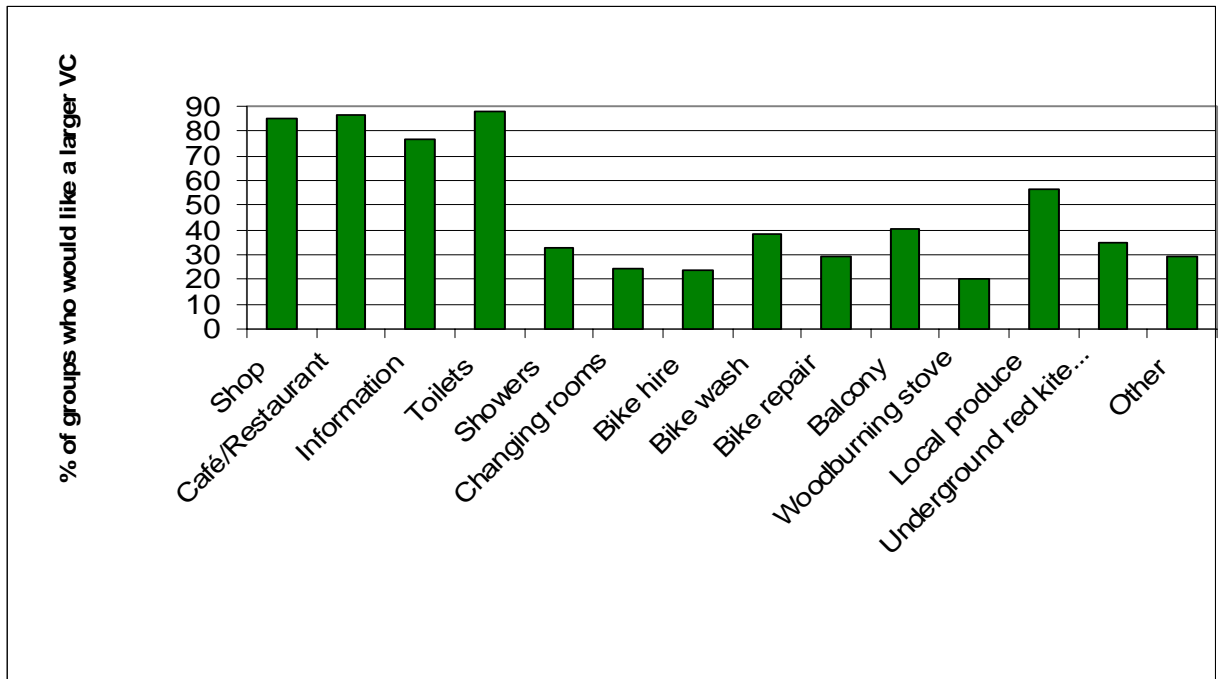
Larger Visitor Centre with More Facilities?

Groups were asked if they would like to see a larger Visitor Centre with more facilities. 61 % said that they would. These groups were asked what facilities they would expect to see in a larger visitor centre (Figure 12).

Over four fifths of the visitors expected to see inside the visitor centre, a shop, café/restaurant and toilets (88 %). Just over three-quarters wanted more information and interpretation (76 %). Over half of the visitors (56 %) would like to see local produce in the visitor centre. Around a third of visitors would like to see bike hire, bike wash or bike repair (24 %, 38 % and 29 % respectively) and over a quarter would like showers and changing rooms (33 % and 25 %). Not so important but still desirable was the woodburning stove (20 %). Of the visitors

who expressed another facility other than that suggested on the questionnaire, a bike shop or mountain bike information were the most requested.

Figure 12: Larger Visitor Centre Facilities



Improvements at Nant yr Arian

Groups were asked what one thing could be improved at Nant yr Arian, and 71 % of them made a suggestion.

Most comments, suggested that improvements were needed in the mountain bike area, with almost a quarter of groups requesting more mountainbike tracks and facilities (23 %), a fifth of groups looking for more information boards about wildlife (19 %), and not so important but still desirable would be free parking 8 %, and more litter bins 7 %. Of the groups who expressed other improvement, disabled access and adventure play area was suggested.

CONCLUSION

This survey was undertaken during the August holiday period and this will result in the survey conclusions being skewed in favour of the peak season visitor as opposed to out of season visitors. There are, however, conclusions one can draw from this survey which will influence the future management and development of the site.

One of the key demands from three in five groups is for increased facilities at Nant yr Arian. Numbers at Nant yr Arian have been rising steadily over the past few years and it is recognised that the current centre is too small to cope. Anticipating this demand, an Objective 1 bid was approved in early 2003 and will result in a brand new centre designed to absorb current demand and further increases of up to 50%. The building is also designed to be easily upgraded should demand increase above anticipated levels.

There has been an increase of 20% over 2001, in the numbers of people coming to mountain bike and this is as a result of the three new trails installed last year and the subsequent promotion of Nant yr Arian as one of the five mountain bike centres in Wales. The new centre will cater for these new visitors with showers and bike wash amongst other general facilities. As part of the new development, a marketing strategy will be produced and one of the areas we will want to be targeting is the current low, (18%), use by locals. The design of the new building to allow an increased community role will also help to build up these numbers.

Overall the survey validates and confirms our impressions of the site which is that it is still a growth site, especially in the area of mountain biking and that the current facilities whilst being good in themselves, are no longer adequate for demand.

8. Have you used one of the waymarked walks?

Circle One

Yes **1**

No **2** *Skip to Q12*

9. Which walk was it?

(if more than one, answer for the one used most recently)

Circle One

Blaenmelindwr - Red Walk **1**

Nant yr Arian – Yellow Walk **2**

Ger-y-llyn – All ability Walk **3**

10. What did you think of the route marking on the walk?

Circle One

Very Good **1**

Good **2**

OK **3**

Poor **4**

Very Poor **5**

No opinion **6**

11. What did you think of the quality of the path?

Circle One

Very Good **1**

Good **2**

OK **3**

Poor **4**

Very Poor **5**

No opinion **6**

12. Have you been into the Visitor Centre today?

Circle One

Yes **1** *Ask Q13*

No **2** *Skip to Q15*

ONLY THOSE WHO HAVE BEEN IN THE VISITOR CENTRE

13. How many times have you been in the Visitor Centre before today?

Enter number of times in box, leave blank if none

14. I would like to ask you to rate the facilities that you have used in and around the Visitor Centre, on a scale of Very good, Good, OK, Poor or Very poor. What did you think of the...

(circle one number in each row)

	VG	G	OK	P	VP	Not used
Shop	1	2	3	4	5	6
Café	1	2	3	4	5	6
Exhibition	1	2	3	4	5	6
Information	1	2	3	4	5	6
Staff	1	2	3	4	5	6

SKIP TO Q. 16

ONLY THOSE WHO HAVE NOT BEEN IN THE VISITOR CENTRE

15. What was the main reason that you have not been in the Visitor Centre today?

Circle One

Going later **1**

Been there before **2**

Don't have time **3**

Don't know about it **4**

Didn't enjoy previous visit **5**

Other **6**

16. Would you like to see a larger Visitor Centre here with more facilities?

Circle One

Yes **1** *Ask Q16a*

No **2** *Skip to Q17*

16a. If yes, what facilities would you expect to see in a larger visitor centre?

Circle all that apply

Shop **1**

Café/Restaurant **2**

Information and interpretation **3**

Toilets **4**

Showers **5**

Changing rooms **6**

Bike hire **7**

Bike wash **8**

Bike repair **9**

Balcony **10**

Wood-burning stove **11**

Local produce **12**

Underground Red Kite viewing hide **13**

Other facility **14**

Specify

17. I would like to ask you to rate any of the facilities that you have used here, on a scale of Very good, Good, OK, Poor or Very poor.

What is your overall rating for:

(circle one number in each row)

	VG	G	OK	P	VP	Not used
Picnic area	1	2	3	4	5	6
Toilets	1	2	3	4	5	6
Playground	1	2	3	4	5	6
Information boards	1	2	3	4	5	6
Car park	1	2	3	4	5	6
Road signs	1	2	3	4	5	6

18. This is a Forestry Commission wood/ forest. On a scale of 1 to 5, where 1 means very good and 5 means very poor, how would you rate the management of this wood/ forest?

	<i>Circle One</i>	
Very Good	1	
Good		2
OK	3	
Poor		4
Very Poor	5	
No opinion		6

19. If we could improve just one thing here, what would that be?

20. To give us an idea of where visitors come from, can you tell me your postcode?

Yes: Record full postcode

--	--

No: Record part postcode if possible, then ask Q20a.

20a. (only ask if full postcode not given) Can you tell me instead which town or other area you live in?

Record name of town or other area (e.g. English/Welsh county, Scottish council area, or country if from abroad)

21. Do you (or does anyone in your group) have any disability or special needs?

	<i>Circle One</i>	
Yes	1	<i>Ask 16a</i>
No	2	<i>Skip to end</i>

21a. What type of special need is it?

	<i>Circle all</i>
Sight	1
Hearing	2
Mobility	3
Other	4

Specify:

That's all! Thank you very much for your time.

Please indicate on the next column the age and ethnic origin of the group – don't ask!

Group size - Please enter number of people in each category in each box

Male		Female
<input style="width: 60px; height: 25px;" type="text"/>	Senior Citizens (Age 60+)	<input style="width: 60px; height: 25px;" type="text"/>
<input style="width: 60px; height: 25px;" type="text"/>	Other Adults (Age 25-59)	<input style="width: 60px; height: 25px;" type="text"/>
<input style="width: 60px; height: 25px;" type="text"/>	Young Adults (Age 16-24)	<input style="width: 60px; height: 25px;" type="text"/>
<input style="width: 60px; height: 25px;" type="text"/>	Children (Under 16)	<input style="width: 60px; height: 25px;" type="text"/>
<input style="width: 60px; height: 25px;" type="text"/>	Predominantly White	<input style="width: 60px; height: 25px;" type="text"/>
<input style="width: 60px; height: 25px;" type="text"/>	Asian	<input style="width: 60px; height: 25px;" type="text"/>
<input style="width: 60px; height: 25px;" type="text"/>	Afro-Caribbean	<input style="width: 60px; height: 25px;" type="text"/>
<input style="width: 60px; height: 25px;" type="text"/>	Dogs	<input style="width: 60px; height: 25px;" type="text"/>
	Bicycles	

Number of interviews

	Weekday	Weekend	Total
Total	63	84	147

	Weekday	Weekend	Total
1. Have you travelled from home today			
Yes	16	24	40
No	47	60	107
Total	63	84	147

(Only those who did not travel from home)

	Weekday	Weekend	Total
1a. What type of accommodation did you stay in last night?			
Bed & Breakfast	9	10	19
Hotel	4	1	5
Camping/Caravan	24	31	55
At friends/relatives	4	10	14
Youth Hostel	2	1	3
Self Catering	2	7	9
Other	2	.	2
Total	47	60	107

	Weekday	Weekend	Total
2. How far have you travelled to get here today			
Up to 5 miles	12	7	19
6-15 miles	30	48	78
16-25 miles	15	18	33
26-50 miles	4	7	11
Over 50 miles	2	4	6
Total	63	84	147

	Weekday	Weekend	Total
3. Main type of transport used to get here today			
Car/Van	57	79	136
Mini bus/coach	1	2	3
Other	5	3	8
Total	63	84	147


```

„ffffffffffffffffffffffffffffffff..ffffffffffffffff..ffffffffffffffff..ffffffffffffffff†
, 12. Have you been into the , Weekday , Weekend , Total ,
, VC before today? †ffffffff..ffffffff~ffffffff~ffffffff~ffffffff~ffffffff~ffffffff%
, , No. , % , No. , % , No. , % ,
†ffffffffffffffffffffffffffffffff~ffffffff~ffffffff~ffffffff~ffffffff~ffffffff~ffffffff%
, Yes , 42, 67, 58, 69, 100, 68,
, No , 20, 32, 23, 27, 43, 29,
, Mi ssi ng , 1, 2, 3, 4, 4, 3,
, Total , 63, 100, 84, 100, 147, 100,
Šffffffffffffffffffffffffffffffff<ffffffff<ffffffff<ffffffff<ffffffff<ffffffff<ffffffffE
    
```

(Only those who have been in the VC today)

```

„ffffffffffffffffffffffffffffffff..ffffffffffffffff..ffffffffffffffff..ffffffffffffffff†
, 13. How many times have you , Weekday , Weekend , Total ,
, been in the VC before today?†ffffffff..ffffffff~ffffffff~ffffffff~ffffffff~ffffffff~ffffffff%
, , No. , % , No. , % , No. , % ,
†ffffffffffffffffffffffffffffffff~ffffffff~ffffffff~ffffffff~ffffffff~ffffffff~ffffffff%
, None , 27, 64, 34, 59, 61, 61,
, Once or twice , 6, 14, 19, 33, 25, 25,
, Between 3 - 5 times , 5, 12, 2, 3, 7, 7,
, Between 6 - 10 times , 2, 5, 3, 5, 5, 5,
, More than 10 , 2, 5, ., ., 2, 2,
, Total , 42, 100, 58, 100, 100, 100,
Šffffffffffffffffffffffffffffffff<ffffffff<ffffffff<ffffffff<ffffffff<ffffffff<ffffffffE
    
```

(Only those who have been in the Visitor Centre)

```

„ffffffffffffffffffffffffffffffff..ffffffffffffffff..ffffffffffffffff..ffffffffffffffff†
, 14. Rate facilities used in , Weekday , Weekend , Total ,
, and around VC: Shop †ffffffff..ffffffff~ffffffff~ffffffff~ffffffff~ffffffff~ffffffff%
, , No. , % , No. , % , No. , % ,
†ffffffffffffffffffffffffffffffff~ffffffff~ffffffff~ffffffff~ffffffff~ffffffff~ffffffff%
, Very good , 4, 10, 1, 2, 5, 5,
, Good , 9, 21, 14, 24, 23, 23,
, OK , 11, 26, 14, 24, 25, 25,
, Not used , 18, 43, 28, 48, 46, 46,
, Mi ssi ng , ., ., 1, 2, 1, 1,
, Total , 42, 100, 58, 100, 100, 100,
Šffffffffffffffffffffffffffffffff<ffffffff<ffffffff<ffffffff<ffffffff<ffffffff<ffffffffE
    
```

(Only those who have been in the Visitor Centre)

```

„ffffffffffffffffffffffffffffffff..ffffffffffffffff..ffffffffffffffff..ffffffffffffffff†
, 14. Rate facilities used in , Weekday , Weekend , Total ,
, and around VC: Cafe †ffffffff..ffffffff~ffffffff~ffffffff~ffffffff~ffffffff~ffffffff%
, , No. , % , No. , % , No. , % ,
†ffffffffffffffffffffffffffffffff~ffffffff~ffffffff~ffffffff~ffffffff~ffffffff~ffffffff%
, Very good , 9, 21, 7, 12, 16, 16,
, Good , 15, 36, 39, 67, 54, 54,
, OK , 11, 26, 8, 14, 19, 19,
, Not used , 7, 17, 4, 7, 11, 11,
, Total , 42, 100, 58, 100, 100, 100,
Šffffffffffffffffffffffffffffffff<ffffffff<ffffffff<ffffffff<ffffffff<ffffffff<ffffffffE
    
```

(Only those who have been in the Visitor Centre)

14. Rate facilities used in , and around VC: Exhibi tion	Weekday	Weekend	Total
No. , % ,	No. , % ,	No. , % ,	No. , % ,
, Very good	3, 7,	, ,	3, 3,
, Good	3, 7,	3, 5,	6, 6,
, OK	13, 31,	5, 9,	18, 18,
, Poor	1, 2,	7, 12,	8, 8,
, Very Poor	2, 5,	7, 12,	9, 9,
, Not used	20, 48,	34, 59,	54, 54,
, Mi ssi ng	, ,	2, 3,	2, 2,
, Total	42, 100,	58, 100,	100, 100,

(Only those who have been in the Visitor Centre)

14. Rate facilities used in , and around VC: Information	Weekday	Weekend	Total
No. , % ,	No. , % ,	No. , % ,	No. , % ,
, Very good	3, 7,	1, 2,	4, 4,
, Good	5, 12,	14, 24,	19, 19,
, OK	13, 31,	20, 34,	33, 33,
, Poor	1, 2,	8, 14,	9, 9,
, Not used	20, 48,	14, 24,	34, 34,
, Mi ssi ng	, ,	1, 2,	1, 1,
, Total	42, 100,	58, 100,	100, 100,

(Only those who have been in the Visitor Centre)

14. Rate facilities used in , and around VC: Staff	Weekday	Weekend	Total
No. , % ,	No. , % ,	No. , % ,	No. , % ,
, Very good	7, 17,	10, 17,	17, 17,
, Good	24, 57,	43, 74,	67, 67,
, OK	11, 26,	5, 9,	16, 16,
, Total	42, 100,	58, 100,	100, 100,

(Only those who have not been in the VC today)

15. What was main reason for , not going in VC today?	Weekday	Weekend	Total
No. , % ,	No. , % ,	No. , % ,	No. , % ,
, Goi ng later	9, 45,	8, 35,	17, 40,
, Been before	6, 30,	6, 26,	12, 28,
, No time	2, 10,	4, 17,	6, 14,
, Other	2, 10,	4, 17,	6, 14,
, Mi ssi ng	1, 5,	1, 4,	2, 5,
, Total	20, 100,	23, 100,	43, 100,

	Weekday		Weekend		Total	
16. Would you like to see a larger VC here with more facilities?	No.	%	No.	%	No.	%
Yes	38	60	51	61	89	61
No	25	40	31	37	56	38
Missing	.	.	2	2	2	1
Total	63	100	84	100	147	100

(Includes multiple responses)

	Weekday		Weekend		Total	
16a. What facilities would you expect to see in larger VC	No.	%	No.	%	No.	%
shop	36	14	40	10	76	12
cafe/restaurant	35	13	42	11	77	12
information/interpretation	30	11	38	10	68	10
toilets	36	14	42	11	78	12
showers	11	4	18	5	29	4
changing rooms	8	3	14	4	22	3
bike hire	6	2	15	4	21	3
bike wash	14	5	20	5	34	5
bike repair	9	3	17	4	26	4
balcony	10	4	26	7	36	6
woodburning stove	5	2	13	3	18	3
local produce	18	7	32	8	50	8
underground kit viewing hide	15	6	16	4	31	5
other	5	2	21	5	26	4
Missing	26	10	33	9	59	9
Total	264	100	387	100	651	100

	Weekday		Weekend		Total	
17. Rate facilities used here: Picnic Area	No.	%	No.	%	No.	%
Very good	7	11	10	12	17	12
Good	4	6	15	18	19	13
OK	2	3	.	.	2	1
Not used	50	79	58	69	108	73
Missing	.	.	1	1	1	1
Total	63	100	84	100	147	100

	Weekday		Weekend		Total	
17. Rate facilities used here: Toilets	No.	%	No.	%	No.	%
Very good	15	24	15	18	30	20
Good	36	57	53	63	89	61
OK	3	5	11	13	14	10
Not used	9	14	5	6	14	10
Total	63	100	84	100	147	100

Number of Males	Weekday		Weekend		Total	
	No.	%	No.	%	No.	%
	0	3	5	3	4	6
1	30	48	37	44	67	46
2	17	27	19	23	36	24
3	10	16	19	23	29	20
4	3	5	4	5	7	5
6 or more	.	.	2	2	2	1
Total	63	100	84	100	147	100

Number of Females	Weekday		Weekend		Total	
	No.	%	No.	%	No.	%
	0	15	24	15	18	30
1	25	40	36	43	61	41
2	10	16	15	18	25	17
3	9	14	13	15	22	15
4	2	3	2	2	4	3
5	1	2	2	2	3	2
6 or more	1	2	1	1	2	1
Total	63	100	84	100	147	100

Number of Senior Citizens (60+)	Weekday		Weekend		Total	
	No.	%	No.	%	No.	%
	0	46	73	72	86	118
1	4	6	3	4	7	5
2	12	19	9	11	21	14
4	1	2	.	.	1	1
Total	63	100	84	100	147	100

Number of Adults (25-59)	Weekday		Weekend		Total	
	No.	%	No.	%	No.	%
	0	16	25	19	23	35
1	4	6	4	5	8	5
2	31	49	43	51	74	50
3	4	6	3	4	7	5
4	7	11	10	12	17	12
5	.	.	2	2	2	1
6 or more	1	2	3	4	4	3
Total	63	100	84	100	147	100

Number of Young Adults (16-24)							
	Weekday		Weekend		Total		
	No.	%	No.	%	No.	%	
0	48	76	65	77	113	77	
1	7	11	6	7	13	9	
2	6	10	5	6	11	7	
3	1	2	5	6	6	4	
4	1	2	2	2	3	2	
6 or more	.	.	1	1	1	1	
Total	63	100	84	100	147	100	

Number of Children (under 16)							
	Weekday		Weekend		Total		
	No.	%	No.	%	No.	%	
0	51	81	63	75	114	78	
1	4	6	2	2	6	4	
2	5	8	12	14	17	12	
3	1	2	3	4	4	3	
4	1	2	2	2	3	2	
5	1	2	.	.	1	1	
6 or more	.	.	2	2	2	1	
Total	63	100	84	100	147	100	

Number of Senior Citizens Male (60+)							
	Weekday		Weekend		Total		
	No.	%	No.	%	No.	%	
0	49	78	74	88	123	84	
1	13	21	10	12	23	16	
2	1	2	.	.	1	1	
Total	63	100	84	100	147	100	

Number of Senior Citizens Female (60+)							
	Weekday		Weekend		Total		
	No.	%	No.	%	No.	%	
0	47	75	73	87	120	82	
1	15	24	11	13	26	18	
2	1	2	.	.	1	1	
Total	63	100	84	100	147	100	

„ffffffffffffffffffffffffffffffff.....ffffffffffffffff.....ffffffffffffffff.....ffffffffffffffff†

Number of Other Adults Male (25-59)	Weekday	Weekend	Total			
	No.	%	No.	%	No.	%
0	20	32	19	23	39	27
1	29	46	45	54	74	50
2	7	11	11	13	18	12
3	5	8	6	7	11	7
4	2	3	2	2	4	3
6 or more	.	.	1	1	1	1
Total	63	100	84	100	147	100

§ffffffffffffffffffffffffffffffff<ffffffff<ffffffff<ffffffff<ffffffff<ffffffff<fffffffffE

„ffffffffffffffffffffffffffffffff.....ffffffffffffffff.....ffffffffffffffff.....ffffffffffffffff†

Number of Other Adults Female (25-59)	Weekday	Weekend	Total			
	No.	%	No.	%	No.	%
0	27	43	29	35	56	38
1	29	46	41	49	70	48
2	6	10	12	14	18	12
3	.	.	1	1	1	1
6 or more	1	2	1	1	2	1
Total	63	100	84	100	147	100

§ffffffffffffffffffffffffffffffff<ffffffff<ffffffff<ffffffff<ffffffff<ffffffff<fffffffffE

„ffffffffffffffffffffffffffffffff.....ffffffffffffffff.....ffffffffffffffff.....ffffffffffffffff†

Number of Young Adults Male (16-24)	Weekday	Weekend	Total			
	No.	%	No.	%	No.	%
0	55	87	69	82	124	84
1	3	5	6	7	9	6
2	4	6	4	5	8	5
3	1	2	5	6	6	4
Total	63	100	84	100	147	100

§ffffffffffffffffffffffffffffffff<ffffffff<ffffffff<ffffffff<ffffffff<ffffffff<fffffffffE

„ffffffffffffffffffffffffffffffff.....ffffffffffffffff.....ffffffffffffffff.....ffffffffffffffff†

Number of Young Adults Female (16-24)	Weekday	Weekend	Total			
	No.	%	No.	%	No.	%
0	53	84	73	87	126	86
1	8	13	7	8	15	10
2	2	3	3	4	5	3
3	.	.	1	1	1	1
Total	63	100	84	100	147	100

§ffffffffffffffffffffffffffffffff<ffffffff<ffffffff<ffffffff<ffffffff<ffffffff<fffffffffE

„ffffffffffffffffffffffffffffffff.....ffffffffffffffff.....ffffffffffffffff.....ffffffffffffffff†

Number of Male Children (under 16)	Weekday		Weekend		Total	
	No.	%	No.	%	No.	%
0	55	87	70	83	125	85
1	5	8	6	7	11	7
2	3	5	6	7	9	6
4	.	.	1	1	1	1
5	.	.	1	1	1	1
Total	63	100	84	100	147	100

§ffffffffffffffffffffffffffffffff<ffffffff<ffffffff<ffffffff<ffffffff<ffffffff<fffffffffE

„ffffffffffffffffffffffffffffffff.....ffffffffffffffff.....ffffffffffffffff.....ffffffffffffffff†

Number of Female Children (under 16)	Weekday		Weekend		Total	
	No.	%	No.	%	No.	%
0	54	86	66	79	120	82
1	4	6	7	8	11	7
2	4	6	10	12	14	10
3	1	2	1	1	2	1
Total	63	100	84	100	147	100

§ffffffffffffffffffffffffffffffff<ffffffff<ffffffff<ffffffff<ffffffff<ffffffff<fffffffffE

„ffffffffffffffffffffffffffffffff.....ffffffffffffffff.....ffffffffffffffff.....ffffffffffffffff†

Number of Dogs	Weekday		Weekend		Total	
	No.	%	No.	%	No.	%
0	50	79	66	79	116	79
1	7	11	12	14	19	13
2	5	8	3	4	8	5
3	1	2	3	4	4	3
Total	63	100	84	100	147	100

§ffffffffffffffffffffffffffffffff<ffffffff<ffffffff<ffffffff<ffffffff<ffffffff<fffffffffE

„ffffffffffffffffffffffffffffffff.....ffffffffffffffff.....ffffffffffffffff.....ffffffffffffffff†

Number of Bicycles	Weekday		Weekend		Total	
	No.	%	No.	%	No.	%
0	49	78	64	76	113	77
1	.	.	2	2	2	1
2	6	10	6	7	12	8
3	4	6	5	6	9	6
4	4	6	4	5	8	5
5	.	.	1	1	1	1
6 or more	.	.	2	2	2	1
Total	63	100	84	100	147	100

§ffffffffffffffffffffffffffffffff<ffffffff<ffffffff<ffffffff<ffffffff<ffffffff<fffffffffE