







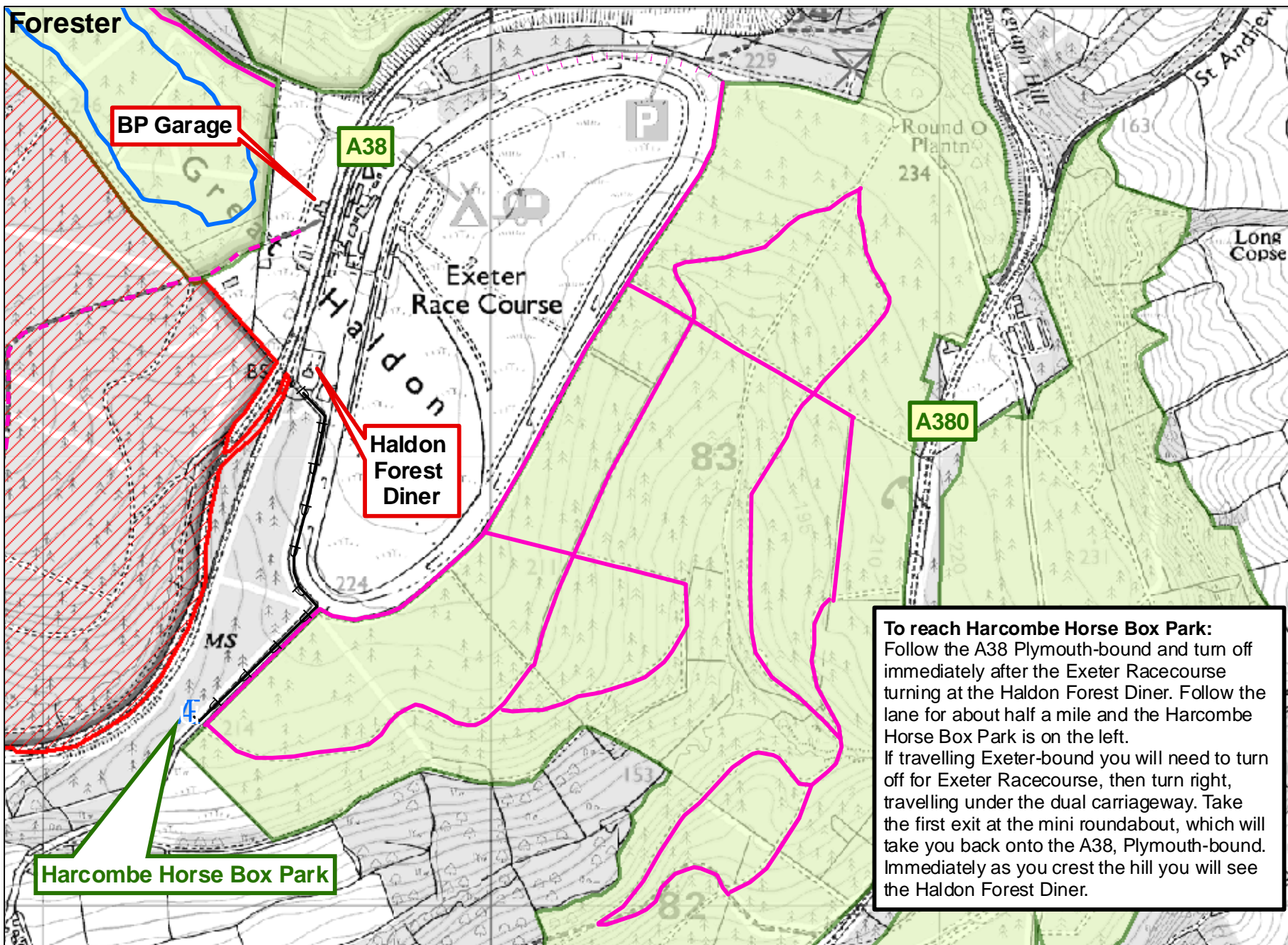


Harcombe Riding Trails

Legend

-  Car Parks
-  Car Park Access Road
-  Adventure Cycle Trail
-  Horse Riding Trails
-  Bridleway
-  Permissive Bridlepath*
-  Open Access
-  Restricted Access

* open on non-race days.



To reach Harcombe Horse Box Park:
 Follow the A38 Plymouth-bound and turn off immediately after the Exeter Racecourse turning at the Haldon Forest Diner. Follow the lane for about half a mile and the Harcombe Horse Box Park is on the left.
 If travelling Exeter-bound you will need to turn off for Exeter Racecourse, then turn right, travelling under the dual carriageway. Take the first exit at the mini roundabout, which will take you back onto the A38, Plymouth-bound. Immediately as you crest the hill you will see the Haldon Forest Diner.

