

You and your dog in the countryside



Great ways to explore, enjoy and help look after
the countryside with your dog

© Mandy Wakins, CCW



Respect • Protect • Enjoy





Your pet's details

"Even dogs like me can sometimes get lost"

A visit to the countryside should be enjoyable and trouble-free for you and your dog. Even so, every year many dogs go missing: they can become trapped, scared by loud noises, injured in road accidents, or even stolen.

To help get your pet back as soon as possible fill out its details below and keep this booklet with you.

Attach a photo of your dog here

Dog's name: _____

Date of birth: _____

Sex: male / female: _____

Breed: _____

Microchip number: _____

Tattoo number and location: _____

Distinguishing marks: _____

Any special medication or allergies: _____

Telephone numbers:

Vet: _____

Dog warden: _____

Police: _____

RSPCA: 0870 55 55 999

Petlog: 0870 606 6751

Pet insurance details: _____

Owner's name: _____

Owner's address: _____

Other person to contact in case of emergency

Name: _____

Telephone: _____

To help prevent your dog from becoming permanently lost:

- never let it go out of sight when on a walk
- train it to always come back immediately when called
- make sure it always wears a collar bearing your name, address and preferably a mobile telephone number
- have it microchipped and register the details on the Kennel Club's Petlog database
- change your contact details with Petlog and on your dog's collar, if you move or go away on holiday





Introduction

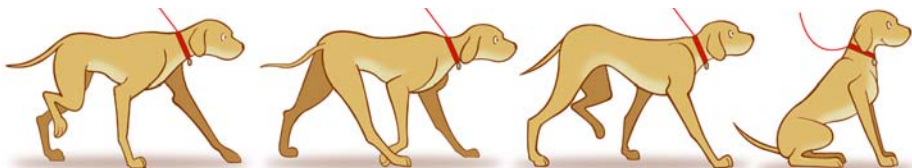
"Hello! I'm John the sheepdog and I just love the countryside. I'll guide you through this leaflet to help you have an enjoyable time by being responsible with your dog in the countryside, and help protect the landscape, wildlife and people that make it so special."



Whether ambling along leafy lanes, rambling through forests, or exploring new access land, the countryside is a great place for you and your dog to explore and enjoy.

Six steps to worry-free walkies by following the Countryside Code

- By law, you must control your dog so that it does not disturb or scare farm animals or wildlife. On most areas of open country and common land, known as 'access land,' you must keep your dog on a short lead between 1 March and 31 July and all year round near farm animals.
 - You do not have to put your dog on a lead on public paths as long as it is under close control. But as a general rule, keep your dog on a lead if you cannot rely on its obedience. By law, farmers are entitled to destroy a dog that injures or worries their animals.
 - If a farm animal chases you and your dog, it is safer to let your dog off the lead – don't risk getting hurt by trying to protect it.
 - Take particular care that your dog doesn't scare sheep and lambs or wander where it might disturb birds that nest on the ground and other wildlife – eggs and young will soon die without protection from their parents.
 - Everyone knows how unpleasant dog mess is and it can cause infections – so always clean up after your dog and get rid of the mess responsibly. Also make sure your dog is wormed regularly to protect it, other animals and people.
 - At certain times dogs may not be allowed on some areas of open land or may need to be kept on a lead. Please follow any signs. You can also find out more about these rules from www.ccw.gov.uk or by phoning the CCW Enquiry Line on 0845 130 6229.
- Wherever you go, following these steps will help keep your pet safe, protect the environment, and show you are a responsible dog owner.**








Where you can go with your dog

"From walks along the beach to hikes across the hill-tops, there are thousands of miles of paths and acres of open country for you to enjoy with your dog, as long as you keep it in sight and under close control or on a lead."



Public Rights of Way

Across the country - from the seashore to mountain tops - public footpaths, bridleways and byways provide thousands of miles of paths and tracks for you to walk with your dog. These paths are often indicated by official signs at the roadside and coloured arrows like these along the way:

-  public footpath - for walkers
-  public bridleway – for walkers, horse riders and cyclists
-  public byway – for all the above, plus 'off-road' vehicles

Local councils and landowners are working together to ensure you can use all these paths, as well as making sure they do not become difficult or dangerous to use.

The law protects your right to walk these paths and requires you to take simple steps to prevent harm to wildlife, farm animals and other people, so always follow the Countryside Code.


Open Country

Since 2005 in Wales and 2004 in England, new laws have opened up new areas of land for walkers with dogs across areas of mountain, moor, heath and down, and registered common land, known as 'access land'. These areas are being shown on Ordnance Survey Explorer maps and on special maps at www.ccw.gov.uk/countrysideaccesswales. They are also marked in the countryside by this symbol.



Areas of open country are often some of the most peaceful parts of the countryside and their 'wild' beauty is actually maintained by those who manage the land for a living. It's especially important to respect those who work in the countryside and protect the unique environments and rare wildlife they support, for future generations.

From early spring to late summer, the internationally rare birds that breed in these areas are vulnerable, because they will fly away if even the most well-behaved person - or dog - comes near their nests on the ground. If birds are scared away, their eggs or newly-hatched chicks could become exposed and may die, or get eaten by other animals and birds. Other birds species are most sensitive during the winter when they roost on the ground as they can become exhausted and die if frequently disturbed.





For this reason, it's vital that dogs and people keep close together. Staying on existing paths and tracks and respecting local signs will help reduce disturbance. On access land, the law requires that:

- dogs are kept on a lead of no more than 2 metres long when birds are nesting, between 1 March and 31 July
- dogs are also kept on a lead of no more than 2 metres near farm animals

To protect sensitive wildlife and farm animals, in some areas local restrictions may prohibit walkers and their dogs from areas of open country for a few days, or even years on grouse moors. This doesn't restrict your access along any nearby public paths.

In other areas, there may be temporary official restrictions to help manage the


land, ensure your safety or prevent fires, although again these don't restrict your access along nearby public paths. Make sure you plan ahead to avoid being disappointed when your favourite walk is restricted. These restrictions can be viewed on the maps at www.ccw.gov.uk/countrysideaccesswales and are indicated by official signage in the countryside.

Other access

There are many areas where you can walk with your dog, such as country parks, green spaces and cycleways. There are beaches, Forestry Commission woodlands, and local agreements where the Government and local councils help farmers provide extra paths.



©DEan Janes, PhotlibraryWales





Frequently asked questions



©David Hosking, FLPA



©Rex Moreton, PhotlibraryWales

What if I take my dog where it shouldn't go?

Depending on where you are, if you do this deliberately or ignore official signs, in the short term you can be made to leave the area and may be fined. In the longer term, this could lead to more restrictions for all dog owners.

What if my dog chases livestock?

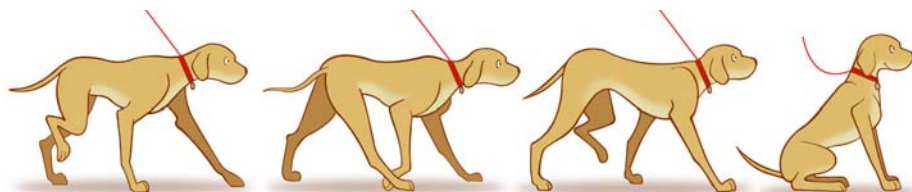
It's a dog's natural instinct to chase things, but this can cause serious distress, injury and even death for the animals concerned – including your dog. In some cases, farmers have the right to shoot and kill a dog that is worrying their livestock. To stay safe, look ahead and keep your dog on a lead when you might encounter livestock.

What if my dog disturbs or chases wildlife?

Again, this can have serious consequences for the animals involved and jeopardise schemes that are helping to protect vulnerable wildlife. It's also an offence to disturb specially protected birds, so take care to keep your dog on a lead or under close control in sensitive areas. Respect official signs restricting access with your dog.

What if a farm animal chases me and my dog?

This can sometimes happen if farm animals have youngsters, or have been worried by dogs in the past. If this occurs, it's safer to let your dog off the lead to let it get away and distract the farm animal away from you. Don't risk getting hurt by trying to protect your dog.



I've checked ahead and restrictions mean I'm not allowed to take my dog on my favourite moorland walk today – what can I do?

You could see if you can divert around the restricted area using public paths. However, if this is a sensitive time for breeding birds, you and your dog may have a better time exploring somewhere else, such as a Forestry Commission woodland.


How can I stop my dog from pulling on the lead?

Modern training methods and equipment mean dogs can be trained not to pull on

the lead, without being cruel or restricting their freedom and fun. The sooner you start, the easier it will be!

I have an officially registered assistance dog – do special rules apply?

Recent laws seek to ensure that people with disabilities are not discriminated against. Any bans or restrictions affecting dogs should not unreasonably curtail access for assistance dog users. If you do encounter a problem, contact your local authority or the Kennel Club.





Travelling with your pet

"Whether it's setting-off on holiday, going to your favourite walking spot, or even moving home, we dogs love travelling to all those new sights and smells! Here's how to keep us safe and happy on the move."



In the car

When heading for the countryside, try to use public transport – most of which allows dogs on board. For the times when this isn't practical, make sure that:

- your dog has a safe, secure place to sit in your car. This will minimise the risk of it distracting the driver, or being injured or thrown from the vehicle if there is an accident;
- your dog wears its collar and identification tag in the car in case it runs away from an accident;
- you stop at a safe place every few hours to give your dog a drink and exercise on a lead;

Dogs left in cars on even moderately sunny days can quickly die from heatstroke. If you must leave it, park in the shade, provide plenty of ventilation and water, and check on it regularly.


Dogs are increasingly being stolen from cars and unpredictable events outside could frighten it. If in doubt, don't leave your dog.

The Kennel Club's Good Citizen Dog Training Schemes cover safe and enjoyable travel for your pet.

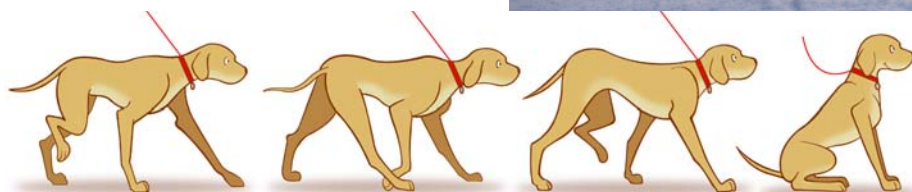
Staying away

Taking your pet on holiday can be as much fun for you as it is for your dog. Here are some tips:

- Many places welcome well-behaved dogs, but always check beforehand to avoid disappointment. The Dogs Trust charity has a database on its website where you can find recommended dog-friendly places to stay.
- Update the information on your dog's collar and advise the Petlog register if your pet is microchipped, so it can be returned to your temporary address if it gets lost. Giving a mobile telephone number is a good idea.
- Find out details of the local vet and dog warden in case the unexpected happens. Local Tourist Information Centres will have details, as do some websites.
- Take your dog's usual food with you, as it may not be available where you are staying.



©Steve Benbow, PhotlibraryWales





Keep our wildlife safe and special

"There's lots you can do to help protect the environment and keep it safe and enjoyable for everyone. You and your dog can make a real difference...here's how."



Even well-behaved, friendly dogs can scare birds and other animals away from their young. Their eggs or newly-hatched chicks could then become cold and may die, or get eaten by other animals and birds.

- Make sure your dog doesn't chase any wildlife. This can cause injury and distress to both wildlife and your dog – especially if your pet gets lost, stuck down a hole or runs across a road;
- Keep your dog close to you so it does not sniff out and flush nesting birds during the spring and early summer. Keep your dog on a short lead in areas of open country between 1 March and 31 July;
- Other rare birds are most sensitive in winter when they roost on the ground, as they can become exhausted and die if frequently disturbed;
- Follow official signs and advice in areas containing sensitive wildlife;
- Clear up dog mess. It can affect the special soils that rare plants need to survive;
- Stop your dog from digging up plants or young trees.


Supporting the people that manage the countryside

You and your dog can help farmers keep their animals happy, safe and healthy if you:

- make sure your dog is wormed every three months, to protect its own health and that of all other animals and your family. Your vet can suggest suitable products;
- keep your dog on a lead near farm animals, to prevent injury to them and your dog;
- be particularly careful when there are lambs and other young farm animals about: being chased by a dog can kill young and unborn animals, so give them plenty of space. Your dog is also more likely to be attacked by parent animals at this time;
- always carry a poop scoop bag with you and pick up after your dog. Take the waste – and any other litter – away with you until you get to a bin, even if this means your dustbin at home.



©Janet & Colin Beard, PhotlibraryWales





© CCW, Gerallt Llywelyn

Help people see the best in your dog

Some people can feel uncomfortable if even the most friendly, tail wagging pet approaches them. Even just one bad experience can make people - especially children - frightened of dogs for life.

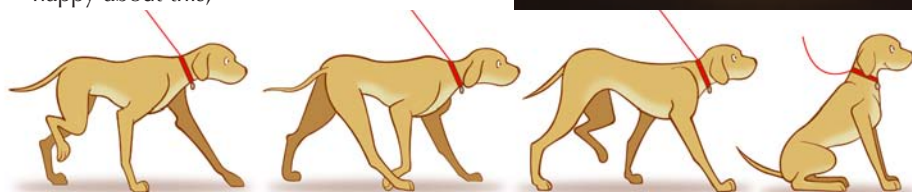
You can help people see the best in your dog by:

- clearing-up dog mess. It can cause infections in people and other animals.
- looking out for horse riders, cyclists and joggers. They can startle your dog - or your dog can startle them - and cause an injury or accident. It's therefore safest to put on the lead as they come past;
- not letting it approach other people or their dogs, unless you are sure they are happy about this;

- being particularly careful around children. Dogs can misunderstand their high-pitched voices and jerky movements, and so jump up or try to play, which can be extremely frightening for a small child.
- making sure children always ask before saying 'Hello' or patting any dog, so they do not accidentally frighten or startle it, as a dog may then try to defend itself;
- ensuring you have third-party insurance in case your dog injures someone, or causes an accident or damage. You could be prosecuted if someone makes a complaint about your dog hurting them or being dangerously out of control. If found guilty, courts can ban you from keeping dogs and order that your pet be destroyed.



©Steve Peake, PhotlibraryWales





Happy and Healthy – you and your dog

“C'mon, c'mon let's go! Yep, there's nothing quite like our wagging tails and pleading eyes to make you pick up the lead and go for walk, even on the dulllest of days”



Have a happy, well-trained dog

There are few things more rewarding than when someone says "What a lovely, well-trained dog you have!"

Walks are much more fun if your dog always comes back when called and doesn't pull on the lead. The Kennel Club's Good Citizen Dog Schemes are a fun way to train your dog and learn how to keep it happy and healthy.

Here are some tips to be thinking about:

- Praising your dog every time it comes back will encourage it to return immediately when called.
- Dogs can become unwilling to come back if they are always then just put on a lead and taken home. So, call your dog back regularly for more exciting things too, like being given a treat.
- Extending dog leads can be a good way to let your dog have more freedom until it is trained to come back immediately when called. Make

sure the lead is kept short on roads, near farm animals, cyclists, horseriders, and in sensitive wildlife areas.

Remember that vulnerable ground-nesting birds are well camouflaged – just because you can't see them, doesn't mean they're not there!


- A dog whistle is a great way to get your dog's attention and return to your side. It also draws less attention to yourself and gives you more chance of seeing wildlife.
- Make sure your pet goes to the vet for a check-up every year and is kept up to date with its vaccinations and worming.

Healthy 'walkies'

Walking your dog every day keeps it happy and healthy and can do wonders for your health too! Walking for just 30 minutes, five or more times per week, can help you live longer and reduce the risk of heart disease, diabetes, strokes, arthritis and some cancers.

Here are some ideas to get even more health benefits from your 'walkies':

- whilst walking at any speed is good for you, some brisk walking enhances the health benefits.
- walking with others who like dogs can be a great way to make friends, and





© CCW, Gerallt Llywelyn



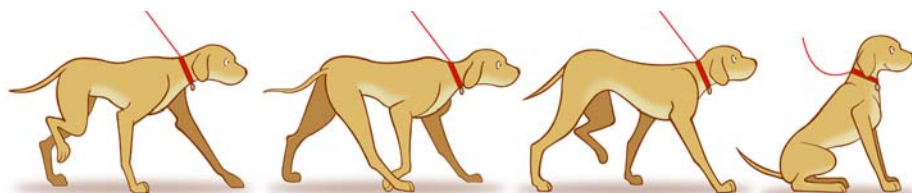
©Terry Whittacker, FLPA

provide support for those times when, for example, you can't take your dog out yourself.

- if you drive a short distance to where you exercise your dog, consider walking that part of the journey, especially if there's a traffic-free path or track that you can follow from home.
- if you are walking near traffic or at night, reflective or flashing dog coats, collars and leads can help drivers see your pet.
- the Countryside Council for Wales' 'Walking the Way to Health Initiative' can help you get more from your walking. The Countryside Council for Wales can supply information leaflets and a Quick Start guide. Try using a stepometer to measure how far you walk each day.

And whatever you do...

- Have your fun and games in a safe place, away from cars, farm animals, sensitive areas for wildlife... and other people who may not share your enthusiasm!
- Throwing sticks can cause horrific injuries to dogs. Instead, play with a tough plastic toy from a pet store, making sure it's big enough not to be swallowed.
- Avoid exercising your dog for at least an hour before or after meals.
- Avoid heatstroke by making sure your dog gets plenty of shade and clean, cool water.
- Don't let your pet drink any water that doesn't look clean – it may be poisonous.
- Please respect official signs asking you to keep your dog away from certain areas of water and beaches.





Looking after your dog

"These tips will help you stay safe and do the best for your dog in an emergency"



Be prepared

This information will help with some emergency situations that can arise when out for a walk, during those initial moments before you get advice from a vet.

You can best prepare for medical emergencies in advance by:

- attending an animal first aid course run at local colleges and vets' surgeries.
- carrying a simple dog first aid kit – this can be used to help humans too.
- learning life-saving skills at a Kennel Club Good Citizen Dog training scheme.
- having pet health insurance.

Road accidents, fractures and falls

- keep calm so as not to cause panic.
- make sure you and your dog aren't in further danger; keep the dog warm.
- if you need to move the dog out of danger, do so slowly and gently. If it can't walk, use a coat, board or blanket as a stretcher.
- try to stem blood flow from cuts with a pad and firm pressure; press around any foreign objects - such as broken glass or metal - to avoid pushing them further in.
- dogs can appear paralysed after a severe accident, but this can be temporary. Never assume an animal is beyond help - follow veterinary advice.

- internal injuries are not always obvious; contact your vet immediately if your pet is off-colour within 24 hours of an accident.

Poisoning

Many garden and agricultural chemicals such as pesticides, slug pellets, cleaning fluids, medicines and anti-freeze can be fatal, so never let your dog out of your sight or let it eat what it finds when out for a walk. If you think your dog has ingested something poisonous:

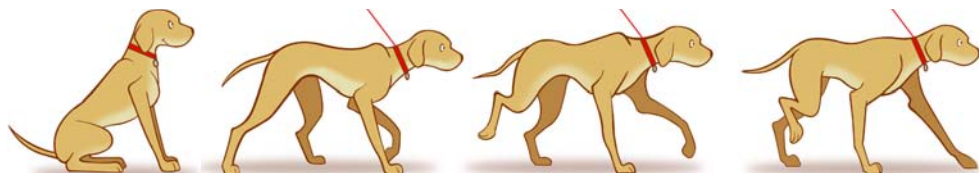
- phone the vet immediately and keep any labels, containers or samples with you to help the vet decide the best treatment.
- DO NOT make your dog sick without first consulting your vet.

Heat stroke

This occurs to dogs when exercised in hot weather, or left in cars on even moderately warm days. They will pant excessively and may vomit, collapse, have fits or difficulty breathing.

If heat stroke occurs:

- keep the dog calm. Move it into the shade, a cool room or building, or near a fan or breeze.
- cool all of your dog with water, paying particular attention to the head.



- Let your dog drink small amounts of cool water frequently. Call the vet.

Insect stings

If a sting is left in your dog, scrape it away with a fingernail or credit card; do not squeeze or grasp it. Cool the area with a wet cloth or frozen peas to help reduce pain and swelling. If in doubt, contact your vet.

Adder bites

If your dog is bitten by an adder, keep it as still and calm. If possible, don't allow it to walk; carry it instead. Leave the bite wound alone; contact the vet immediately.

Ticks

These potentially harmful parasites are particularly likely to be encountered in spring and autumn, especially where sheep and deer live. Check your dog for ticks every day: they resemble a dark, smooth pea. Have them removed immediately, as they can spread harmful diseases. They must not be squeezed or pulled off. Ask your vet how to do this safely.



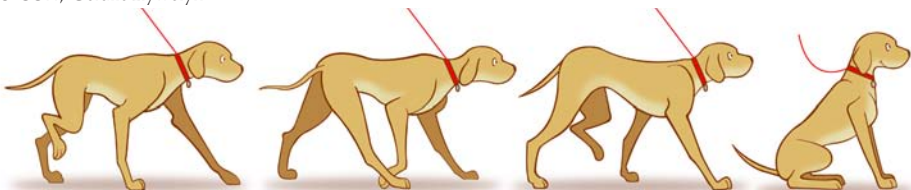
© CCW, Gerallt Llywelyn

If your dog goes missing

If lost, your dog is likely to be picked up by the Police, local authority Dog Warden, or an animal welfare or rescue organisation. These people can read a dog's microchip number, and so contact the owner using the Kennel Club's Petlog database, 365 days of the year.

Other ways to help find your pet are:

- phoning Petlog immediately if your dog is microchipped: 0870 606 6751;
- searching the area where you last saw your dog;
- leaving your details and a picture/description of your pet with as many people as possible, especially those delivering letters, newspapers and milk;
- advertising in the 'Lost' section of your local newspaper - read the 'Found' adverts too;
- calling the local vet, police station and dog warden;
- visiting nearby animal welfare and rescue centres. Ensure you look into each enclosure;
- calling radio stations that announce lost and found pets;
- visiting the website: www.doglost.co.uk;
- putting up posters in pet shops, vets, supermarkets, restaurants, local stores and post offices;
- keeping an up to date photograph of your pet in this booklet;
- not restricting your search to just one small area. Dogs can stray for long distances.



More help and information

"You've had lots of tips about enjoying the countryside and keeping it special for others. But if, like me, you like dogs and love the countryside, you might want to know more..."



People and places

The Kennel Club

Your first port of call on all canine matters, including Good Citizen training clubs, rescue societies, publications, access advice, gifts and factsheets. 0870 606 6750 www.the-kennel-club.org.uk

Countryside Council for Wales - Access Information

Find out where you can go and what you can do by visiting www.ccw.gov/countrysideaccesswales. The Countryside Code is available free by calling 0845 130 6229

Forestry Commission Wales

Where to go, what to do and where to stay in the nation's one million hectares of public forest. Victoria Terrace, Aberystwyth, Ceredigion, SY23 2DQ. Tel: 01970 625866; Fax: 01970 625282. Email: fcwales@forestry.gsi.gov.uk. Website: www.forestry.gov.uk

Wales Tourist Board, Visit Wales.

Attractions, accommodation and transport details throughout Wales, with contact details of local tourist information centres. Tel: 08701 211351; Fax: 08701 211259. Email: info@visitwales.com. Website: www.visitwales.com

Walking the Way to Health

Encouragement, advice and local contacts to keep you walking for health. Call the

Countryside Council for Wales Enquiry Line on 0845 130 6229 or visit www.whi.org.uk

Access problems

For advice about specific paths and problems on public access in your area, contact the local highway authority, which is the county council or unitary authority, depending where you live. A local council helpline or information centre will have contact details.

Supporting you and your dog

Association of Pet Behaviour Counsellors
01386 751151 www.apbc.org.uk

Association of Pet Dog Trainers
01285 810811 www.apdt.co.uk

Assistance Dogs UK
01844 348 100 www.hearing-dogs.co.uk/assistance-dogs.html

Blue Cross
01993 822651 www.bluecross.org.uk

Dogs Trust
020 7837 0006 www.dogstrust.org.uk

RSPCA
0870 55 55 999 www.rspca.org.uk

PDSA
0800 917 2509 www.pdsa.org.uk

Suppliers and services

Dog whistles: 01902 746329
www.reflog.co.uk

Dog-friendly service areas: 01525
878400 www.moto-way.com

Mypetstop: 0800 738800
www.mypetstop.co.uk

Our Dogs bookshop: 0870 731 6502
www.ourdogs.co.uk

Pets at home: 0161 486 6688
www.petsathome.co.uk

Vet finder: www.rcvs.org.uk
www.any-uk-vet.co.uk

Ordnance Survey:
Tel: 0845 200 2712
www.ordnancesurvey.co.uk

Emergency contacts

Petlog: 0870 606 6751
www.petlog.org.uk

Missing dogs: 01909 733366
www.doglost.co.uk

Pet bereavement support: 0800 096 6606
www.bluecross.org.uk

Pollution and Fly-tipping hotline:
Tel: 0800 80 70 60

Wildlife Poisoning hotline:
Tel: 0800 321600

These contacts are given in good faith, although their listing does not imply endorsement of their content, advice or services. Other suppliers are available; please contact the Kennel Club for details.



©Ashley Cooper, Woodfall Wild Images

The Countryside Code

- Be safe – plan ahead and follow any signs
- Leave gates and property as you find them
- Protect plants and animals, and take your litter home
- Keep dogs under close control
- Consider other people

For additional copies of this leaflet or further information on access to the countryside, contact Countryside Council for Wales, (Head Office), Maes-y-Ffynnon, Penrhosgarnedd, Bangor, Gwynedd, LL57 2DW. Tel: 0845 1306 229; Fax: 01248 355782. Email: enquiries@ccw.gov.uk. Website: www.ccw.gov.uk

This publication has been produced through a partnership between the Kennel Club, Countryside Council for Wales, Countryside Agency and English Nature.

CCC 230, 2005, 50k ISBN 1 86169 134 3 Printed by



©Andy Newman, Woodfall Wild Images

