



**Comisiwn Coedwigaeth  
Forestry Commission**

**CWMCARN  
FOREST DRIVE  
VISITOR SURVEY  
2003**



# CONTENTS

<b>INTRODUCTION</b>	<b>5</b>
<b>SUMMARY</b>	<b>6</b>
<b>CWMCARN VISITOR SURVEY 2003</b>	<b>7</b>
<b>APPENDIX 1: Questionnaire</b>	<b>15</b>
<b>APPENDIX 2: Results Tables</b>	<b>19</b>

## **AUTHOR**

Jackie Harper

Economics & Statistics  
Forestry Group  
Forestry Commission  
Silvan House  
231 Corstorphine Road  
Edinburgh  
EH12 7AT

Tel: 0131 314 6171  
Fax: 0131 316 4344

Email: [statistics@forestry.gsi.gov.uk](mailto:statistics@forestry.gsi.gov.uk)

## **FOREST ENTERPRISE**

Coed y Cymoedd Forest District  
Resolven  
Neath  
SA11 4DR

Tel: 01639 710 221  
Fax: 01639 710 200



## INTRODUCTION

This survey was mainly conducted around the two car parks at the base of the valley, close to the Cwmcarn Visitor Centre, with a handful of interviews taking place at Car Park 3.

This information acts as a yardstick to measure our progress so far and what aspects of recreation provision could potentially be improved in the future. So, in carrying out such surveys, visitors themselves act as our guides to how we invest our resources.

The Drive has a number of facilities, some of which have been enhanced since our previous visitor survey in 2002 for example all the sculptures at car park 3 and 5 have been completed and installed.

The now world-renowned Mountain Bike Trail, stretching for 15km around the hillsides of Cwmcarn, is continuing to attract large numbers of bikers and will be enhanced in the later part of 2004 with the addition of a purpose built downhill track.

This survey will be used to feed into the current Cwmcarn Development Plan which has been jointly commissioned by the Forestry Commission and Caerphilly Council. This plan will map out the way forward for Cwmcarn for the next five years and surveys like this one will be essential in the monitoring and evaluation of the plan.

We hope that you will find the views expressed in this 2003 survey both informative and inspirational. Should you wish to discuss the contents of any part of this document, please contact:

Andy Fryers: Recreation Management: 01970 890500  
Forest Enterprise Ebbw Team: 01495 270010

## SUMMARY

This report provides results from a visitor survey that took place in Coed y Cymoedd Forest District. A total of 212 questionnaires were completed.

11 % of groups were lone visitors and there was an average of 3.3 people per group. 66 % included adults aged between 25-59 years, 39 % included senior citizens, 31 % of groups included children and only 22 % included young adults aged 16-24 years.

Nearly all the visitors to Cwmcarn were of predominately white background and 21 % of the respondents said that at least one of their party had a special need. Of those with special needs mobility and hearing both accounted for 38 %.

Over two-thirds (69 %) of the respondents were locals, almost a quarter (24 %) were holidaymakers and the remaining 7 % were out for a day trip. Two-fifths of the holidaymakers had stayed with friends (40 %), over a third (36 %) camped or stayed in a caravan while 8 % preferred self-catering.

Over two-fifths (45 %) of respondents had travelled up to 5 miles to the site, almost two-fifths (37 %) had travelled between 6-15 miles, 12 % had travelled between 16-50 and the remaining 6 % had travelled further than this.

78 % of respondents had travelled by car to the site, 13 % had come on foot while 7 % had preferred to cycle and the remaining 2 % came by minibus or coach.

Almost four-fifths (79 %) of respondents had visited Cwmcarn before. Of those who had visited the woodland before, more than a fifth (23 %) visit more than once a week. Nearly two-fifths (35 %) visit 1-3 times a month. However, just over two-fifths of visitors (42 %) visited less frequently than this. The average length of stay was 2 hours 45 minutes.

Over half of groups visiting (52 %) had always known about the site. A quarter (25 %) had found out about it from friends and relatives and 12 % had found the site through the road signs.

Walking was the main purpose for 21 % of visitors who visited Cwmcarn and a further 21 % visited to walk dogs. 16 % came to take exercise and fresh air while 14 % relaxed and had a picnic. Cycling was specified by 8 % as the main reason for their visit with a further 6 % specifying Mountain Biking and 11 % specifying photography, fishing, BBQ and the play area as the main purpose in the "other" category. The remaining 4 % of visitors watched wildlife and birds.

39 % of all groups had dogs with them, and 15 % of groups had bicycles with them.

All groups were asked, if they had seen the Forest Drive leaflet. 75 % of all visitors had seen the leaflet and 97 % of those thought the quality was very good or good. 64 % had used the Forest Drive and were asked to rate the wardens in the pay kiosk under the headings of; Informative, Welcoming and Friendly

The facilities in and around the Visitor Centre were generally rated as good or very good (road signs, car park, info boards, playground, toilets and picnic area). The toilets and information boards had a small rating below ok. Of the visitors who expressed an opinion 91 % regarded the management of Cwmcarn as generally good or very good.

## CWMCARN VISITOR SURVEY 2003

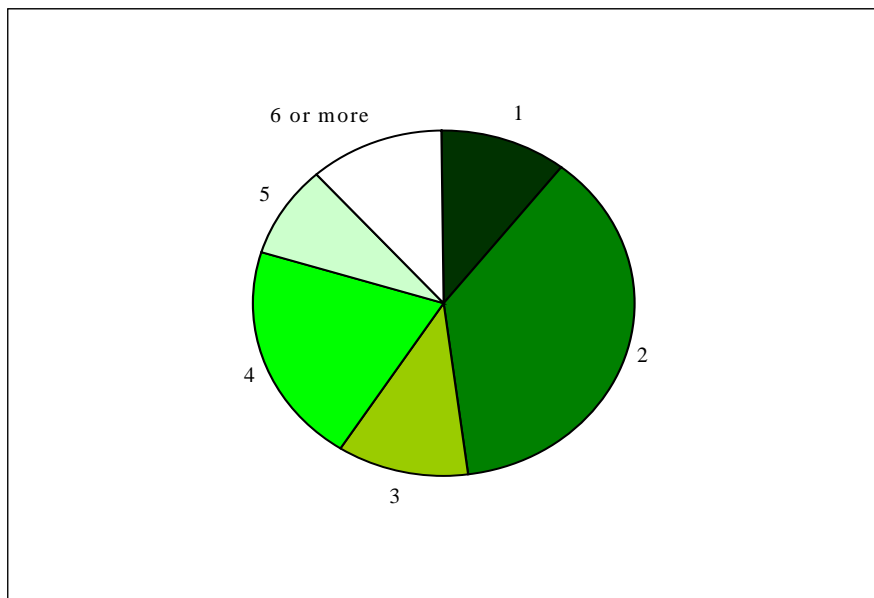
A Visitor Survey was carried out at Cwmcarn during August-September 2003 in Coed y Cymoedd Forest District.

### Group Composition

There were a total of 698 visitors in the 212 groups interviewed. There were slightly more male than female visitors (52 % of all visitors were male).

Of the groups visiting Cwmcarn Forest lone visitors accounted for 11 % while 37 % of groups contained 2 people. Nearly a third were groups of 3 or 4 (32 %) with the remaining fifth (20 %) in larger groups. Excluding groups of 10 or more, there were on average 3.3 people per group (**Figure 1**).

**Figure 1: Size of Groups Visiting Cwmcarn**

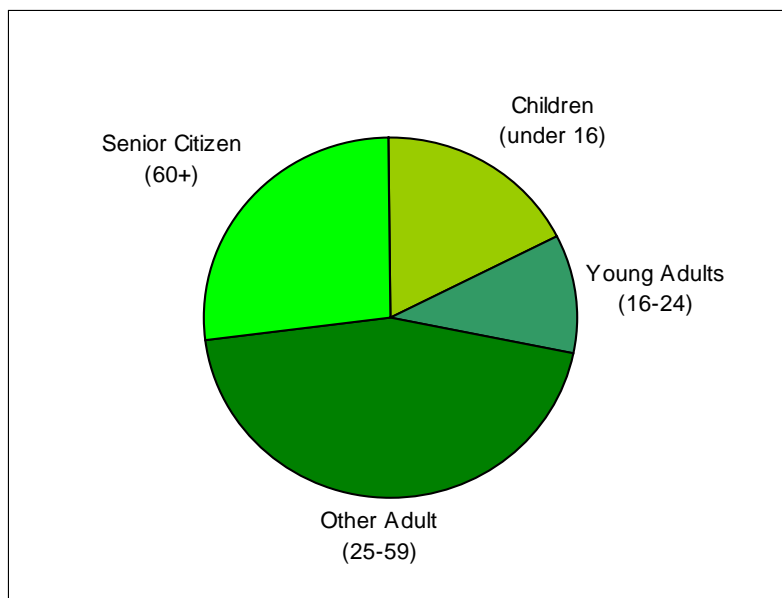


The majority of groups visiting Cwmcarn contained adults aged between 25-59 years (66 %), two-fifths (39 %) of the groups included senior citizens, while almost a third (31 %) of groups had children with them. Just over a fifth (22 %) included young adults aged 16-24 years.

In terms of total visitors, adults aged between 25-59 years accounted for over two-fifths (44 %) of all visitors, and senior citizens for over a quarter (27 %). Almost a fifth (18 %) were children and only 11% were young adults aged between 16 and 24 years of age.

**(Figure 2)**

**Figure 2: Age of Visitors to Cwmcarn**

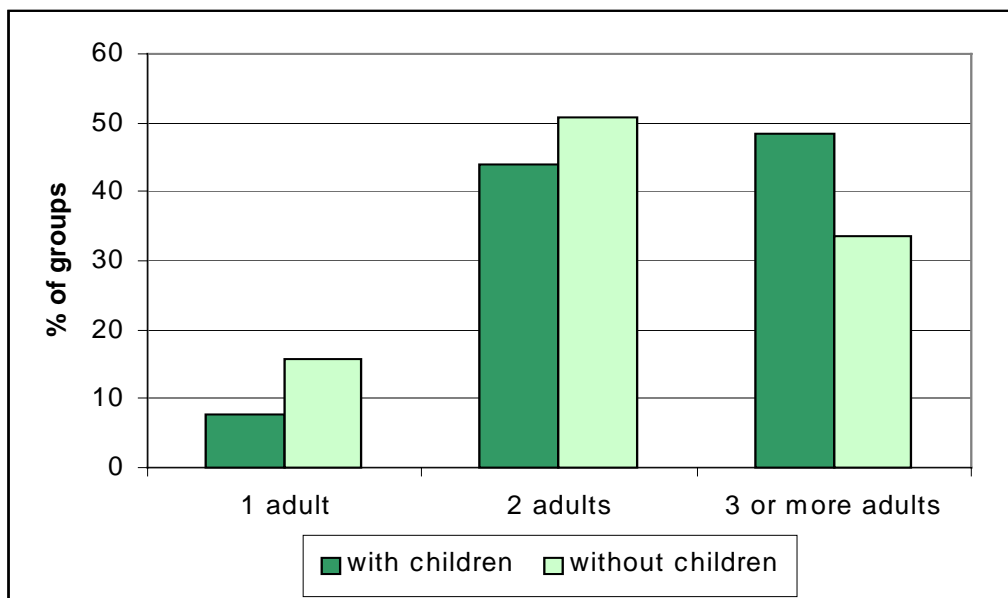


**Groups with Children**

66 groups had children with them. Of these groups with children 8 % were with a lone adult, 44 % were accompanied by two adults, and the remaining 48 % were accompanied by 3 or more adults.

The number of groups without children was 146. Of these groups without children 16 % consisted of one adult, while 51 % consisted of two adults and the remaining 34 % three or more adults. **(Figure 3)**

**Figure 3. The Number of Groups With and Without Children**



## Special Needs

Of the 21 % of groups with a person or persons who had a special need or disability almost two-fifths of them had mobility problems (38 %) and the same had hearing problems.

## Ethnicity

The majority of visitors to Cwmcarn were of predominantly white background.

## Groups with Dogs and Bicycles

39 % of groups visiting Cwmcarn had a dog with them while 15 % of groups had at least one bike.

## Visitor Origin

Table 1. Origin of visitors to Cwmcarn, shows the origin of visitors based on the home postcodes and town/country names supplied. Just over four-fifths of the groups were from Wales (82 %), 15 % were from England, 2% were foreign visitors and the remaining 1 % was shared between groups from Scotland and Ireland.

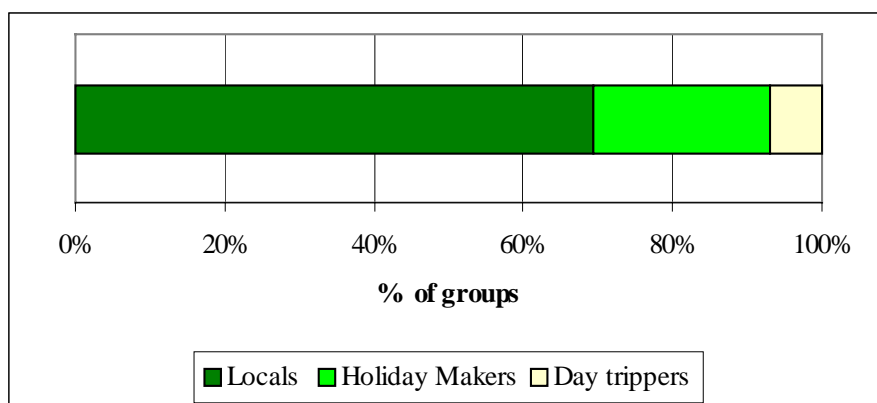
**Table 1. Origin of visitors to Cwmcarn**

Region	Number of respondents
Wales	173
England	31
Scotland	1
Ireland	1
Foreign	5
<b>All respondents</b>	<b>100 % = (211)</b>

## Type of Visitor

Local visitors to Cwmcarn (visitors who lived within 15 miles of the site) amounted to just over two-thirds (69 %) of the visitors. Almost a quarter (24 %) of the visitors were holidaymakers and the remaining (7 %) were in Cwmcarn for a day trip. (**Figure 4**)

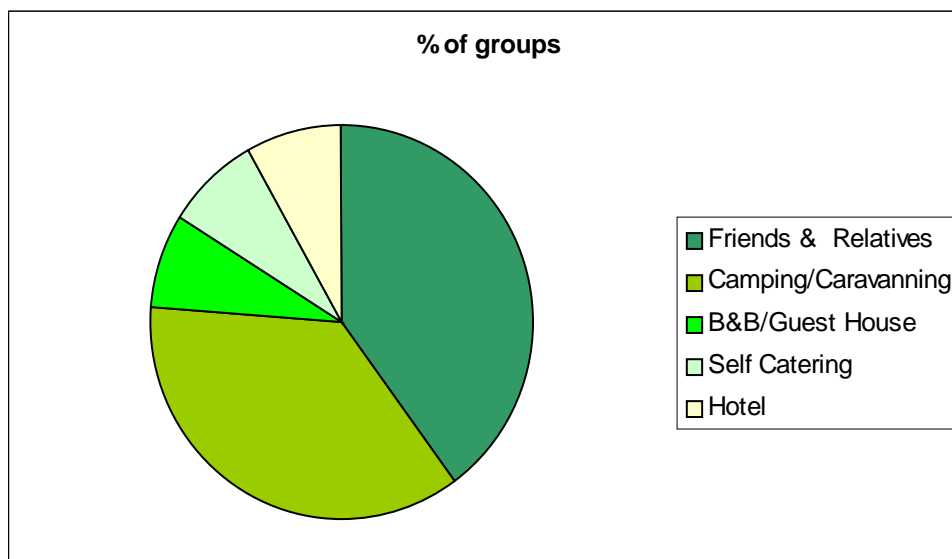
**Figure 4. The Type of Visitor at Cwmcarn**



## Accommodation

The 50 groups who were holidaymakers were asked about the type of accommodation they were using. 20 groups stayed with family and friends. Camping or caravanning was the preference of 18 groups. The remaining 12 groups were split equally between B&B, hotel and self-catering. (Figure 5)

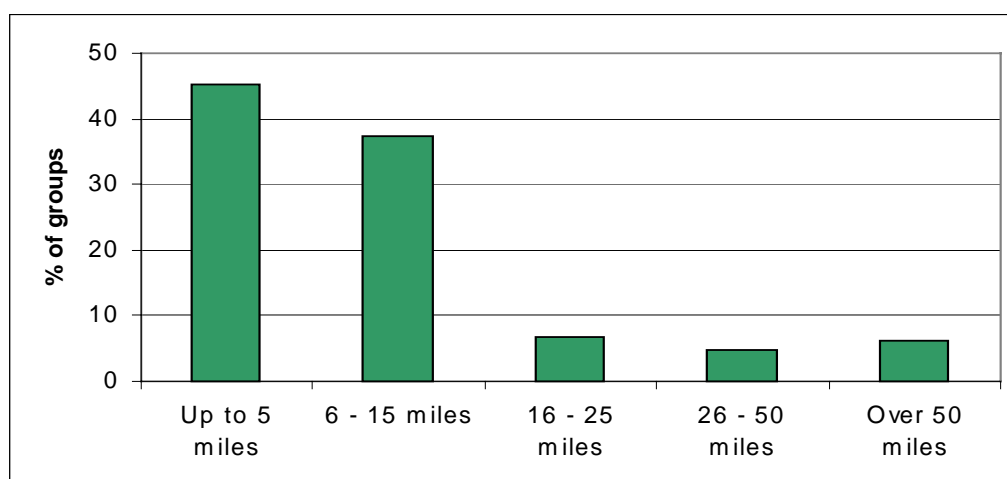
**Figure 5: Type of Accommodation Stayed In**



## Travel to the Forest Site

Over two-fifths of visitors had travelled up to 5 miles to the site (45 %) while almost two-fifths (37 %) had travelled between 6 and 15 miles. 12 % had travelled between 16 and 50 miles and the remaining 6 % had travelled further than 50 miles. (Figure 6)

**Figure 6: Distance Travelled to Cwmcarn**

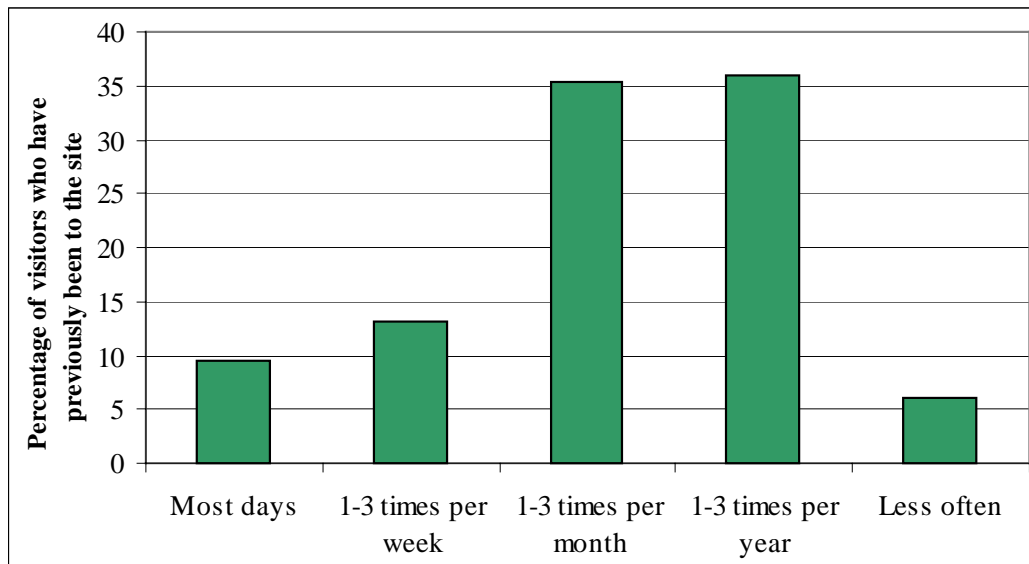


78 % of visitors had used a car or van to travel to the site, 13 % had arrived at the site on foot, 7 % came on a bicycle and the remaining 2 % came by minibus or coach.

## Previous Visits

Almost four-fifths of visitors had visited the site on a previous occasion (79 %). Of those who have visited the site before, 10 % visited most days, 13 % visited between 1-3 times a week and 35 % 1-3 times a month, 42 % of the visitors came to Cwmcarn less frequently, three times per year or less. (Figure 7)

**Figure 7: Frequency of Visits to Cwmcarn**



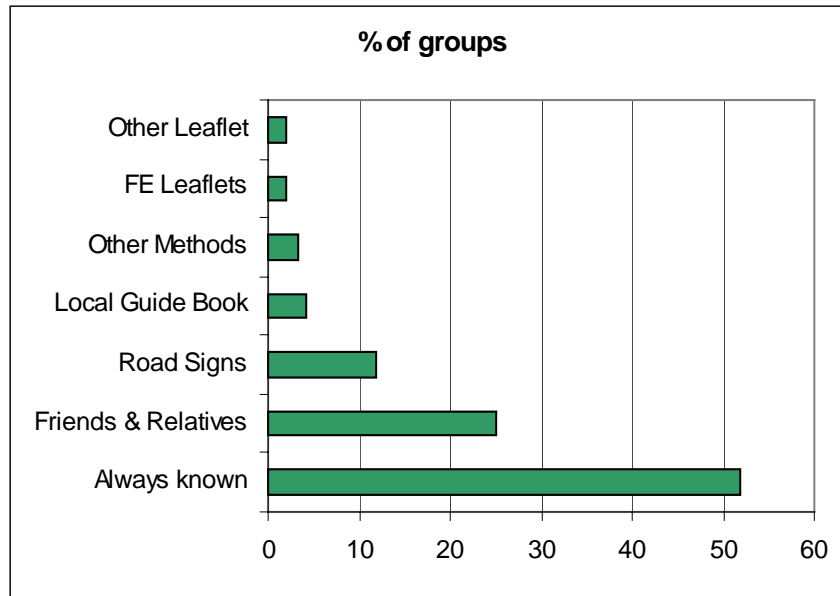
## Length of Stay

The average length of stay of groups at Cwmcarn was around 2 hours 45 minutes. Around 14 % of visitors stayed for an hour or less, 37 % stayed for around 2 hours, Almost a quarter stayed for 3 hours (23 %) and a quarter (25 %) stayed for the 4 hours or more.

## Finding out about the Site

Over half of groups visiting Cwmcarn had always known about this site (52 %) while a quarter 25 % had found out about it from friends or relatives. 12 % of groups visiting found the site by the road signs. The Forest Enterprise leaflet, other leaflet and a local guidebook together provide 7 % of the groups with information to find the site. The remaining 3 % found out about the site by a method other than were suggested on the questionnaire. (Figure 8)

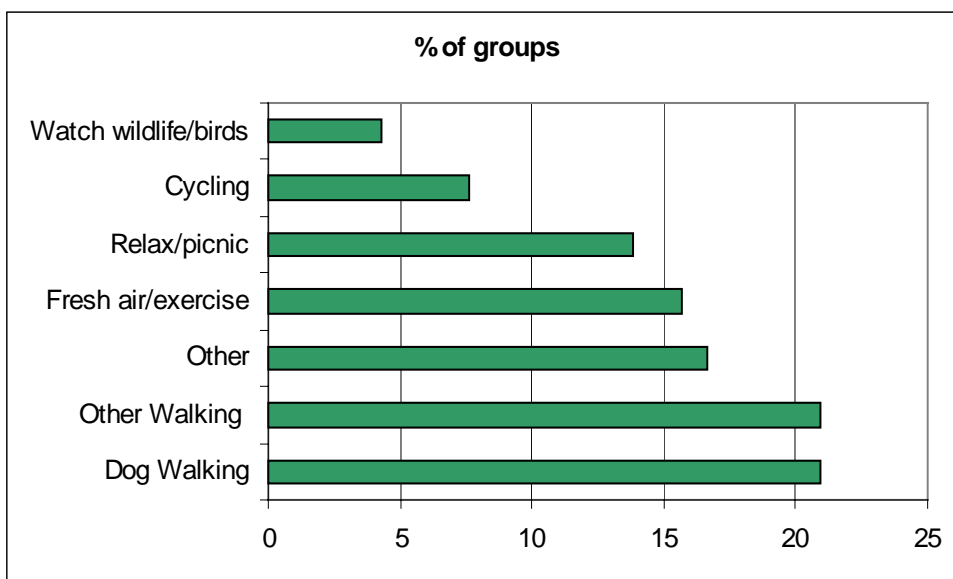
**Figure 8: How People Found Out About Cwmcarn**



### Main Purpose of Visit

The main reason for just over a fifth (21 %) of visitors visiting Cwmcarn was to do some walking and a further 21 % visited to walk dogs. 16 % came to exercise and take in the fresh air. A further 14 % of groups visited to relaxed or have a picnic. 8 % specified cycling as the main purpose of the visit but a further 6 % who said the main purpose was “other” then went on to specify using the Mountain Bike Trail as their main purpose. 11 % specified photography, fishing, BBQ and the play area as the main purpose of their visit. The remaining 4% watched wildlife and birds (**Figure 9**).

**Figure 9: Purpose of Visit to Cwmcarn Forest**



## Forest Drive in Cwmcarn

All groups were asked, if they had seen the Forest Leaflet. Of the 75 % that had seen the leaflet 69 % thought that the quality of it was very good, 28 % thought it was good and the remaining 4 % thought it ok. Visitors were asked if they had used the Forest Drive, 64 % said they had.

Groups were asked to rate the welcome, by the wardens in the pay kiosk. 89 % said their welcome was friendly, 84 % said it had been welcoming and 68 % said they were informative. 86 % of the groups who used the forest drive saw the woodcarvings and sculptures and nearly all rated them as very good or good.

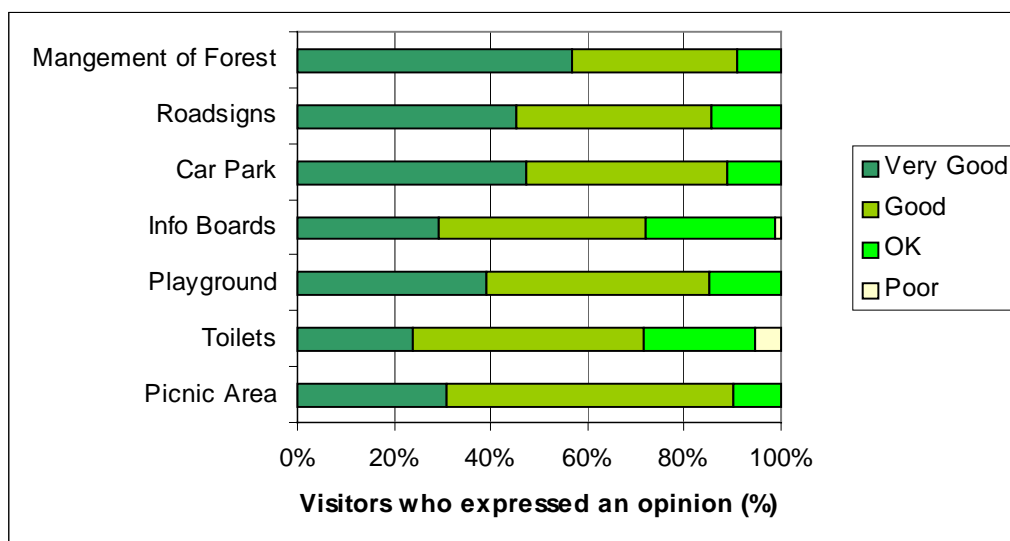
## Ratings of Facilities in and around the Visitor Centre

The results below present the ratings for each facility in terms of the proportion of visitors who expressed an opinion (i.e. the proportion who had used each facility and provided a rating for it).

All visitors, who had been to the forest, were asked to rate the facilities they had used in and around the Visitor Centre during their visit to Cwmcarn. 86 % gave an opinion with regard to the road signs, 85 % the car park, 80 % the toilets, 78 % the picnic area, 41 % the information boards and 19% on the playground. With regards to the management of Cwmcarn Forest 95 % of the visitors gave an opinion with 91 % of those rating it as very good or good.

Those who used the facilities at Cwmcarn were asked to rate them on a scale of Very good, Good, Ok, Poor and Very poor. 90% of those who had used the picnic area and expressed an opinion rated it as very good or good, 89 % rated the car park as very good or good, 86 % rated the picnic area as very good or good, the toilets, the information boards and the playground were each rated as very good or good by 72 % of visitors who expressed an opinion (**Figure 10**)

**Figure 10: Ratings of Facilities In and Around the Visitor Centre**





## CWMCARN VISITOR SURVEY 2003

Batch

Form

Hello; I am carrying out a survey for the Forestry Commission. Can you please spare a few minutes to answer some questions?

**1. Have you travelled from home today?**

Circle One

Yes 1 Skip to Q2  
No 2 Ask Q1a

**1a. What type of accommodation did you stay in last night?**

Circle one

Bed & Breakfast/ Guest House 1  
Hotel 2  
Camping/ Caravan 3  
With friends/ relatives 4  
Youth Hostel 5  
Self Catering 6  
Other 7

**2. How far have you travelled to get here today?**

Circle one

Up to 5 miles 1  
6 - 15 miles 2  
16 - 25 miles 3  
26 - 50 miles 4  
Over 50 miles 5

**3. What was the main type of transport you used to get here today? (The one used for the longest distance)**

Circle one

Car/ van 1  
Minibus/ coach 2  
Public transport 3  
Bicycle 4  
On foot 5  
Other 6

**4. Have you been here before?**

Circle One

Yes 1 Ask Q4a  
No 2 Skip to Q5

**4a. How often do you come here?**

Circle one

Most days 1  
1 - 3 times a week 2  
1 - 3 times a month 3  
1 - 3 times a year 4  
Less often 5

**5. How long in total are you staying at this site today?**

--	--

hours mins

**6. How did you first find out about this woodland?**

(if answer 4 - 8 ask Q5a, all others skip to Q6)

Circle One

Always known 1  
Friend/ relation 2  
Road signs 3  
Forest Enterprise leaflet 4  
Other leaflet 5  
Local guide book or map 6  
Exhibitions/ displays 7  
Newspaper/ TV/ Radio 8  
Other 9

Please specify \_\_\_\_\_

**6a. Can you say where you saw it? (i.e. where picked up leaflet, which guide book/ map or exhibition, which TV/ Radio programme or newspaper)****7. What is the main purpose of your visit today?**

Circle one

Dog walking 1  
Other walking 2  
Cycling 3  
Fresh air/ exercise 4  
Watch wildlife/ birds 5  
Relax/ picnic 6  
Other 7

Specify

**8. Have you seen the leaflet regarding the Forest Drive at Cwmcarn?**

Circle One

Yes 1  
No 2 Skip to Q13

**8a. If yes, what do you think of the quality of the Forest Drive leaflets?**

Circle One

Very Good 1  
Good 2  
OK 3  
Poor 4  
Very Poor 5  
No opinion 6

**9. Have you used the Forest Drive today?**

*Circle One*

Yes      **1**

No              **2**      *Skip to Q14*

**9a. How did you find the welcome at the warden's pay kiosk? ..... was it...**

*Circle one answer per row*

	Yes	No	Don't Know
<b>Infomative?</b>	1	2	3
<b>Welcoming?</b>	1	2	3
<b>Friendly?</b>	1	2	3

**9b. Did you see any of the wood carvings and sculptures on the forest drive?**

*Circle One*

Yes      **1**

No              **2**      *Skip to Q14*

**9c. How would you rate our wood carvings and sculptures on the Forest Drive?**

*Circle One*

Very Good	<b>1</b>	
Good		<b>2</b>
OK	<b>3</b>	
Poor		<b>4</b>
Very Poor	<b>5</b>	
No opinion		<b>6</b>

**10. I would like to ask you to rate any of the facilities that you have used here, on a scale of Very good, Good, OK, Poor or Very poor. What is your overall rating for:**

*(circle one number in each row)*

	VG	G	OK	P	VP	Not used
<b>Picnic area</b>	1	2	3	4	5	6
<b>Toilets</b>	1	2	3	4	5	6
<b>Playground</b>	1	2	3	4	5	6
<b>Information boards</b>	1	2	3	4	5	6
<b>Car park</b>	1	2	3	4	5	6
<b>Road signs</b>	1	2	3	4	5	6

**11. This is a Forestry Commission wood/ forest. On a scale of 1 to 5, where 1 means very good and 5 means very poor, how would you rate the management of this wood/ forest?**

*Circle One*

Very Good	<b>1</b>	
Good		<b>2</b>
OK	<b>3</b>	
Poor		<b>4</b>
Very Poor	<b>5</b>	
No opinion		<b>6</b>

**12. If we could improve just one thing here, what would that be?**

**13. To give us an idea of where visitors come from, can you tell me your postcode?**

*Yes: Record full postcode*

*No: Record part postcode if possible, then ask Q17a.*

**13a. (only ask if full postcode not given) Can you tell me instead which town or other area you live in?**

*Record name of town or other area (e.g. English/Welsh county, Scottish council area, or country if from abroad)*

**14. Do you (or does anyone in your group) have any disability or special needs?**

*Circle One*

Yes      **1**      *Ask 18a*

No              **2**      *Skip to end*

**14a. What type of special need is it?**

*Circle all*

Sight	<b>1</b>	
Hearing		<b>2</b>
Mobility	<b>3</b>	
Other		<b>4</b>

*Specify*

**That's all! Thank you very much for your time.**

Please indicate on the next page the age and ethnic origin of the group – don't ask!

Group size - Please enter number of people in each category in each box

Male		Female
<input type="text"/>	Senior Citizens (Age 60+)	<input type="text"/>
<input type="text"/>	Other Adults (Age 25-59)	<input type="text"/>
<input type="text"/>	Young Adults (Age 16-24)	<input type="text"/>
<input type="text"/>	Children (Under 16)	<input type="text"/>
<input type="text"/>	Predominantly White	<input type="text"/>
<input type="text"/>	Asian	<input type="text"/>
<input type="text"/>	Afro-Caribbean	<input type="text"/>
<input type="text"/>	Dogs	<input type="text"/>
		Bicycles



CWMCARN VISITOR SURVEY - 2003

	Weekday	Weekend	Total
	No.	No.	No.
Total	106	106	212

1. Have you travelled from home today?	Weekday	Weekend	Total
	No.	%	No.
	%	No.	%
Yes	82	77	80
No	24	23	26
Total	106	100	106

(Only those who have not travelled from home today)

1a. What type of accommodation did you stay in last night?	Weekday	Weekend	Total
	No.	%	No.
	%	No.	%
Bed & Breakfast	2	8	2
Hotel	2	8	2
Camping/Caravan	5	21	13
At friends/relatives	12	50	8
Self Catering	3	13	1
Total	24	100	26

2. How far have you travelled to get here today	Weekday	Weekend	Total
	No.	%	No.
	%	No.	%
Up to 5 miles	51	48	45
6-15 miles	38	36	41
16-25 miles	7	7	7
26-50 miles	6	6	4
Over 50 miles	4	4	9
Total	106	100	106

3. Main type of transport used to get here today	Weekday	Weekend	Total
	No.	%	No.
	%	No.	%
Car/Van	80	75	86
Mini bus/coach	1	1	3
Bicycle	7	7	7
On foot	17	16	10
Missing	1	1	.
Total	106	100	106



CWMCARN VISITOR SURVEY - 2003

„ff.....ffffffffffffffff.....ffffffffffffffff.....ffffffffffffffff†

7. What is the main purpose of your visit today?	Weekday	Weekend	Total
	No.	%	No.
Dog walking	29	27	15
Other walking	25	24	19
Cycling	7	7	9
Fresh air/exercise	14	13	19
Watch wildlife/birds	5	5	4
Relax/picnic	9	8	20
Other	15	14	20
None	2	2	.
Total	106	100	106

§ff<ffffffff<ffffffff<ffffffff<ffffffff<ffffffff<ffffffffE

„ff.....ffffffffffffffff.....ffffffffffffffff.....ffffffffffffffff†

8. Have you seen the Forest Drive Leaflet?	Weekday	Weekend	Total
	No.	%	No.
Yes	70	66	90
No	36	34	16
Total	106	100	106

§ff<ffffffff<ffffffff<ffffffff<ffffffff<ffffffff<ffffffffE

(Only those who said yes to seeing the leaflet)

„ff.....ffffffffffffffff.....ffffffffffffffff.....ffffffffffffffff†

8a. What do you think of the quality of the Forest Drive Leaflets?	Weekday	Weekend	Total
	No.	%	No.
Very Good	59	84	51
Good	10	14	34
OK	1	1	5
Total	70	100	90

§ff<ffffffff<ffffffff<ffffffff<ffffffff<ffffffff<ffffffffE

„ff.....ffffffffffffffff.....ffffffffffffffff.....ffffffffffffffff†

9. Have you used the Forest Drive today?	Weekday	Weekend	Total
	No.	%	No.
Yes	50	47	85
No	56	53	21
Total	106	100	106

§ff<ffffffff<ffffffff<ffffffff<ffffffff<ffffffff<ffffffffE

(Of those who have used the Forest Drive today)

„ff.....ffffffffffffffff.....ffffffffffffffff.....ffffffffffffffff†

9a. Did you find the welcome, at the wardens pay kiosk, INFORMATIVE?	Weekday	Weekend	Total
	No.	%	No.
Yes	37	74	55
No	1	2	4
Don't know	12	24	26
Total	50	100	85

§ff<ffffffff<ffffffff<ffffffff<ffffffff<ffffffff<ffffffffE

CWMCARN VISITOR SURVEY - 2003

(Of those who have used the Forest Drive today)

	Weekday	Weekend	Total
9a. Did you find the welcome, at the wardens pay kiosk: WELCOMING?	No. , %	No. , %	No. , %
Yes	44, 88	69, 81	113, 84
No	., .	4, 5	4, 3
Don't know	6, 12	12, 14	18, 13
Total	50, 100	85, 100	135, 100

(Of those who have used the Forest Drive today)

	Weekday	Weekend	Total
9a. Did you find the welcome, at the wardens pay kiosk: FRIENDLY?	No. , %	No. , %	No. , %
Yes	45, 90	75, 88	120, 89
No	., .	1, 1	1, 1
Don't know	5, 10	9, 11	14, 10
Total	50, 100	85, 100	135, 100

(Of those who have used the Forest Drive today)

	Weekday	Weekend	Total
9b. Did you see any of the wood carvings and sculptures on the forest drive?	No. , %	No. , %	No. , %
Yes	40, 80	76, 89	116, 86
No	9, 18	9, 11	18, 13
Missing	1, 2	., .	1, 1
Total	50, 100	85, 100	135, 100

(Those who used the forest drive and saw the carvings and sculptures)

	Weekday	Weekend	Total
9c. How would you rate wood carvings and sculptures on the Forest Drive ?	No. , %	No. , %	No. , %
Very Good	25, 63	49, 64	74, 64
Good	13, 33	25, 33	38, 33
OK	1, 3	2, 3	3, 3
No Opinion	1, 3	., .	1, 1
Total	40, 100	76, 100	116, 100

CWMCARN VISITOR SURVEY - 2003

10. Rate facilities used						
here: Picnic Area	Weekday		Weekend		Total	
	No.	%	No.	%	No.	%
Very good	27	25	24	23	51	24
Good	44	42	54	51	98	46
OK	5	5	11	10	16	8
Not used	30	28	17	16	47	22
Total	106	100	106	100	212	100
10. Rate facilities used						
here: Toilets	Weekday		Weekend		Total	
	No.	%	No.	%	No.	%
Very good	24	23	16	15	40	19
Good	45	42	36	34	81	38
OK	17	16	22	21	39	18
Poor	3	3	6	6	9	4
Not used	17	16	26	25	43	20
Total	106	100	106	100	212	100
10. Rate facilities used						
here: Playground	Weekday		Weekend		Total	
	No.	%	No.	%	No.	%
Very good	7	7	9	8	16	8
Good	2	2	17	16	19	9
OK	3	3	3	3	6	3
Not used	94	89	77	73	171	81
Total	106	100	106	100	212	100
10. Rate facilities used:						
Information Boards	Weekday		Weekend		Total	
	No.	%	No.	%	No.	%
Very good	12	11	13	12	25	12
Good	18	17	19	18	37	17
OK	8	8	15	14	23	11
Poor	.	.	1	1	1	0
Not used	67	63	56	53	123	58
Missing	1	1	2	2	3	1
Total	106	100	106	100	212	100
10. Rate facilities used						
here: Car Park	Weekday		Weekend		Total	
	No.	%	No.	%	No.	%
Very good	46	43	39	37	85	40
Good	35	33	40	38	75	35
OK	5	5	15	14	20	9
Not used	20	19	12	11	32	15
Total	106	100	106	100	212	100



CWMCARN VISITOR SURVEY - 2003

Group size						
Number in Group	Weekday		Weekend		Total	
	No.	%	No.	%	No.	%
1	22	21	1	1	23	11
2	49	46	29	27	78	37
3	10	9	14	13	24	11
4	15	14	29	27	44	21
5	5	5	13	12	18	8
6 or more	5	5	20	19	25	12
Total	106	100	106	100	212	100
Number of Males						
Number of Males	Weekday		Weekend		Total	
	No.	%	No.	%	No.	%
0	13	12	5	5	18	8
1	57	54	33	31	90	42
2	27	25	36	34	63	30
3	6	6	19	18	25	12
4	2	2	11	10	13	6
5	1	1	1	1	2	1
6 or more	.	.	1	1	1	0
Total	106	100	106	100	212	100
Number of Females						
Number of Females	Weekday		Weekend		Total	
	No.	%	No.	%	No.	%
0	26	25	9	8	35	17
1	47	44	33	31	80	38
2	23	22	31	29	54	25
3	7	7	23	22	30	14
4	1	1	7	7	8	4
5	2	2	2	2	4	2
6 or more	.	.	1	1	1	0
Total	106	100	106	100	212	100
Number of Senior Citizens (60+)						
Number of Senior Citizens (60+)	Weekday		Weekend		Total	
	No.	%	No.	%	No.	%
0	60	57	70	66	130	61
1	12	11	6	6	18	8
2	25	24	19	18	44	21
3	3	3	1	1	4	2
4	4	4	9	8	13	6
5	1	1	1	1	2	1
6 or more	1	1	.	.	1	0
Total	106	100	106	100	212	100

CWMCARN VISITOR SURVEY - 2003

Number of Adults (25-59)							
	Weekday		Weekend		Total		
	No.	%	No.	%	No.	%	
0	39	37	34	32	73	34	
1	26	25	5	5	31	15	
2	34	32	44	42	78	37	
3	2	2	6	6	8	4	
4	4	4	13	12	17	8	
5	.	.	1	1	1	0	
6 or more	1	1	3	3	4	2	
Total	106	100	106	100	212	100	
Number of Young Adults (16-24)							
	Weekday		Weekend		Total		
	No.	%	No.	%	No.	%	
0	88	83	78	74	166	78	
1	13	12	13	12	26	12	
2	5	5	10	9	15	7	
3	.	.	2	2	2	1	
4	.	.	3	3	3	1	
Total	106	100	106	100	212	100	
Number of Children (under 16)							
	Weekday		Weekend		Total		
	No.	%	No.	%	No.	%	
0	89	84	57	54	146	69	
1	12	11	15	14	27	13	
2	4	4	21	20	25	12	
3	1	1	11	10	12	6	
4	.	.	1	1	1	0	
6 or more	.	.	1	1	1	0	
Total	106	100	106	100	212	100	
Number of Senior Citizens Male (60+)							
	Weekday		Weekend		Total		
	No.	%	No.	%	No.	%	
0	66	62	71	67	137	65	
1	32	30	23	22	55	26	
2	6	6	12	11	18	8	
3	1	1	.	.	1	0	
5	1	1	.	.	1	0	
Total	106	100	106	100	212	100	

CWMCARN VISITOR SURVEY - 2003

Number of Senior Citizens Female (60+)						
	Weekday	Weekend	Total			
	No.	%	No.	%	No.	%
0	67	63	77	73	144	68
1	31	29	18	17	49	23
2	7	7	10	9	17	8
3	.	.	1	1	1	0
5	1	1	.	.	1	0
Total	106	100	106	100	212	100
Number of Other Adults Male (25-59)						
	Weekday	Weekend	Total			
	No.	%	No.	%	No.	%
0	54	51	40	38	94	44
1	40	38	41	39	81	38
2	10	9	19	18	29	14
3	2	2	5	5	7	3
4	.	.	1	1	1	0
Total	106	100	106	100	212	100
Number of Other Adults Female (25-59)						
	Weekday	Weekend	Total			
	No.	%	No.	%	No.	%
0	61	58	41	39	102	48
1	36	34	45	42	81	38
2	8	8	16	15	24	11
3	.	.	3	3	3	1
4	1	1	1	1	2	1
Total	106	100	106	100	212	100
Number of Young Adults Male (16-24)						
	Weekday	Weekend	Total			
	No.	%	No.	%	No.	%
0	94	89	89	84	183	86
1	11	10	10	9	21	10
2	1	1	6	6	7	3
3	.	.	1	1	1	0
Total	106	100	106	100	212	100
Number of Young Adults Female (16-24)						
	Weekday	Weekend	Total			
	No.	%	No.	%	No.	%
0	96	91	85	80	181	85
1	10	9	16	15	26	12
2	.	.	5	5	5	2
Total	106	100	106	100	212	100

CWMCARN VISITOR SURVEY - 2003

Number of Male Children (under 16)						
	Weekday	Weekend	Total			
	No.	%	No.	%	No.	%
0	97	92	75	71	172	81
1	7	7	15	14	22	10
2	2	2	15	14	17	8
4	.	.	1	1	1	0
Total	106	100	106	100	212	100
Number of Female Children (under 16)						
	Weekday	Weekend	Total			
	No.	%	No.	%	No.	%
0	94	89	70	66	164	77
1	12	11	21	20	33	16
2	.	.	14	13	14	7
3	.	.	1	1	1	0
Total	106	100	106	100	212	100
Number of Dogs						
	Weekday	Weekend	Total			
	No.	%	No.	%	No.	%
0	62	58	67	63	129	61
1	34	32	31	29	65	31
2	8	8	7	7	15	7
3	1	1	1	1	2	1
4	1	1	.	.	1	0
Total	106	100	106	100	212	100
Number of Bicycles						
	Weekday	Weekend	Total			
	No.	%	No.	%	No.	%
0	89	84	91	86	180	85
1	5	5	.	.	5	2
2	8	8	8	8	16	8
3	3	3	1	1	4	2
4	.	.	5	5	5	2
5	1	1	.	.	1	0
6 or more	.	.	1	1	1	0
Total	106	100	106	100	212	100

CWMCARN VISITOR SURVEY - 2003

Number of Predominantly White People							
	Weekday		Weekend		Total		
	No.	%	No.	%	No.	%	
0	5	5	12	11	17	8	
1	21	20	1	1	22	10	
2	45	42	29	27	74	35	
3	11	10	14	13	25	12	
4	14	13	27	25	41	19	
5	5	5	10	9	15	7	
6 or more	5	5	13	12	18	8	
Total	106	100	106	100	212	100	
Number of Non White People							
	Weekday		Weekend		Total		
	No.	%	No.	%	No.	%	
0	104	98	93	88	197	93	
1	1	1	1	1	2	1	
2	1	1	.	.	1	0	
3	.	.	1	1	1	0	
4	.	.	1	1	1	0	
5	.	.	3	3	3	1	
6 or more	.	.	7	7	7	3	
Total	106	100	106	100	212	100	